

US00D664396S

(12) **United States Design Patent**  
**Strobel et al.**

(10) **Patent No.:** **US D664,396 S**  
(45) **Date of Patent:** **\*\* \*Jul. 31, 2012**

(54) **BEVERAGE CONTAINER**

(75) Inventors: **Scott Strobel**, Plymouth, CT (US);  
**Ronald Schoelkopf**, White Hall, MD  
(US)

(73) Assignee: **Progressive Specialty Glass Co., Inc.**,  
Plainville, CT (US)

(\*) Notice: This patent is subject to a terminal disclaimer.

(\*\*) Term: **14 Years**

(21) Appl. No.: **29/382,311**

(22) Filed: **Dec. 31, 2010**

(51) **LOC (9) Cl.** ..... **07-01**

(52) **U.S. Cl.** ..... **D7/516; D7/517; D7/519; D7/520**

(58) **Field of Classification Search** ..... **D7/578,**  
**D7/569, 567, 564, 544, 516, 517, 519, 520,**  
**D7/559; D9/601, 614, 616, 620, 625, 628;**  
**220/703, 705**

See application file for complete search history.

(56) **References Cited**

**U.S. PATENT DOCUMENTS**

D89,531 S *	3/1933	Negbaur	.....	D7/544
D112,688 S *	12/1938	Adams	.....	D9/628
D188,353 S	7/1960	Merrill		
D195,902 S	8/1963	Kocab		
D199,071 S *	9/1964	Smith	.....	D7/536

D234,109 S *	1/1975	Achenbach	.....	D7/515
D244,167 S	5/1977	McCormick		
D267,232 S	12/1982	Balich		
D420,903 S *	2/2000	Liberty	.....	D9/625
D431,463 S *	10/2000	Gallart et al.	.....	D9/626
D442,642 S	5/2001	Gaylord et al.		
D468,969 S	1/2003	Lipson		
D517,419 S	3/2006	Kelleghan		
D519,035 S	4/2006	Kelleghan		
D633,351 S *	3/2011	Welch	.....	D8/38

\* cited by examiner

*Primary Examiner* — Marianne Pandozzi

(74) *Attorney, Agent, or Firm* — The Bilicki Law Firm, P.C.;  
Carl A. Hjort, III

(57) **CLAIM**

The ornamental design for a beverage container, as shown and described.

**DESCRIPTION**

Figure one is a front view of a beverage container according to the present design.

Figure two is a rear view of a beverage container according to the present design.

Figure three is a right side view of a beverage container according to the present design, the left side view being a mirror image thereof.

Figure four is a top view of a beverage container according to the present design; and,

Figure five is a bottom view of a beverage container according to the present design.

**1 Claim, 4 Drawing Sheets**





FIG. 1

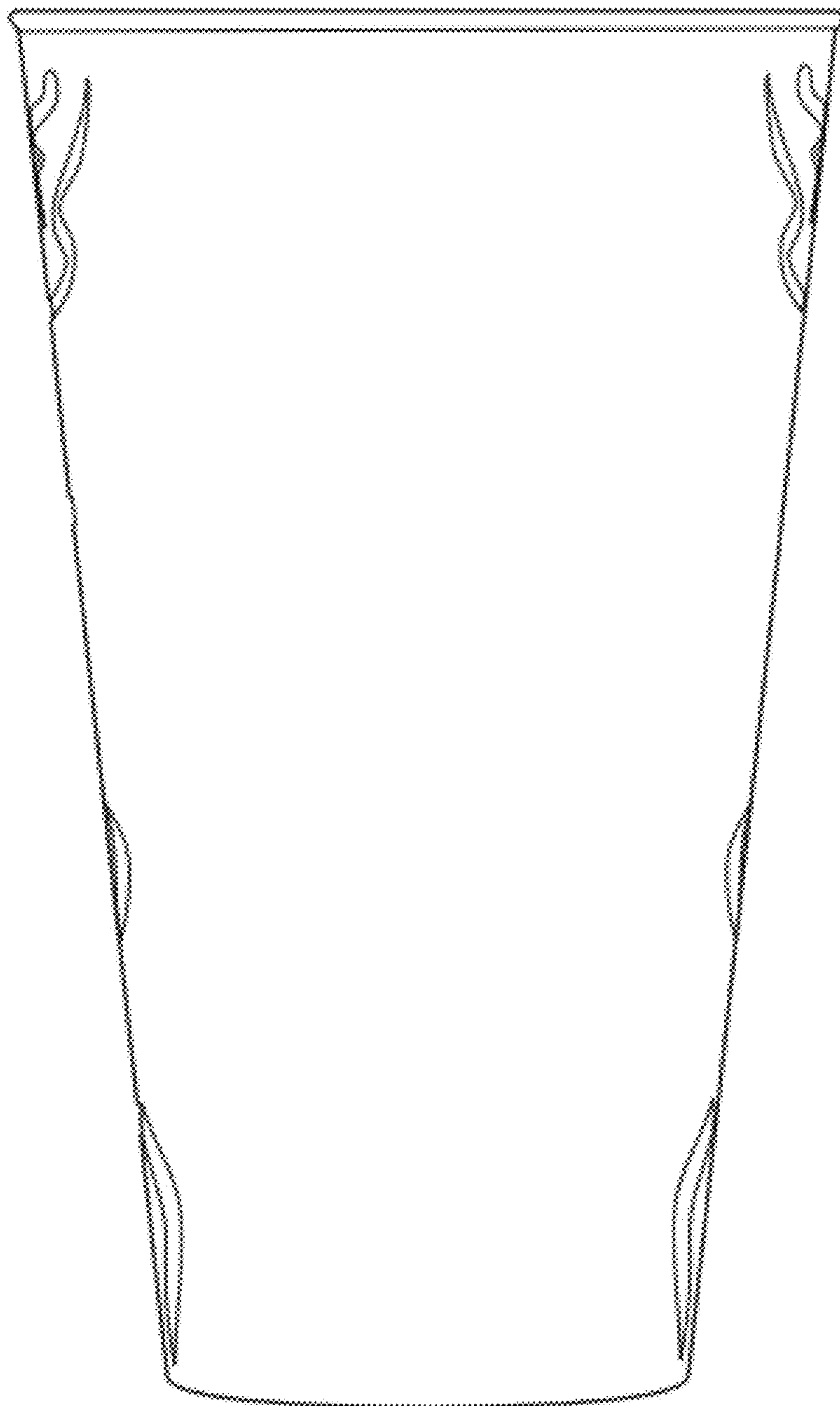


FIG. 2



FIG. 3

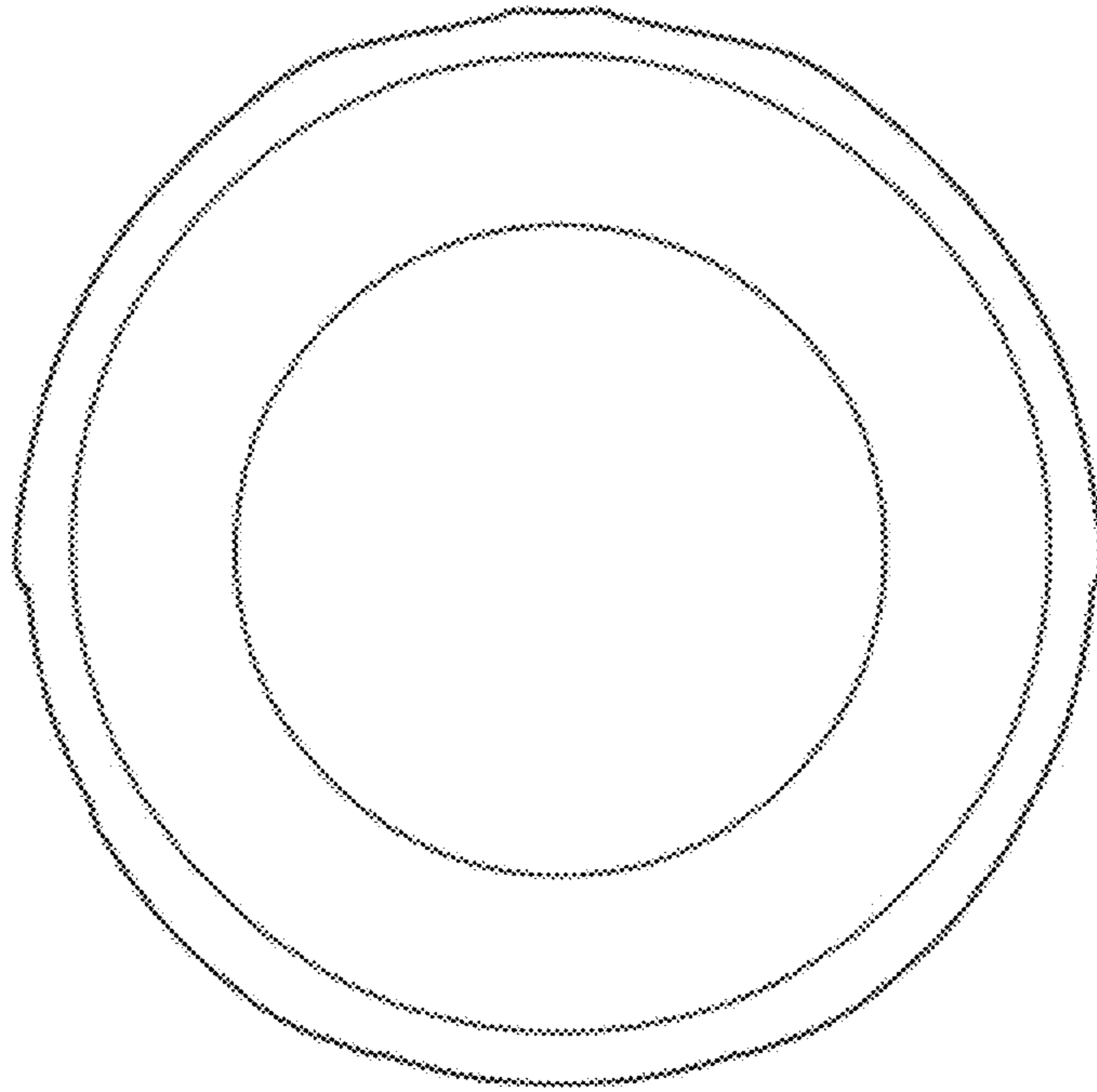


FIG. 4

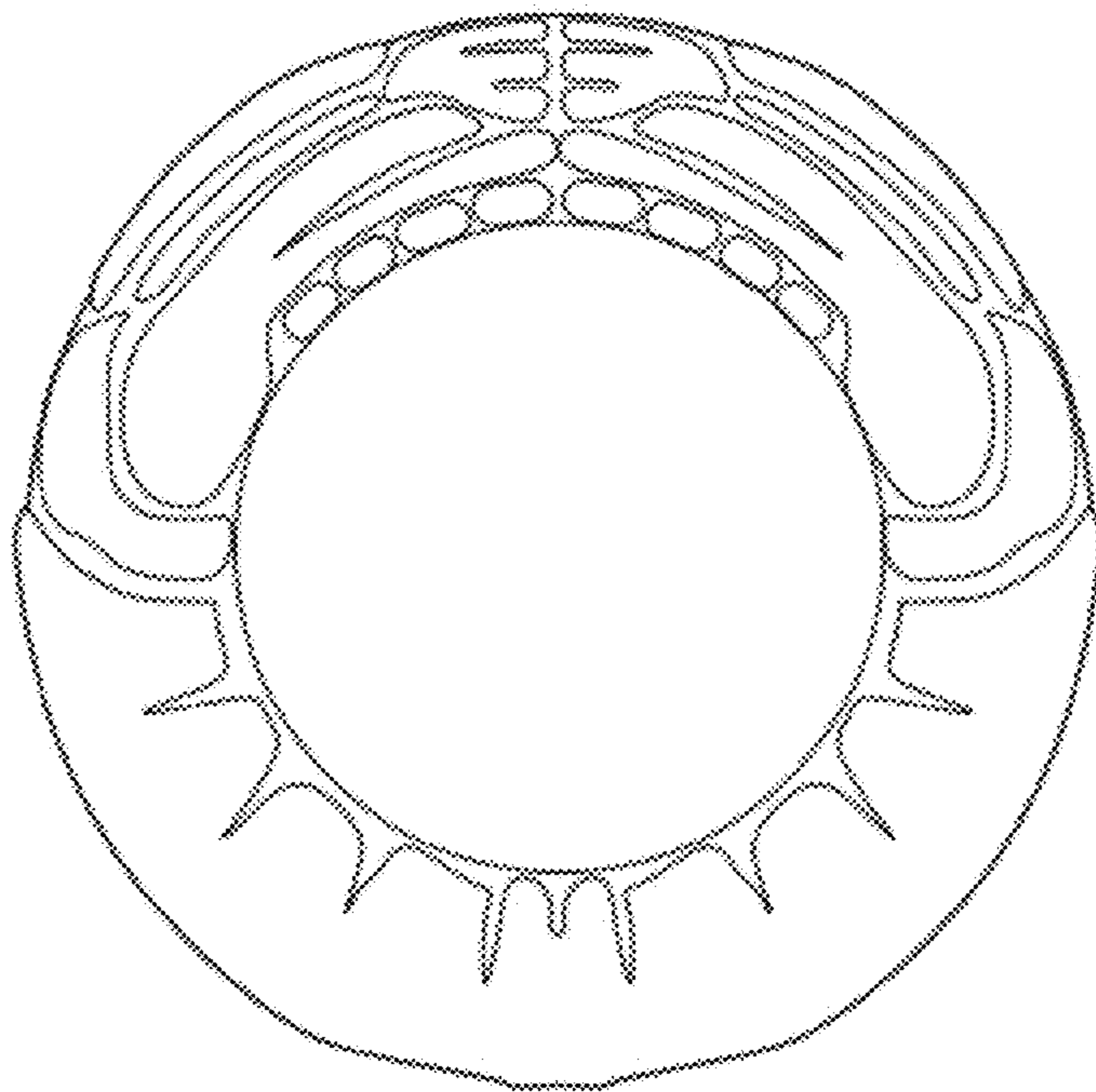


FIG. 5