

US00D664376S

(12) **United States Design Patent**
Cronin et al.

(10) **Patent No.:** **US D664,376 S**
(45) **Date of Patent:** **** Jul. 31, 2012**

(54) **LOCKER ORGANIZER**
(76) Inventors: **Greg Cronin**, Clinton, MS (US); **Ashley Cronin**, Clinton, MS (US)

D492,742 S * 7/2004 Harms et al. D21/684
D573,809 S * 7/2008 Levy et al. D6/457
D590,624 S * 4/2009 Singler et al. D6/396
D639,588 S * 6/2011 Sauer D6/511
7,967,156 B2* 6/2011 Hsu 211/187

(**) Term: **14 Years**

* cited by examiner

(21) Appl. No.: **29/410,993**

Primary Examiner — Kelley Donnelly

(22) Filed: **Jan. 13, 2012**

(74) *Attorney, Agent, or Firm* — DLC Patents, PLLC; Dustin L. Call

(51) **LOC (9) Cl.** **06-06**

(52) **U.S. Cl.** **D6/476**

(58) **Field of Classification Search** D6/434,
D6/449–450, 470, 476–479, 490, 491–49;
211/34–36; 108/59–61, 106, 161; 312/265.1,
312/265.2–265.4

(57) **CLAIM**

The ornamental design for a locker organizer, as shown and described.

See application file for complete search history.

DESCRIPTION

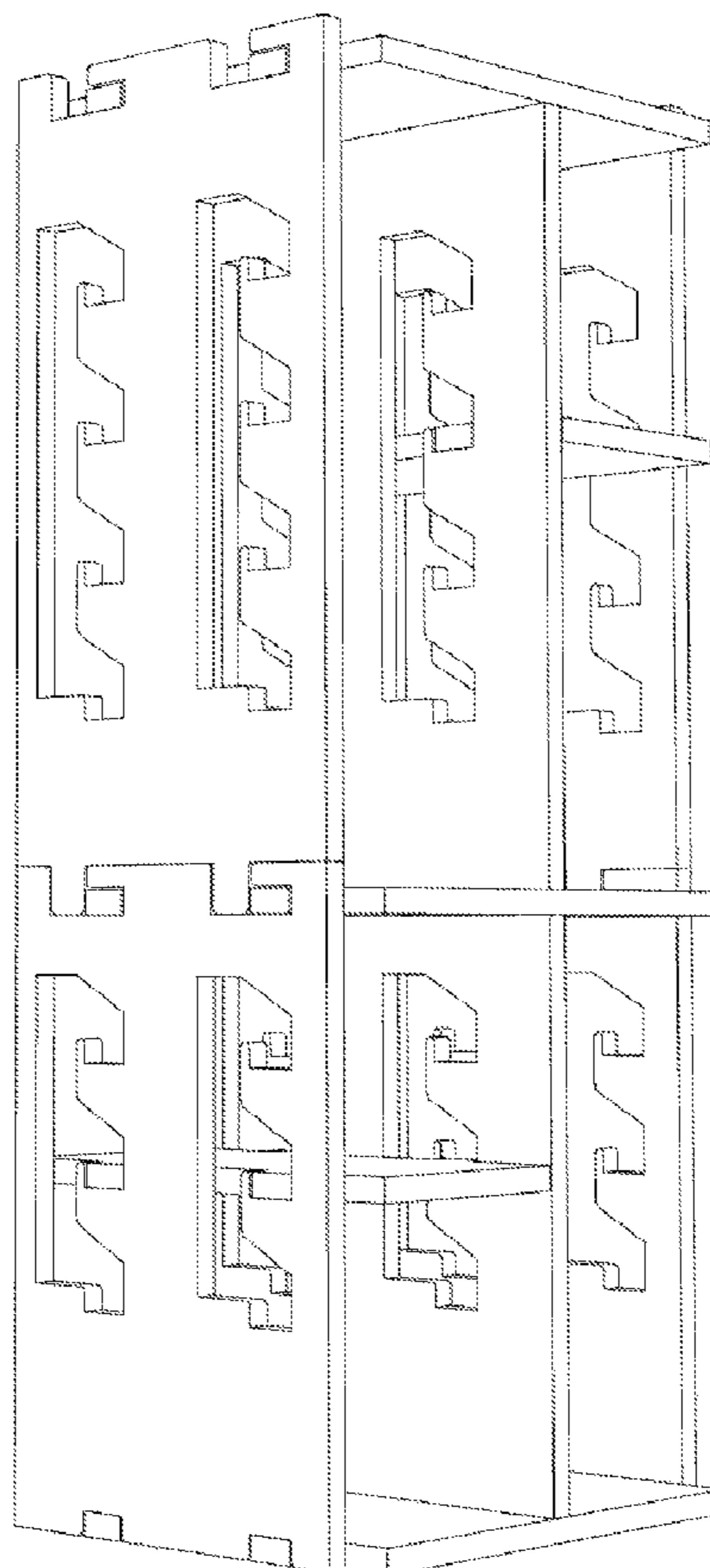
(56) **References Cited**

U.S. PATENT DOCUMENTS

D253,926 S *	1/1980	Jervis	D6/476
D260,831 S *	9/1981	Hotchkiss	D6/570
D329,563 S *	9/1992	Rasmussen	D6/552
5,251,973 A *	10/1993	Hazan	312/257.1
D362,776 S *	10/1995	Thorn	D6/552
5,458,260 A *	10/1995	Sainato et al.	221/22
D368,814 S *	4/1996	Riback et al.	D6/477
D378,037 S *	2/1997	Dunlap	D6/630
D382,747 S *	8/1997	Dickinson et al.	D6/514
D465,684 S *	11/2002	Rindy et al.	D6/513

FIG. 1 is front view of a locker organizer;
FIG. 2 is a rear view thereof;
FIG. 3 is a left side view thereof;
FIG. 4 is a right side view thereof;
FIG. 5 is a bottom view thereof;
FIG. 6 is a front left perspective view thereof;
FIG. 7 is a right rear perspective view thereof;
FIG. 8 is a right rear perspective view thereof; and,
FIG. 9 is a top view thereof.
The broken line showing in FIGS. 5 and 9 are for the purpose of illustrating the environment of the design only and form no part of the claimed design.

1 Claim, 9 Drawing Sheets






Fig. 1




Fig. 2

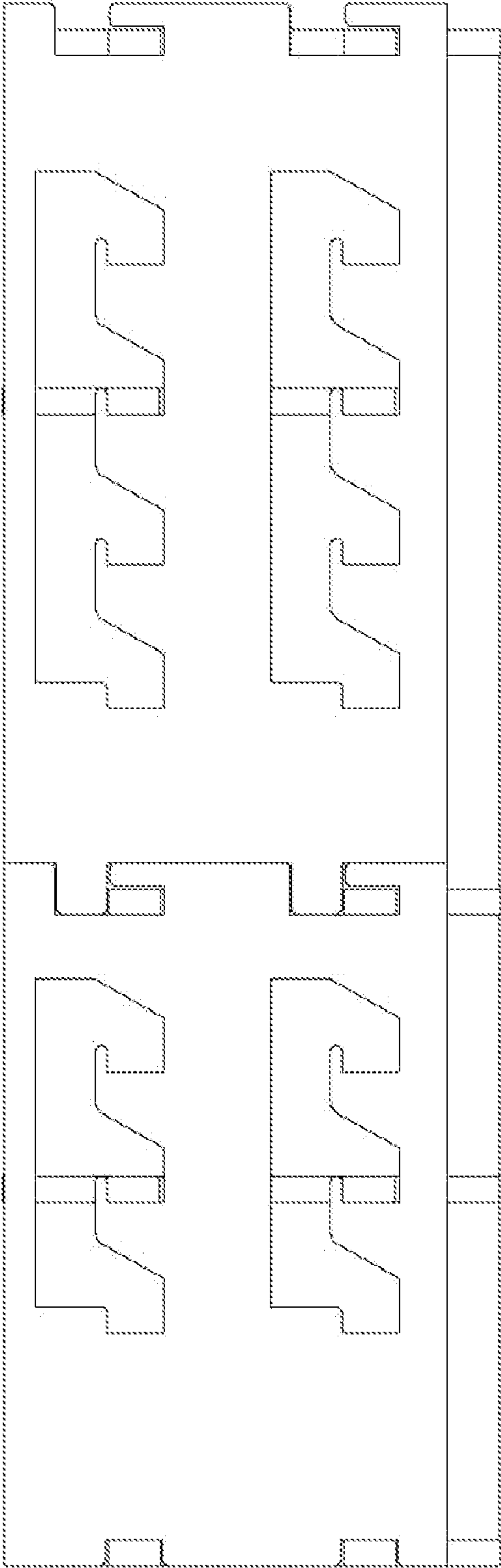


Fig. 3

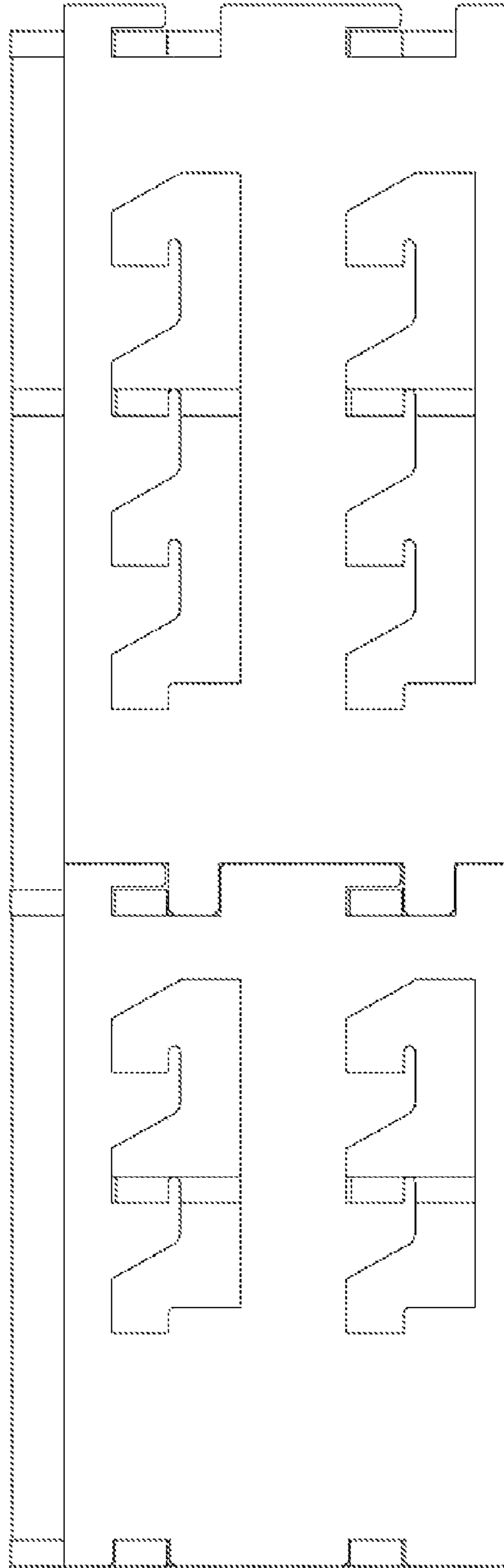


Fig. 4

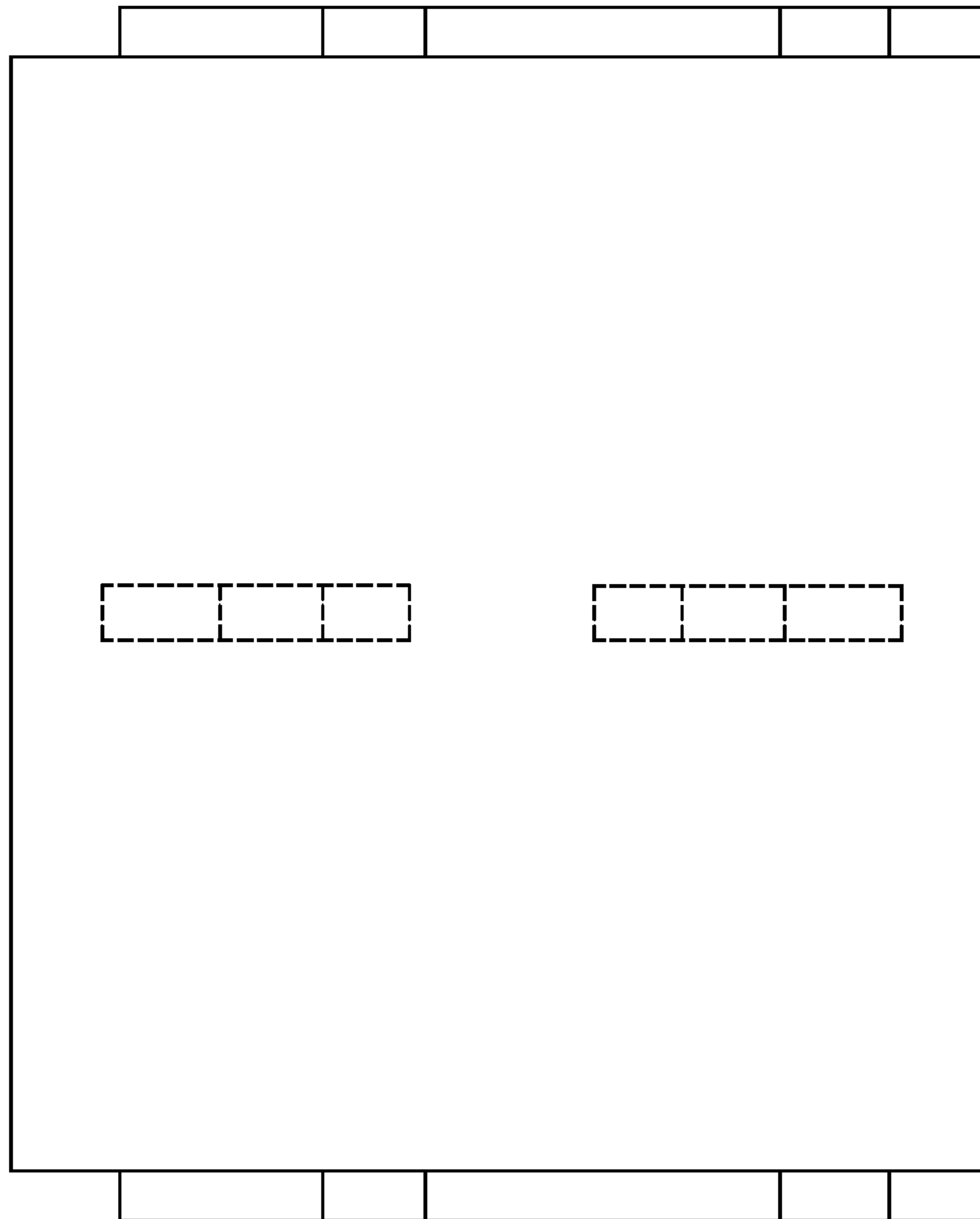


FIG. 5

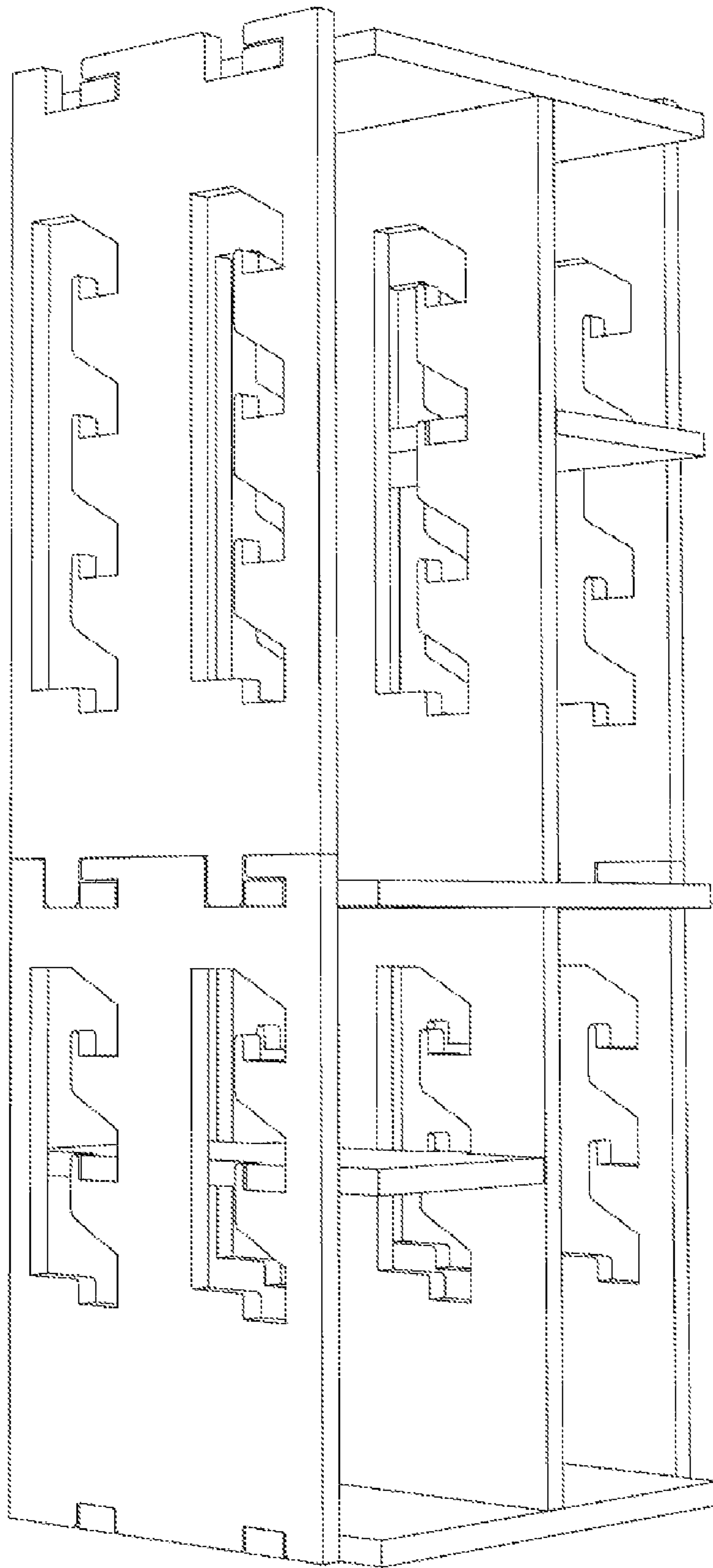


Fig. 6




Fig. 7

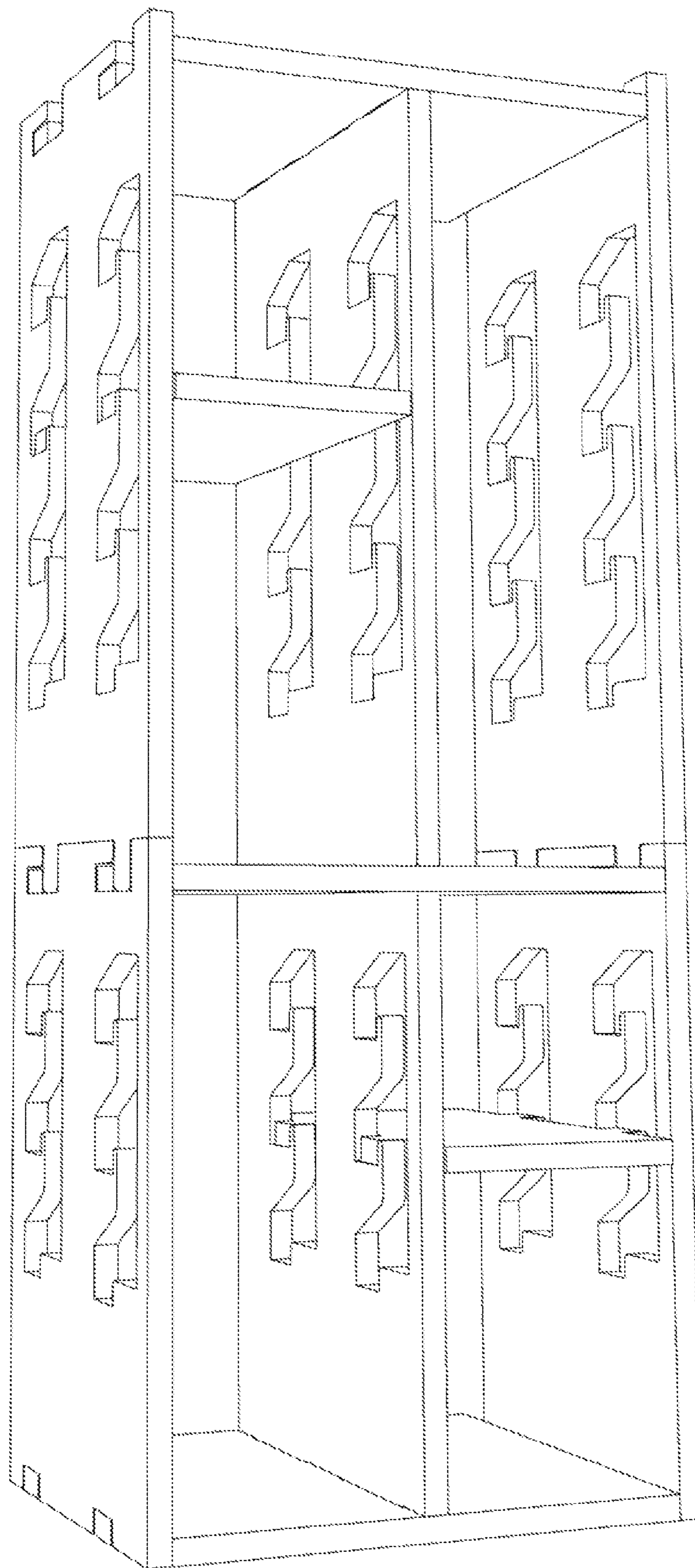


Fig. 8

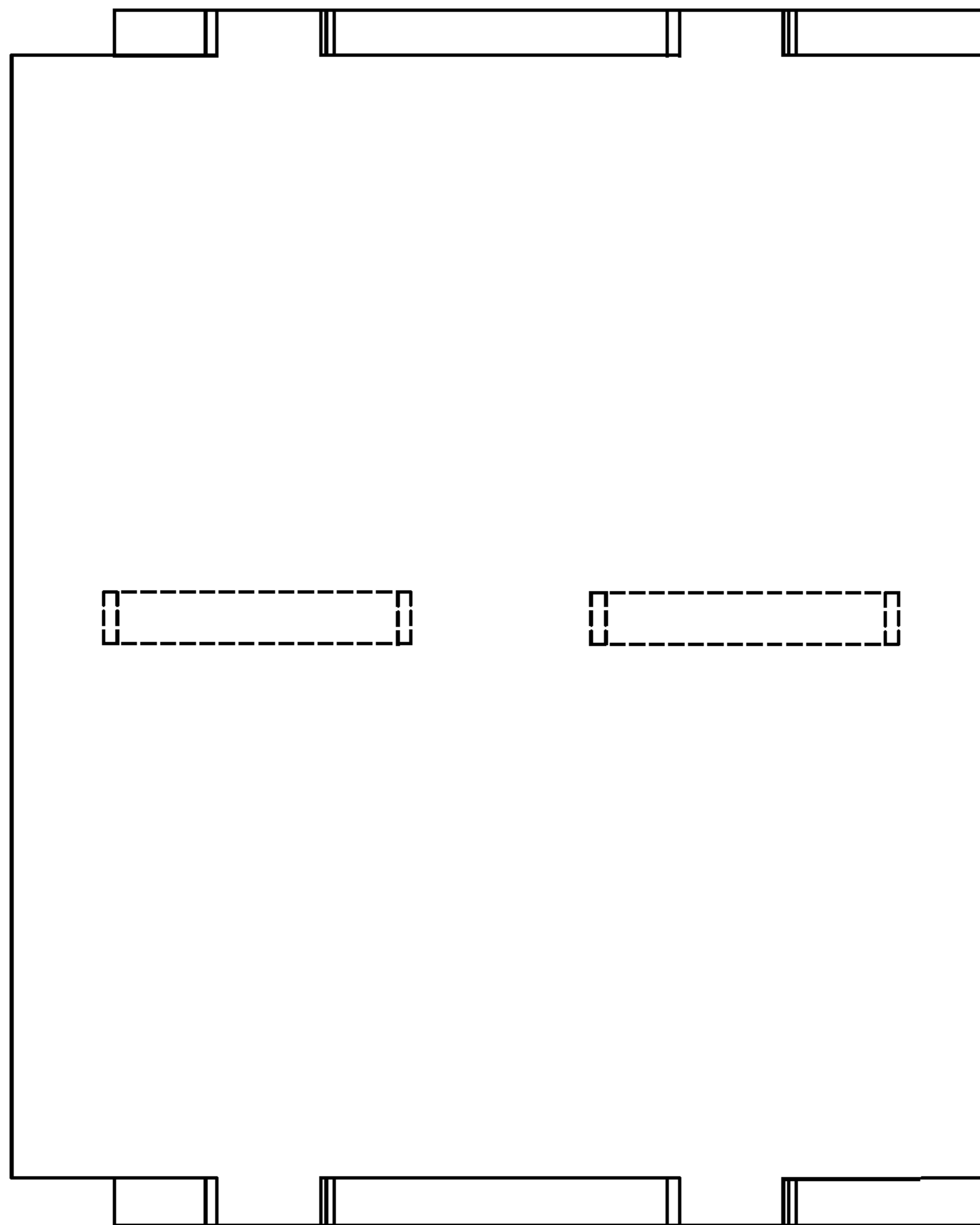


FIG. 9