

US00D664360S

(12) **United States Design Patent**
Lee et al.

(10) **Patent No.:** **US D664,360 S**
(45) **Date of Patent:** **** Jul. 31, 2012**

(54) **ORAL CARE IMPLEMENT**

(75) Inventors: **David Lee**, East Brunswick, NJ (US);
Brenda Zuck, Greenwood Lake, NY (US)

(73) Assignee: **Colgate-Palmolive Company**, New York, NY (US)

(**) Term: **14 Years**

(21) Appl. No.: **29/381,430**

(22) Filed: **Dec. 20, 2010**

(51) **LOC (9) Cl.** **04-02**

(52) **U.S. Cl.** **D4/108**

(58) **Field of Classification Search** D4/101,
D4/104-112, 132-134, 136, 138; D24/146,
D24/147, 152; 15/110, 143.1, 167.1, 167.2,
15/186-188; 16/110.1, 430, 431, DIG. 12,
16/DIG. 19; 132/308-311; 601/139, 141;
606/161

See application file for complete search history.

(56) **References Cited**

U.S. PATENT DOCUMENTS

D514,320	S	*	2/2006	Hohlbein	D4/104
D591,050	S	*	4/2009	Moskovich	D4/108
D609,013	S	*	2/2010	Kling et al.	D4/108
D611,254	S	*	3/2010	Lee	D4/108
2008/0201884	A1	*	8/2008	Vazquez et al.	15/167.1
2008/0276393	A1	*	11/2008	Russell et al.	15/105

2009/0183331 A1* 7/2009 Gross et al. 15/167.1
* cited by examiner

Primary Examiner — Cathron Brooks

Assistant Examiner — Lavone D Tabor

(74) *Attorney, Agent, or Firm* — Judy W. Chung

(57) **CLAIM**

The ornamental design for an oral care implement, as shown and described.

DESCRIPTION

FIG. 1 is a right front perspective view of an oral care implement according to the new design;

FIG. 2 is a left front perspective view thereof;

FIG. 3 is a right rear perspective view thereof;

FIG. 4 is a left rear perspective view thereof;

FIG. 5 is a front view thereof;

FIG. 6 is a rear view thereof;

FIG. 7 is a right side view thereof;

FIG. 8 is a left side view thereof;

FIG. 9 is a top view thereof;


FIG. 10 is a bottom view thereof;

FIG. 11 is a close-up view taken along circle 11 in FIG. 3; and,

FIG. 12 is a close-up view taken along circle 12 in FIG. 4.

All broken lines shown in the drawings are for environmental purposes only and form no part of the claimed design. The claim is limited to the series of nubs and the shield-shaped recess on the head. The dash-dot-dash lines at the base of recessed walls shown in the drawings are an unclaimed boundary and form no part of the claimed design.

1 Claim, 6 Drawing Sheets






FIG. 1




FIG. 2

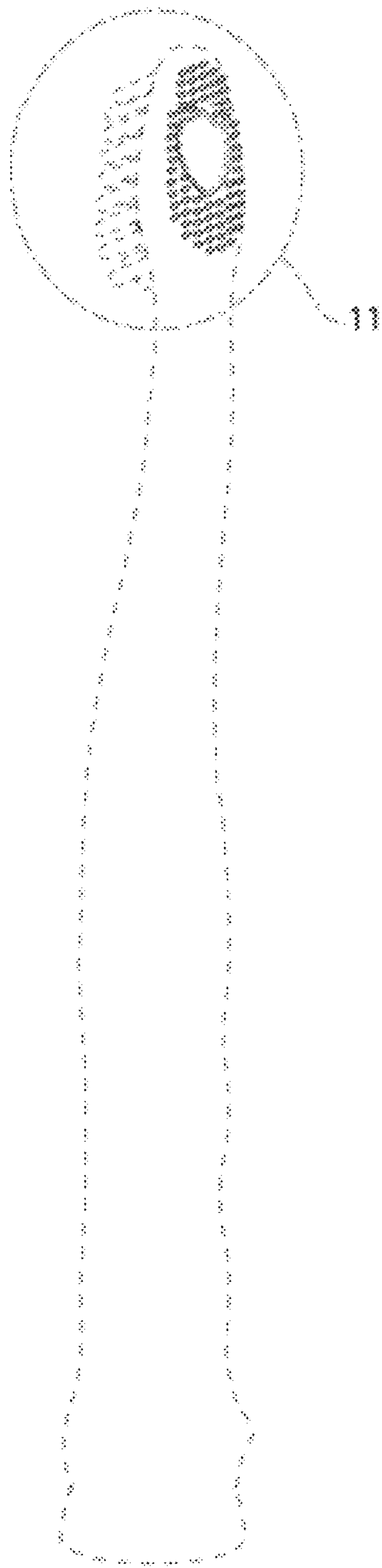


FIG. 3

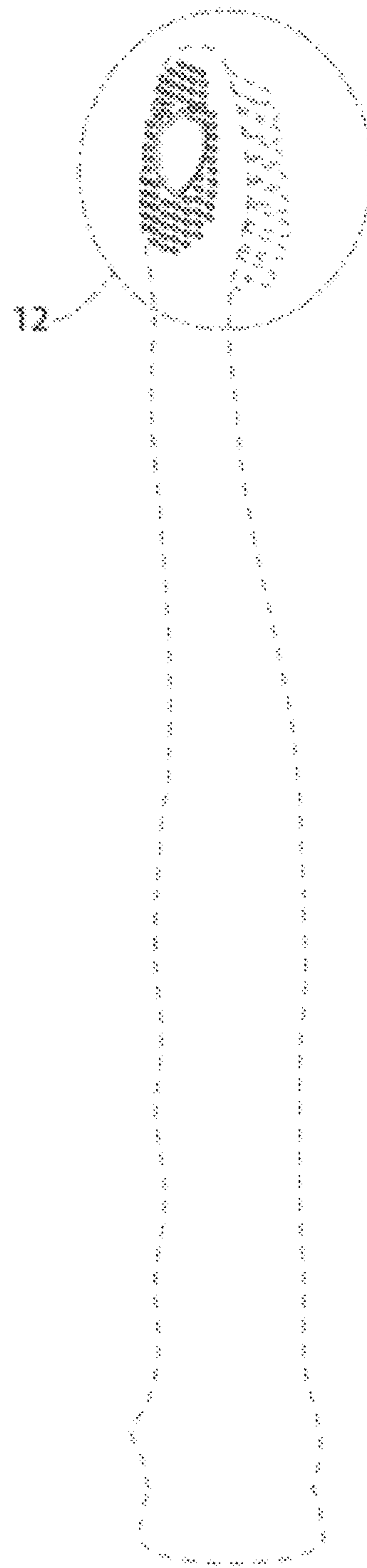


FIG. 4

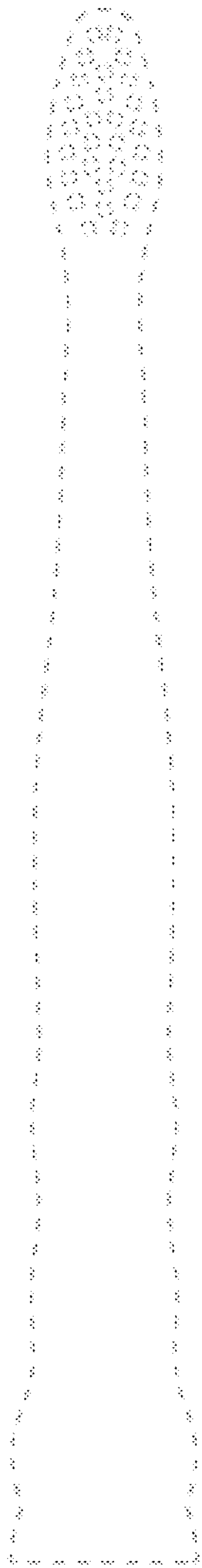


FIG. 5




FIG. 6




FIG. 7




FIG. 8




FIG. 9




FIG. 10

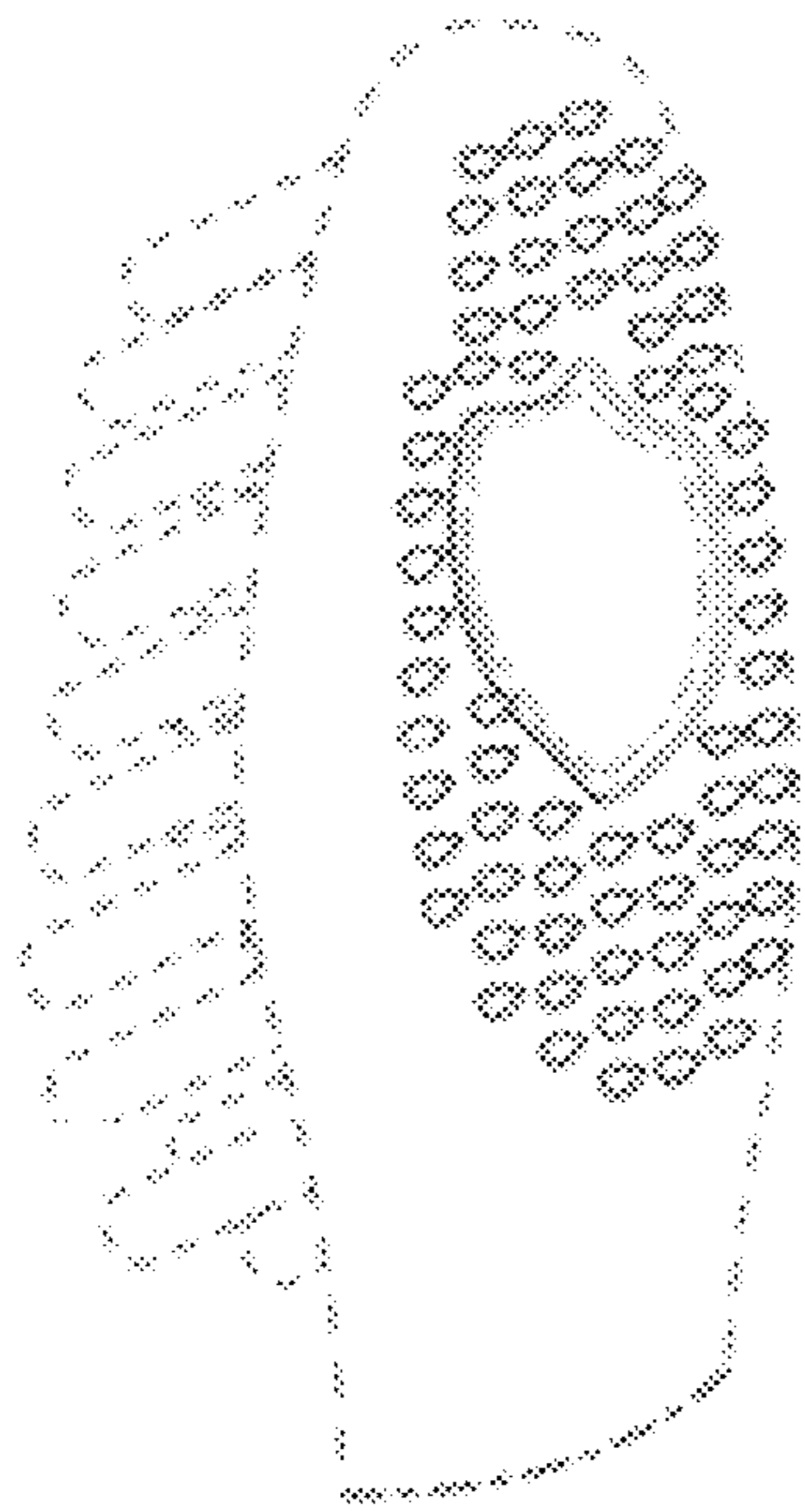


FIG. 11

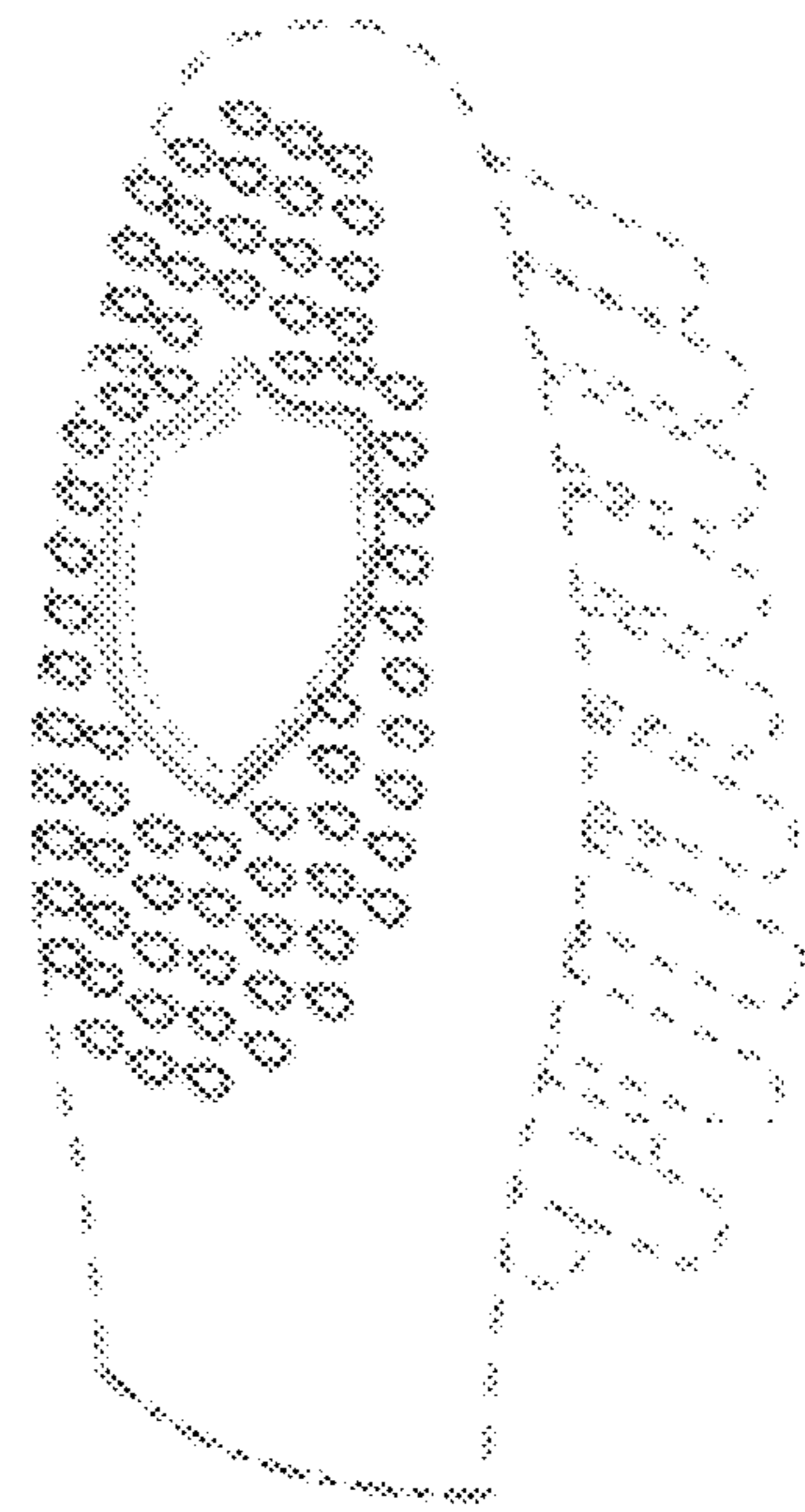


FIG. 12