

US00D664359S

(12) **United States Design Patent**
Xi et al.

(10) **Patent No.:** **US D664,359 S**
(45) **Date of Patent:** **** Jul. 31, 2012**

(54) **TOOTHBRUSH**

(75) Inventors: **Wen Jin Xi**, JiangSu (CN); **Hao Qing**,
JiangSu (CN); **Ting Yan**, JiangSu (CN)

(73) Assignee: **Colgate-Palmolive Company**, New
York, NY (US)

(**) Term: **14 Years**

(21) Appl. No.: **29/407,566**

(22) Filed: **Nov. 30, 2011**

(51) **LOC (9) Cl.** **04-02**

(52) **U.S. Cl.** **D4/104**

(58) **Field of Classification Search** D4/101,
D4/104-112, 132-134, 136, 138; 15/167.1,
15/167.2, 207.2, 143.1; 132/308-311; 601/139,
601/141; 16/430, 431
See application file for complete search history.

(56) **References Cited**

U.S. PATENT DOCUMENTS

D407,560	S	*	4/1999	Huang	D4/104
D463,131	S	*	9/2002	Winter et al.	D4/104
D463,668	S	*	10/2002	Yoshimoto et al.	D4/104
D501,319	S	*	2/2005	Wong	D4/104
D510,807	S	*	10/2005	Jimenez	D4/104
D513,126	S	*	12/2005	Jimenez et al.	D4/104

FOREIGN PATENT DOCUMENTS

CN	3284030	3/2003
CN	3334803	11/2003
CN	3339319	12/2003
CN	3553823	8/2006
CN	3616966	3/2007
CN	300743158	2/2008

CN	300971925	8/2009
CN	301000149	9/2009
CN	301000162	9/2009
CN	301467713 S	2/2010
CN	301561705 S	6/2011

OTHER PUBLICATIONS

CN 3505549 Registered Design Application, (Sheng, Dafang) Feb. 15, 2006, [online], [retrieved on Jun. 29, 2011] Retrieved from the Questel Intellectual Property Portal Design Database using the Internet: <URL: <http://www.orbit.com>>.*

CN 301413559 Registered Design Application, (Xu, Meng) Dec. 22, 2010, [online], [retrieved on Mar. 11, 2011] Retrieved from the Questel Intellectual Property Portal Design Database using the Internet: <URL: <http://www.orbit.com>>.*

* cited by examiner

Primary Examiner — Cathron Brooks

Assistant Examiner — Lavone D Tabor

(74) *Attorney, Agent, or Firm* — Amy M. Fernandez

(57) **CLAIM**

The ornamental design for a toothbrush, as shown and described.

DESCRIPTION

FIG. 1 is a front perspective view of a toothbrush according to the new design;

FIG. 2 is a front view thereof;

FIG. 3 is a rear view thereof;

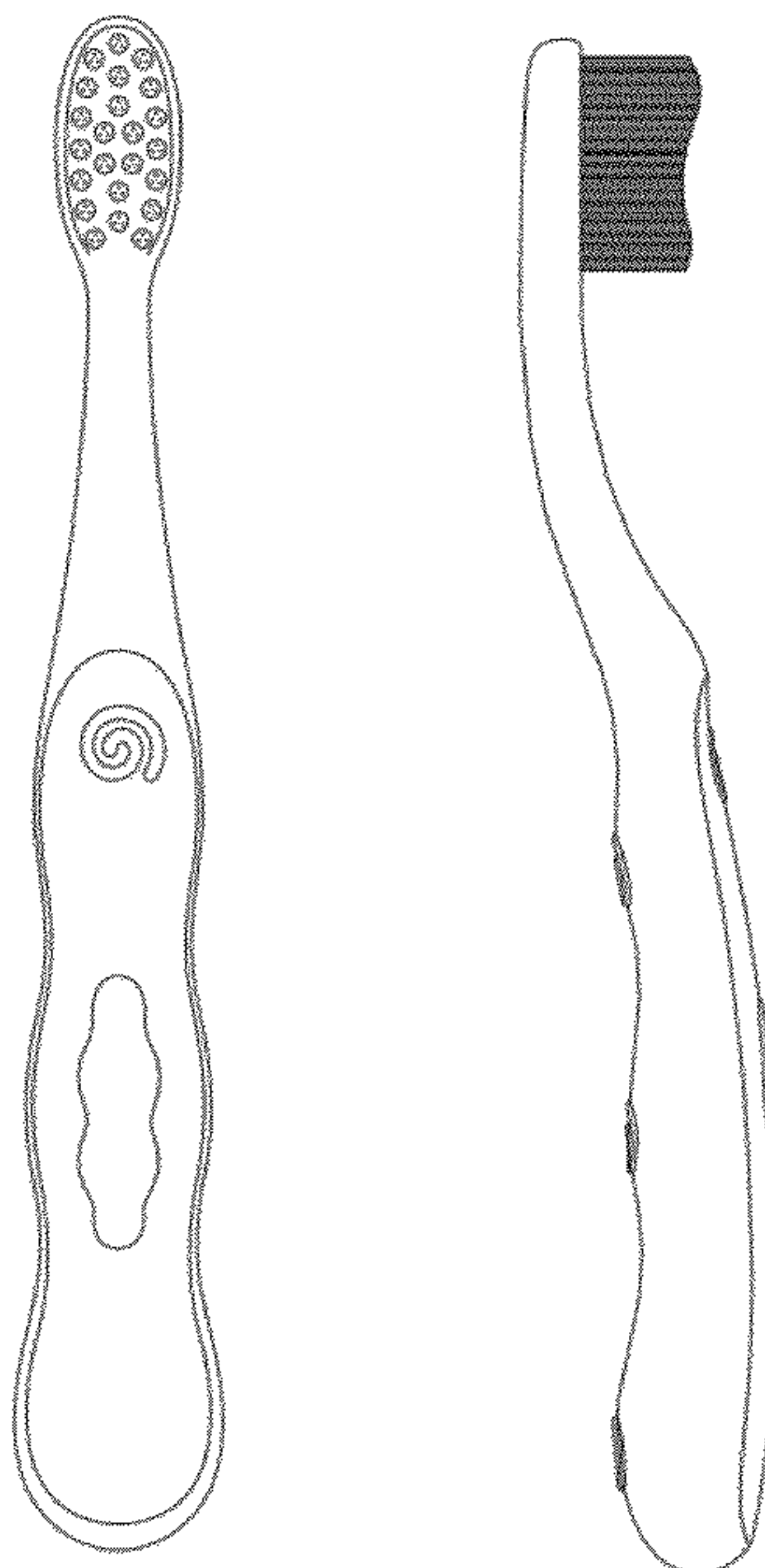
FIG. 4 is a left side view thereof;

FIG. 5 is a right side view thereof;

FIG. 6 is a top view thereof; and,

FIG. 7 is a bottom view thereof.

1 Claim, 4 Drawing Sheets



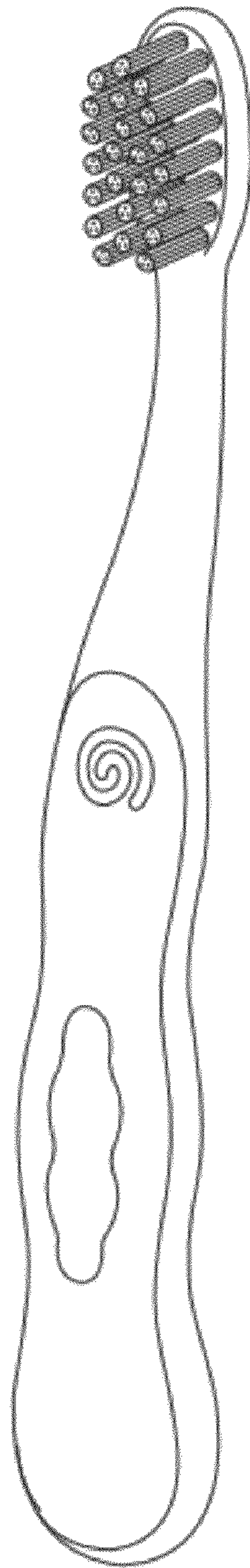


FIG. 1

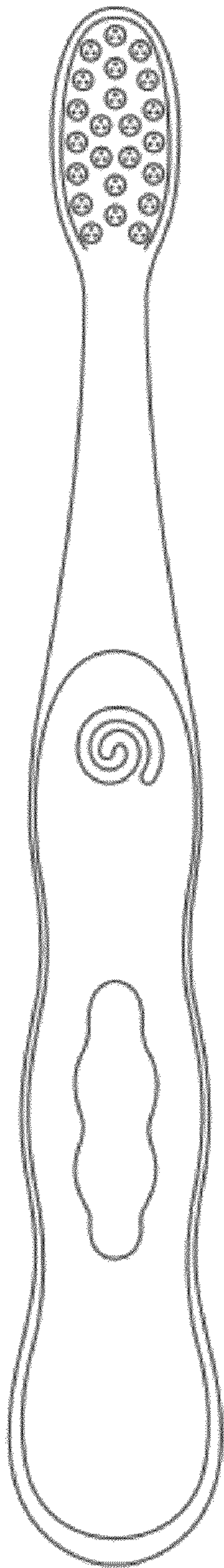


FIG. 2

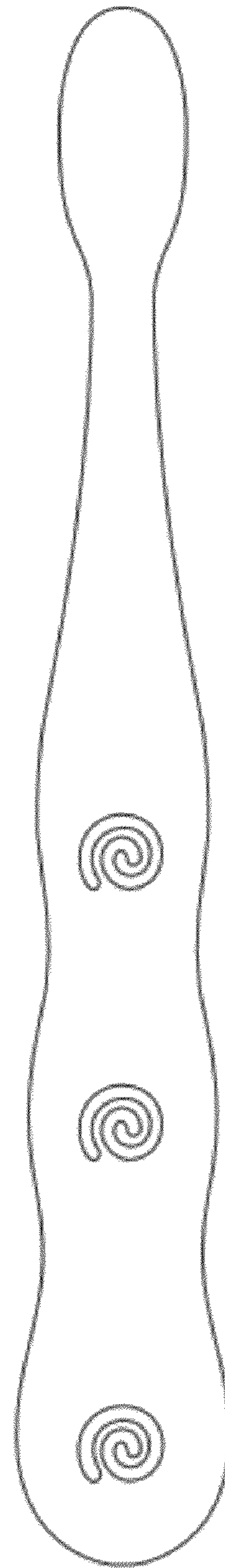


FIG. 3




FIG. 4



FIG. 5

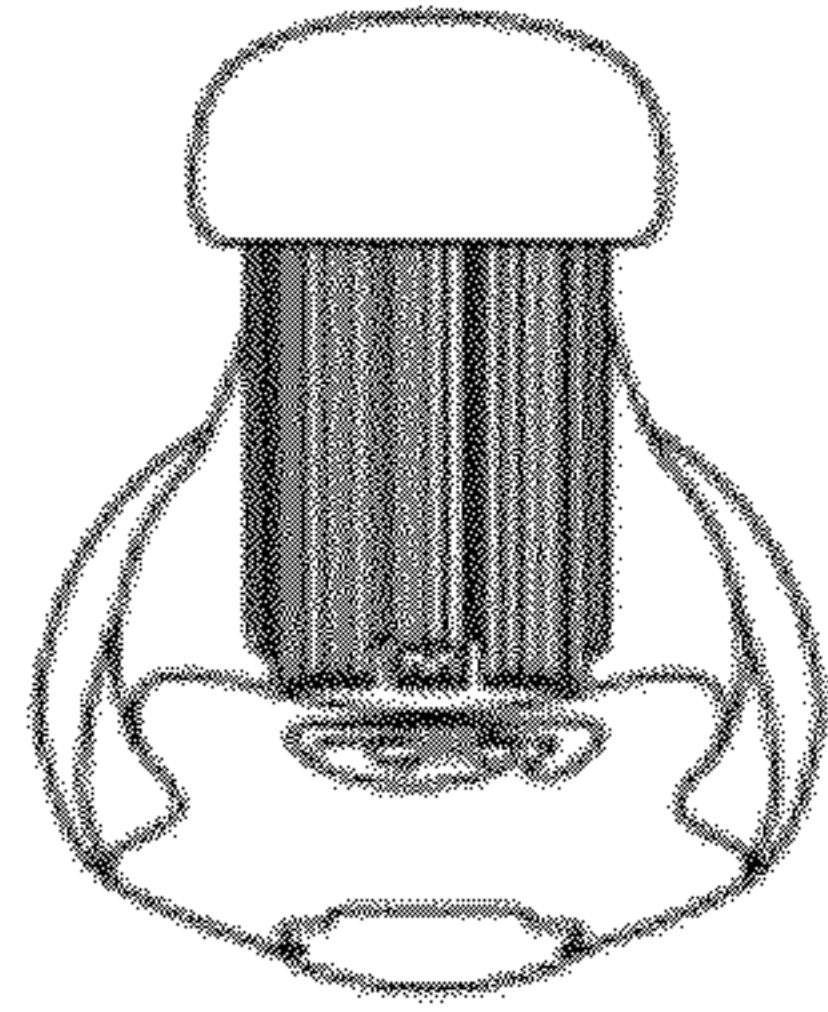


FIG. 6

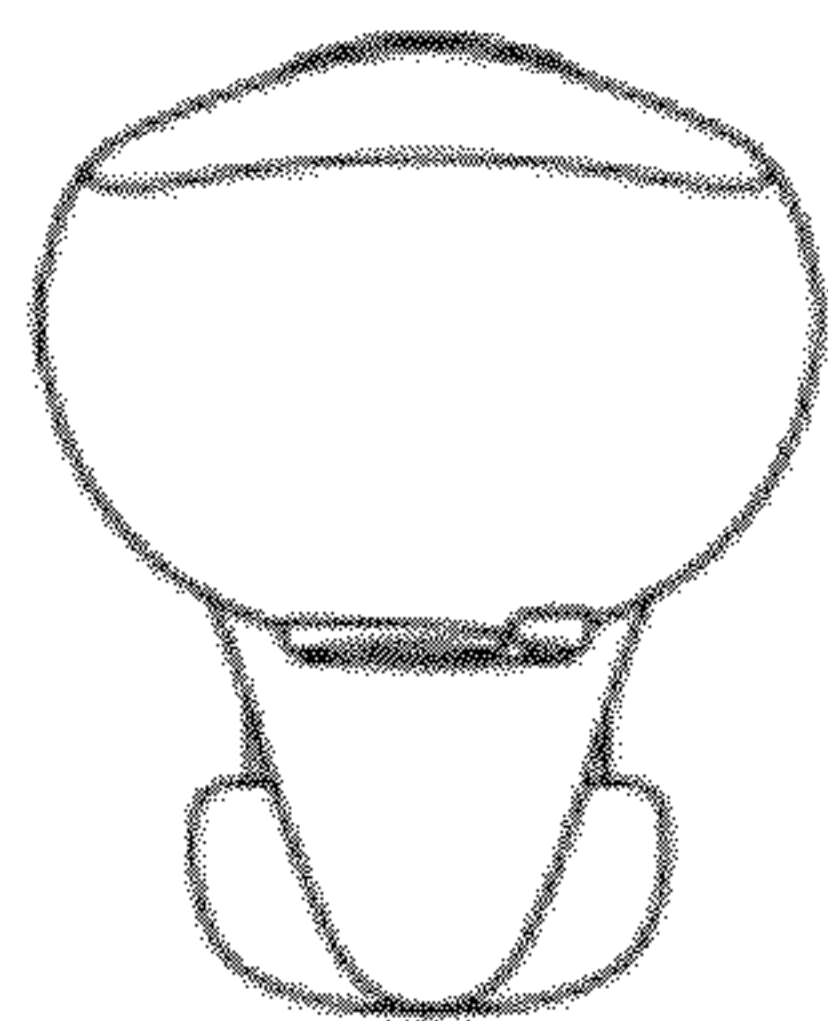


FIG. 7