



US00D664348S

(12) **United States Design Patent**
Armstrong

(10) **Patent No.:** **US D664,348 S**
(45) **Date of Patent:** **** Jul. 31, 2012**

(54) **SHOELACE CLASP**

(76) Inventor: **Joanne Armstrong**, West Barnstable,
MA (US)

(**) Term: **14 Years**

(21) Appl. No.: **29/396,976**

(22) Filed: **Jul. 8, 2011**

(51) **LOC (9) Cl.** **02-99**

(52) **U.S. Cl.** **D2/978; D2/946**

(58) **Field of Classification Search** D2/946,
D2/978; 36/50.1, 52; 24/712.3
See application file for complete search history.

(56) **References Cited**

U.S. PATENT DOCUMENTS

1,446,663	A *	2/1923	Sandberg	24/712.3
D206,146	S *	11/1966	Hendershot	D2/978
D207,771	S *	5/1967	Aufenacker	36/52
D210,649	S *	4/1968	Getgey	D2/978
3,473,198	A *	10/1969	Meier	24/712.3
4,114,297	A *	9/1978	Famolare, Jr.	36/50.1
D275,336	S *	9/1984	Herdman	D2/978
5,913,483	A *	6/1999	Polk	24/712.3
D453,413	S *	2/2002	Tsujino et al.	D2/978
D493,029	S *	7/2004	Jacobs	D2/978
6,988,298	B2 *	1/2006	Ternasky et al.	24/712.3

D547,532	S *	7/2007	White et al.	D2/946
7,640,640	B1 *	1/2010	Watkins	24/712.3
7,650,706	B2 *	1/2010	Wartel et al.	24/712.3
D650,983	S *	12/2011	Waldman	D2/978

* cited by examiner

Primary Examiner — Dominic Simone

(74) *Attorney, Agent, or Firm* — Daniel N. Smith


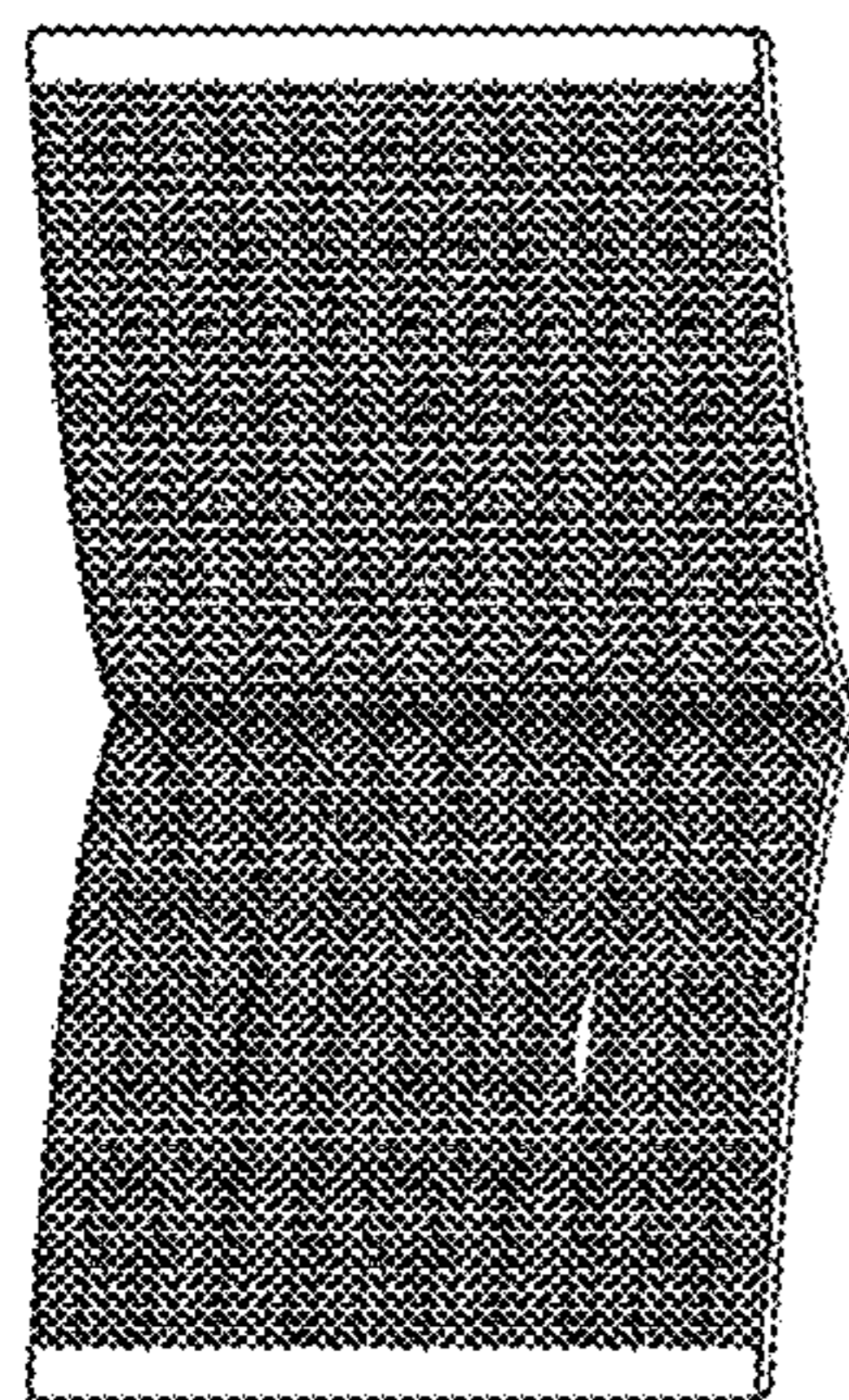
(57) **CLAIM**

The ornamental design for a shoelace clasp, as shown and described.

DESCRIPTION

FIG. 1 is an isometric view of a shoelace clasp in the open position showing my new design;
 FIG. 2 is a front view of the shoelace clasp in the open position;
 FIG. 3 is a back view of the shoelace clasp in the open position;
 FIG. 4 is a top view of the shoelace clasp in the open position;
 FIG. 5 is a bottom view of the shoelace clasp in the open position;
 FIG. 6 is a side view of the shoelace clasp in the open position;
 and,
 FIG. 7 is an isometric view of the shoelace clasp in the closed position over shoelaces.

1 Claim, 3 Drawing Sheets






Fig. 1




Fig. 2




Fig. 3



Fig. 6

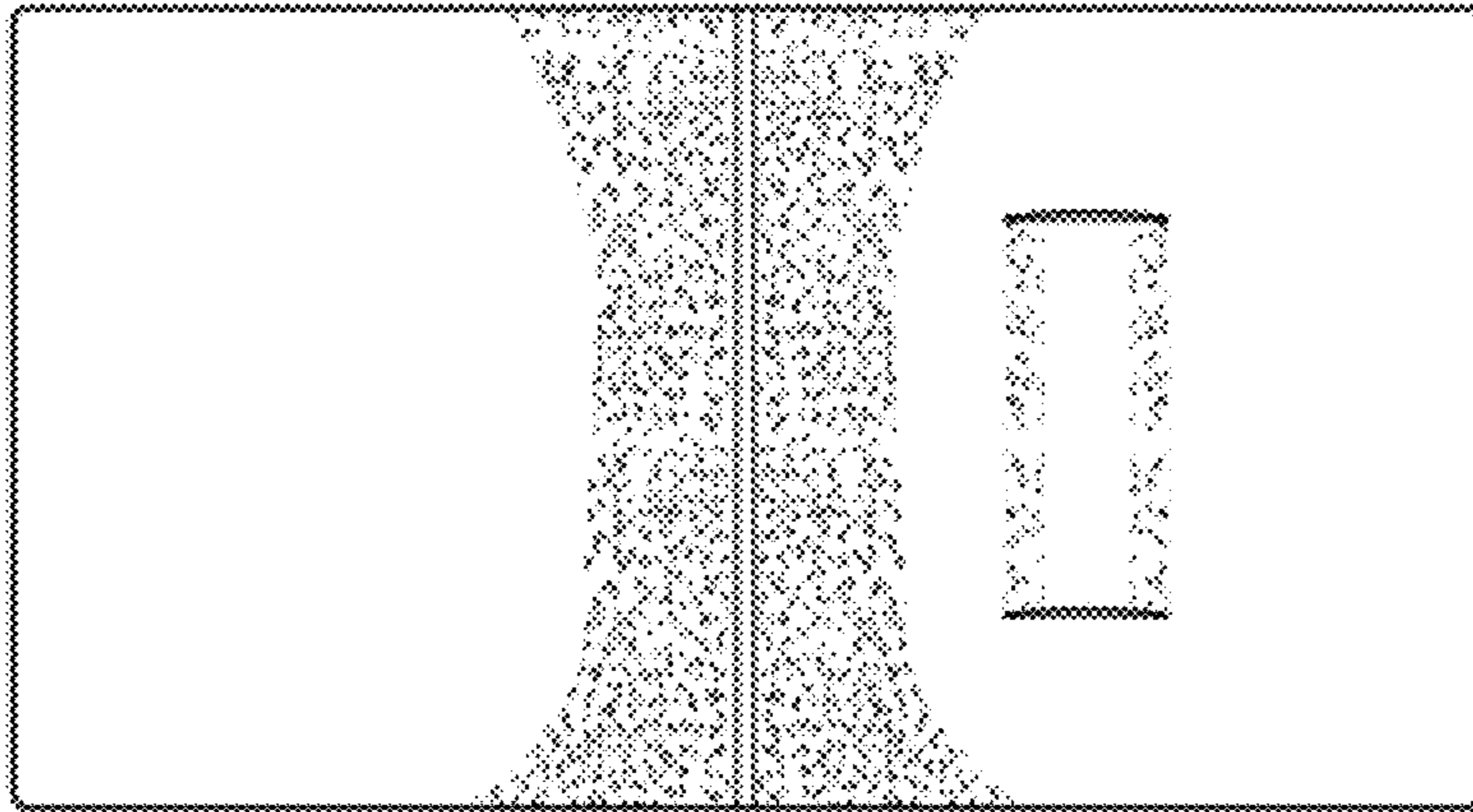


Fig. 5




Fig. 4

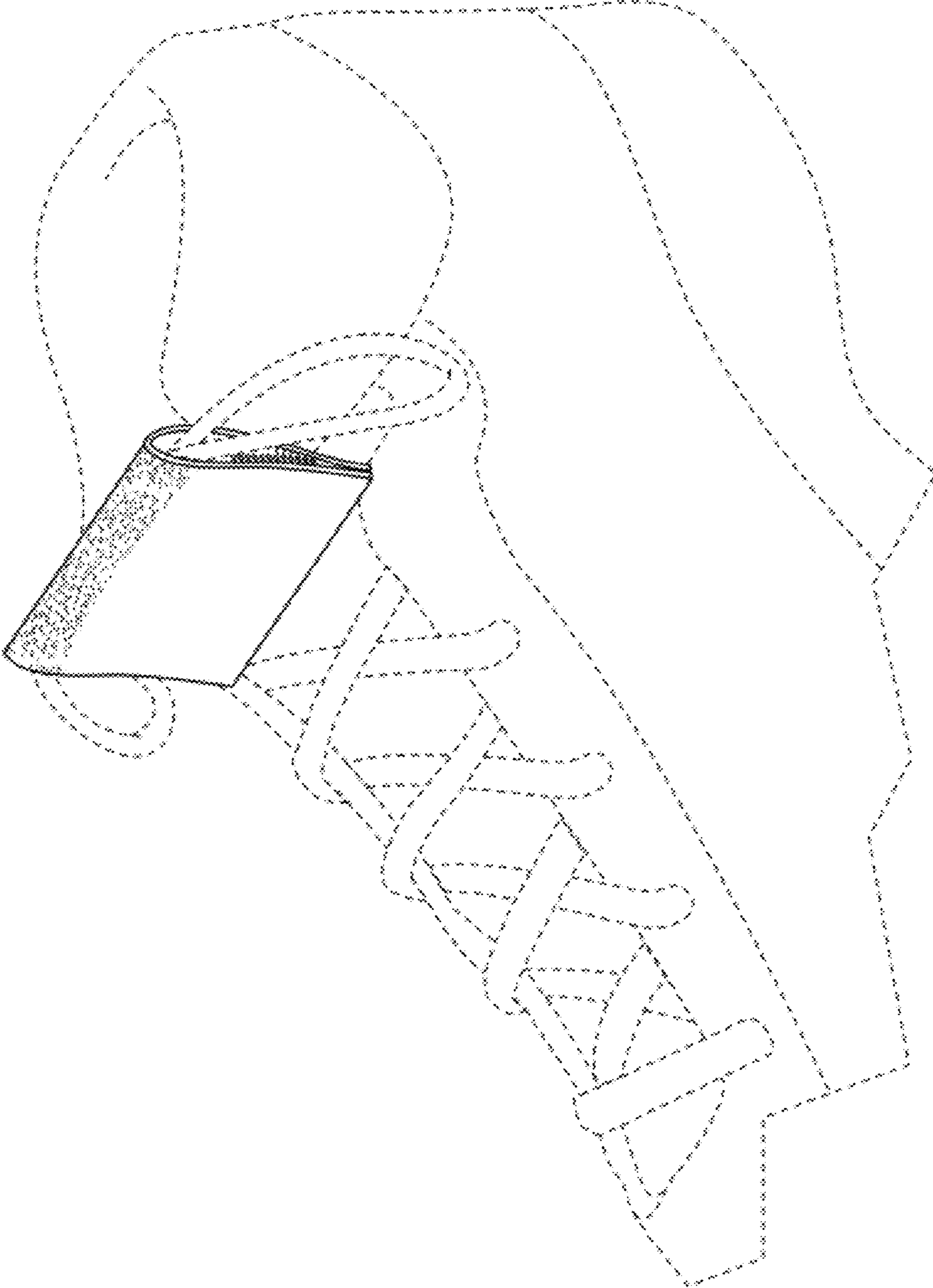


Fig. 7