

US00D664332S

(12) **United States Design Patent**
Garcia Mira

(10) **Patent No.:** **US D664,332 S**
(45) **Date of Patent:** **** Jul. 31, 2012**

- (54) **SHOE**
- (75) Inventor: **Pedro Javier Garcia Mira**, Elda
Alicante (ES)
- (73) Assignee: **Pedro Garcia Estudio, S.L.**, Elda,
Alicante (ES)
- (**) Term: **14 Years**
- (21) Appl. No.: **29/383,466**
- (22) Filed: **Jan. 18, 2011**
- (51) **LOC (9) Cl.** **02-04**
- (52) **U.S. Cl.** **D2/925; D2/939; D2/941**
- (58) **Field of Classification Search** D2/896,
D2/910, 911, 925-942, 946, 969, 971; 36/1,
36/83, 8.3, 45-58, 104, 108, 76 R
See application file for complete search history.

D104,975 S *	6/1937	Turiansky	D2/910
D109,881 S *	5/1938	Ullman	D2/931
2,233,544 A *	3/1941	McKinley	D2/976
D158,389 S *	5/1950	Lakow	D2/971
D342,598 S *	12/1993	Harrington	D2/939
D434,214 S *	11/2000	Burns	D2/976
D467,708 S *	12/2002	Portzline	D2/946
D525,417 S *	7/2006	Kelsey	D2/969
D530,076 S *	10/2006	Choi	D2/976
D571,095 S *	6/2008	Clifford	D2/946
D580,648 S *	11/2008	Choi	D2/976
D632,062 S *	2/2011	Hardy	D2/929

* cited by examiner

Primary Examiner — Dominic Simone

(74) *Attorney, Agent, or Firm* — Baker & McKenzie LLP

(57) **CLAIM**

The ornamental design for a shoe, as shown and described.

DESCRIPTION

FIG. 1 is a front perspective view of a shoe in accordance with my design;

FIG. 2 is a back perspective view of the shoe in accordance with my design;

FIG. 3 is a side elevation view of the shoe in accordance with my design; and,

FIG. 4 is a front plan view of the shoe in accordance with my design.

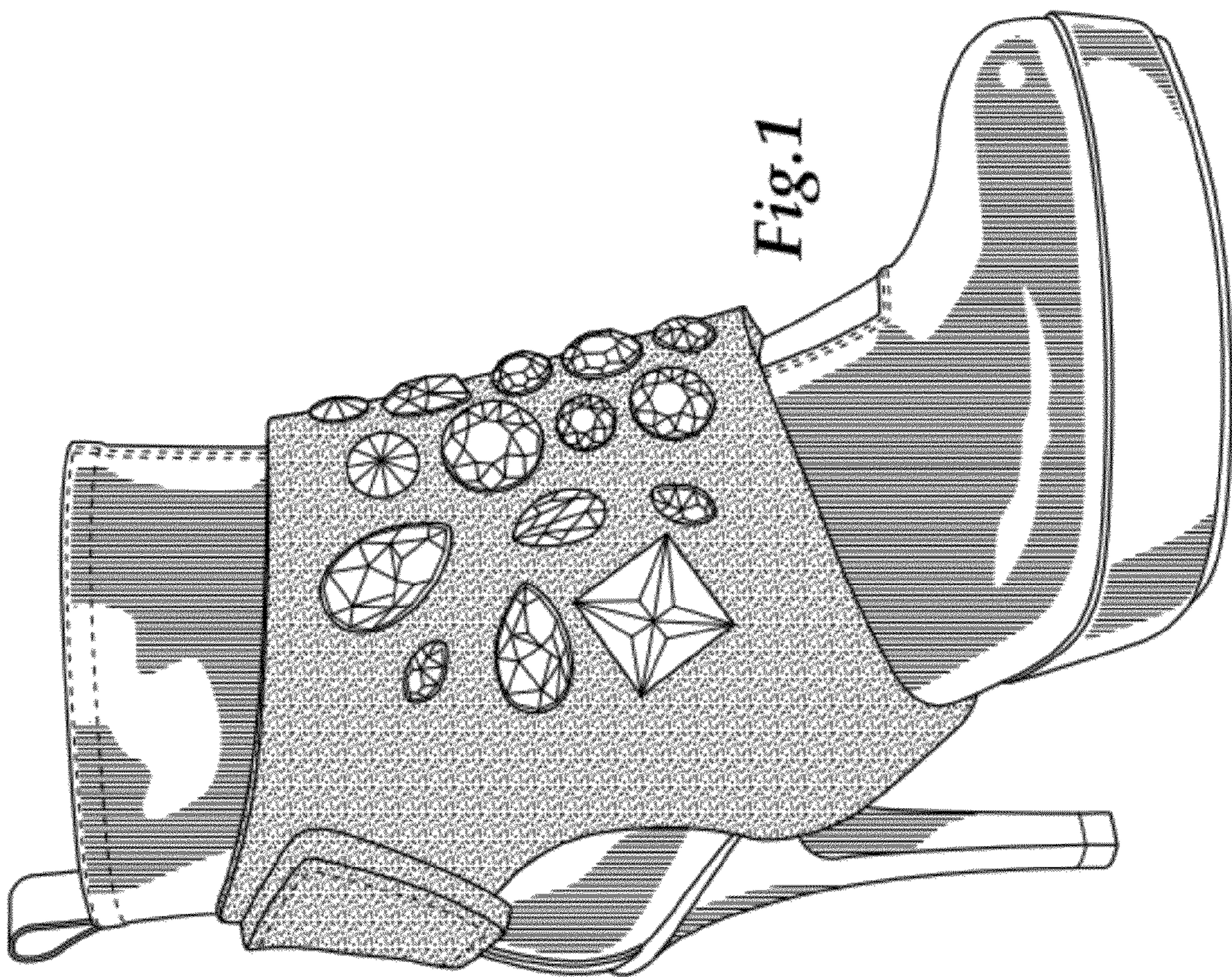
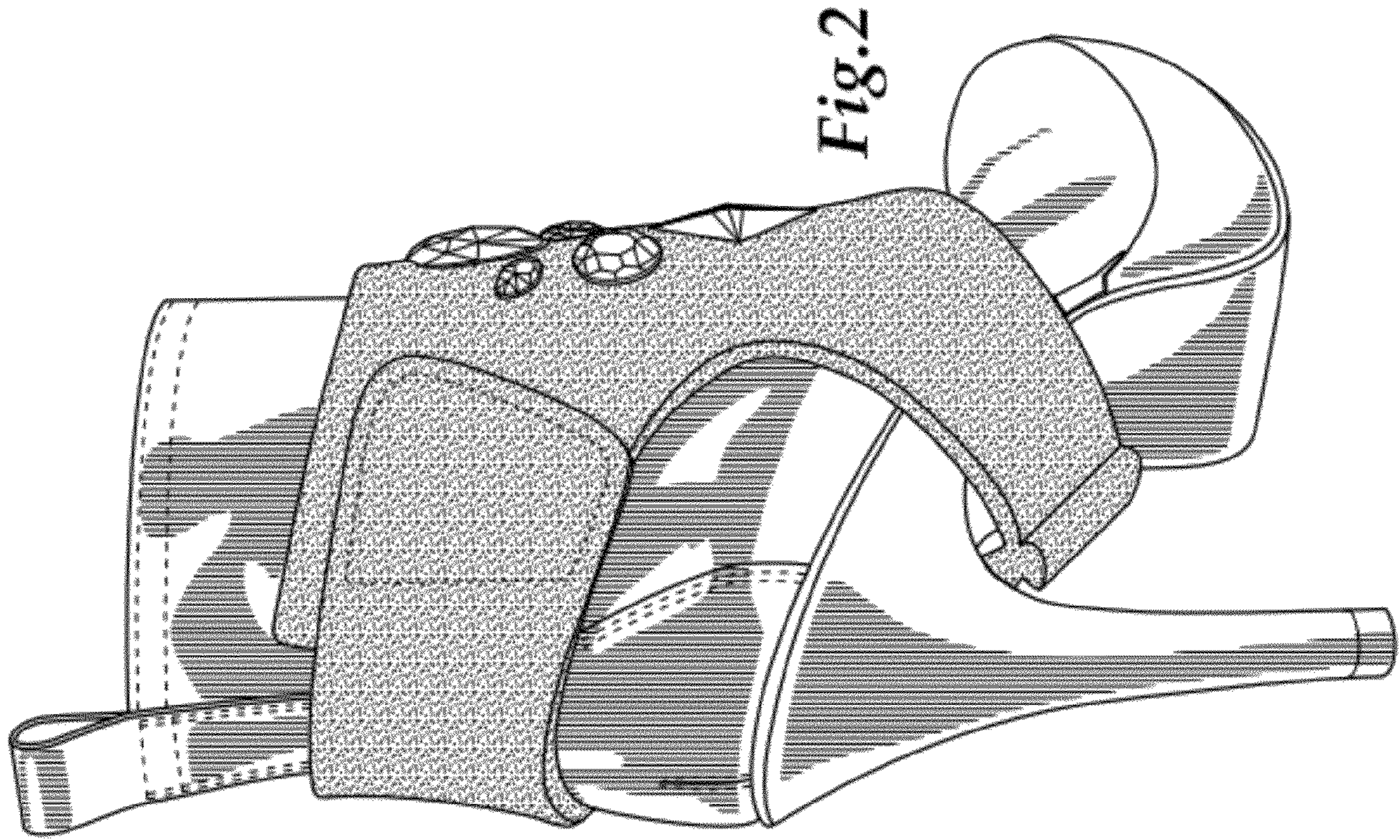
1 Claim, 2 Drawing Sheets

(56) **References Cited**

U.S. PATENT DOCUMENTS

D53,233 S *	4/1919	Benedetti	D2/961
D67,996 S *	8/1925	Davis	D2/939
D91,535 S *	2/1934	Morali	D2/932
D94,859 S *	3/1935	Samuels	D2/934
D99,997 S *	6/1936	Wertheim	D2/939
D101,476 S *	10/1936	Ziegler	D2/910





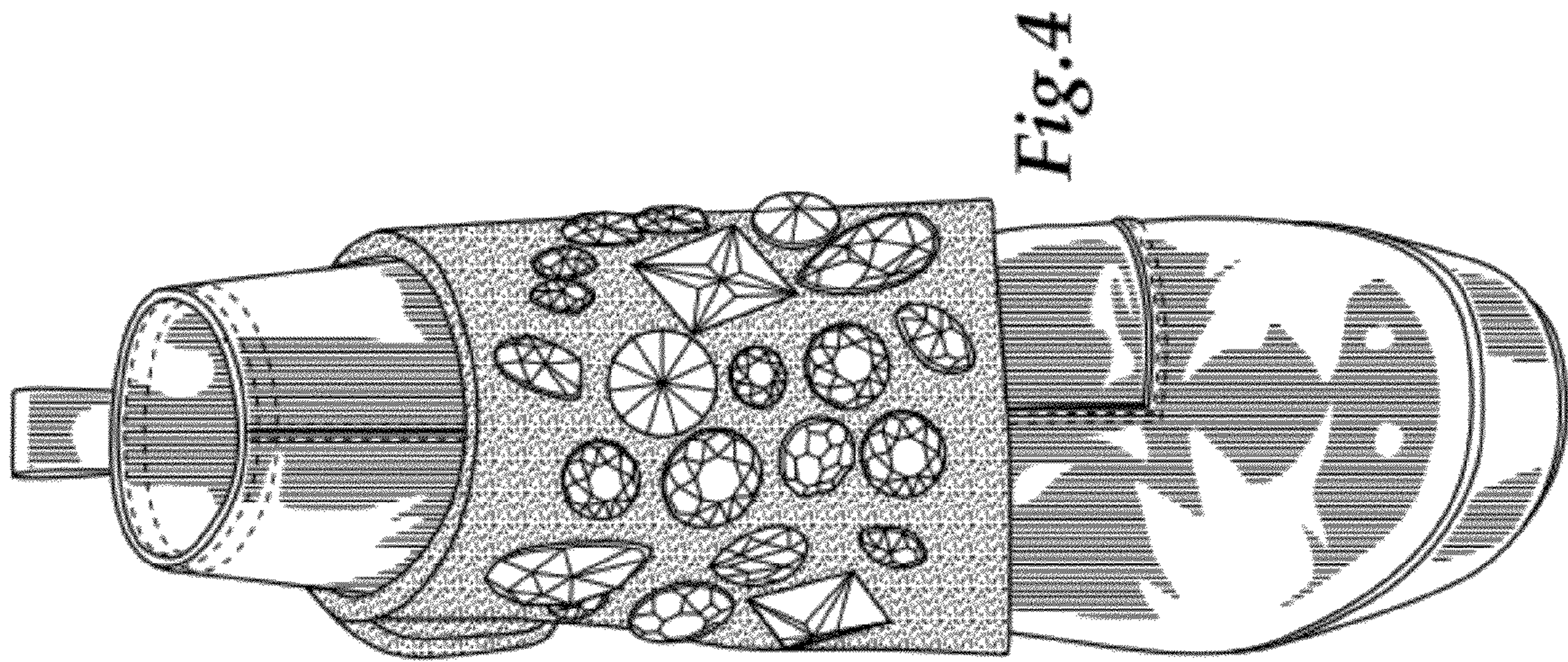


Fig. 4




Fig. 3