



US00D664303S

(12) **United States Design Patent**
Chauncey et al.

(10) **Patent No.:** **US D664,303 S**

(45) **Date of Patent:** **** Jul. 24, 2012**

(54) **WATERPROOF TOP COVER FOR A PET BED**

(76) Inventors: **Christina Chauncey**, Fountain Valley, CA (US); **Karen Martinko**, Avon Lake, OH (US)

(**) Term: **14 Years**

(21) Appl. No.: **29/334,245**

(22) Filed: **Mar. 23, 2009**

(51) **LOC (9) Cl.** **30-08**

(52) **U.S. Cl.** **D30/118**

(58) **Field of Classification Search** D30/118,
D30/199; D6/596, 601–603, 382, 390; 119/28.5
See application file for complete search history.

(56) **References Cited**

U.S. PATENT DOCUMENTS

1,384,908 A	7/1921	Lockwood	
D137,051 S	1/1944	Hughes	
D141,592 S	6/1945	Young	
D177,238 S	3/1956	Jones	
3,020,566 A *	2/1962	Anderson et al.	D6/602
3,962,739 A *	6/1976	Crockett	5/497
D266,470 S	10/1982	Gammons et al.	
D283,475 S	4/1986	Reece	
4,654,906 A	4/1987	Roberts	
4,656,670 A	4/1987	Schluter	
D317,994 S *	7/1991	Collins	D6/605
5,144,911 A *	9/1992	Moore et al.	119/28.5
D330,139 S	10/1992	Bloom	
D332,175 S	1/1993	Beplate	
D372,830 S *	8/1996	Gaitley et al.	D6/602
D375,596 S *	11/1996	Laughlin	D30/118
D380,065 S	6/1997	Hetterly	
D383,636 S	9/1997	Harris	

D393,172 S	4/1998	Brady	
5,797,347 A *	8/1998	Ochi	119/169
D426,098 S	6/2000	Firmwalt	
6,237,531 B1	5/2001	Peeples et al.	
D465,620 S	11/2002	Stepp	
D486,611 S	2/2004	Spence et al.	
D505,754 S	5/2005	Cohen-Fyffe	
7,373,900 B2 *	5/2008	Duncan	119/28.5
D581,714 S *	12/2008	Godoy	D6/605
D593,351 S *	6/2009	Song	D6/601
D612,547 S *	3/2010	Zine	D30/118
2004/0163603 A1 *	8/2004	Newton	119/28.5
2006/0060147 A1 *	3/2006	Appelhans	119/28.5

* cited by examiner

Primary Examiner — Cathy A MacCormac

(74) *Attorney, Agent, or Firm* — QuickPatents, Inc.; Kevin Prince

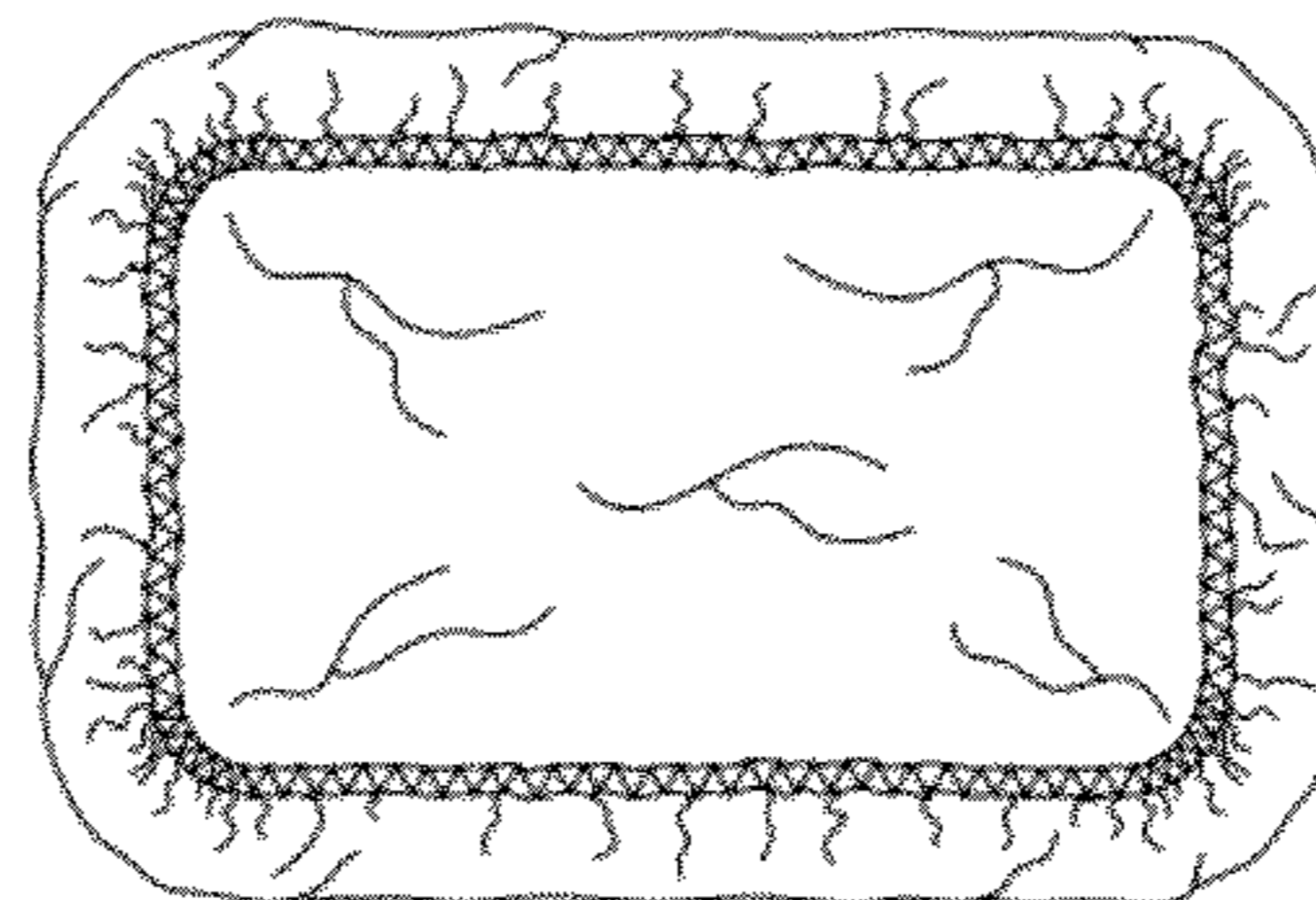
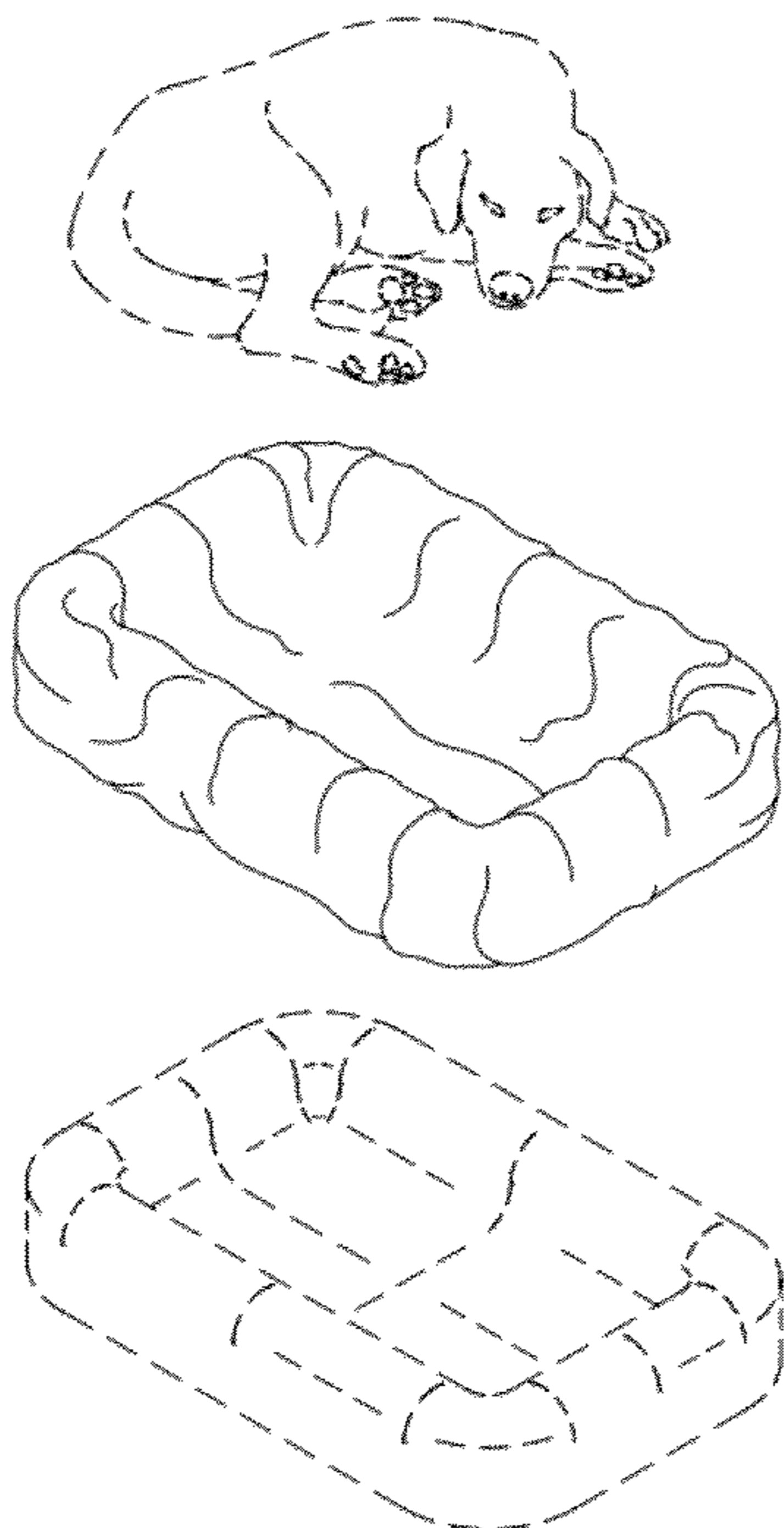
(57) **CLAIM**

We claim the ornamental design for a waterproof top cover for a pet bed, as shown and described.

DESCRIPTION

FIG. 1 is an exploded perspective view of a waterproof top cover for a pet bed, showing my new design; FIG. 2 is a top plan view thereof; FIG. 3 is a front elevational view thereof; FIG. 4 is a rear elevational view thereof; FIG. 5 is a bottom plan view thereof; FIG. 6 is a left-side elevational view thereof; and, FIG. 7 is a right-side elevational view thereof. The broken lines showing a pet and a pet bed in FIG. 1 are included for the purpose of illustrating the invention in use, and form no part of the claimed design.

1 Claim, 2 Drawing Sheets



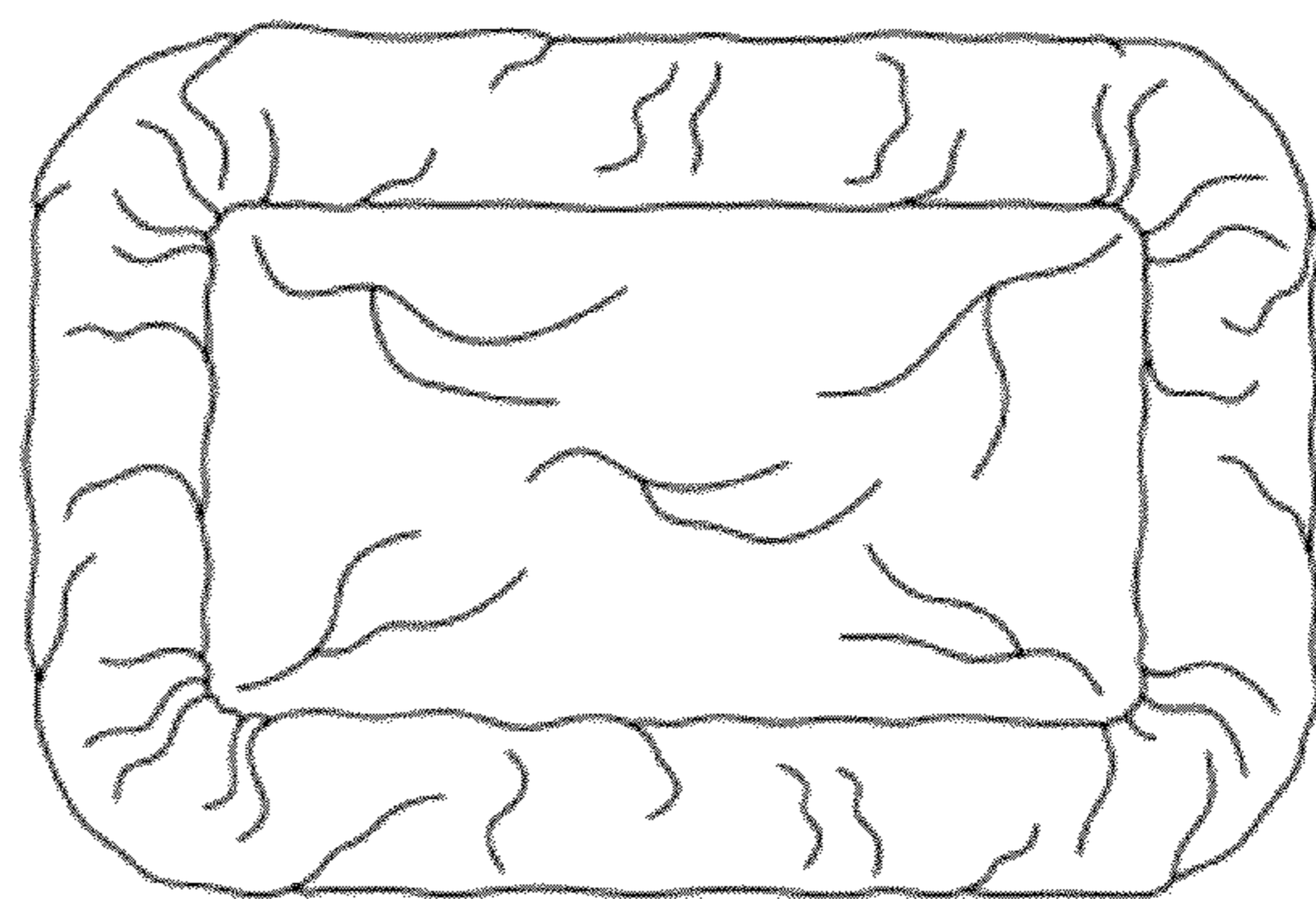
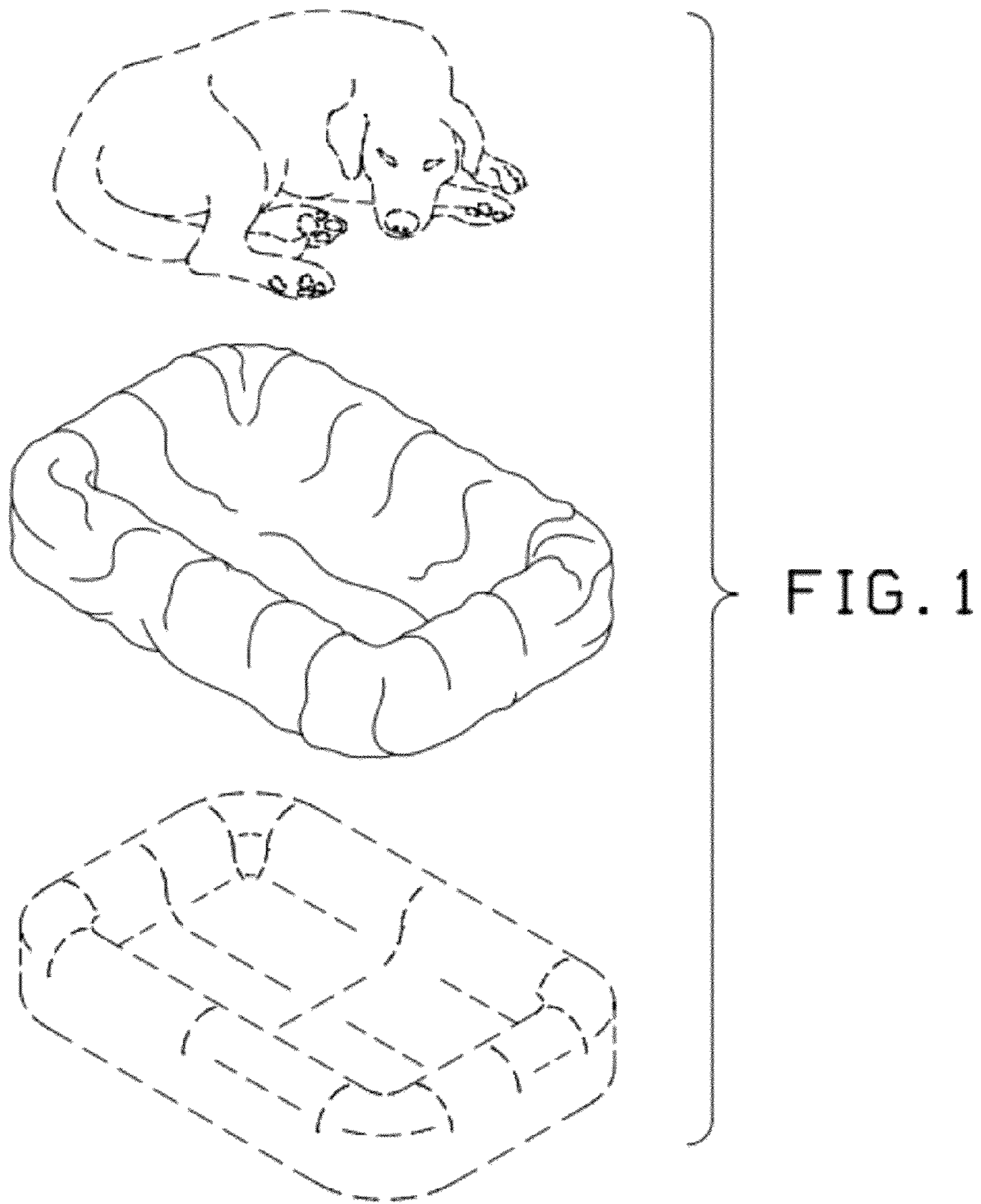


FIG. 2



FIG. 3




FIG. 4

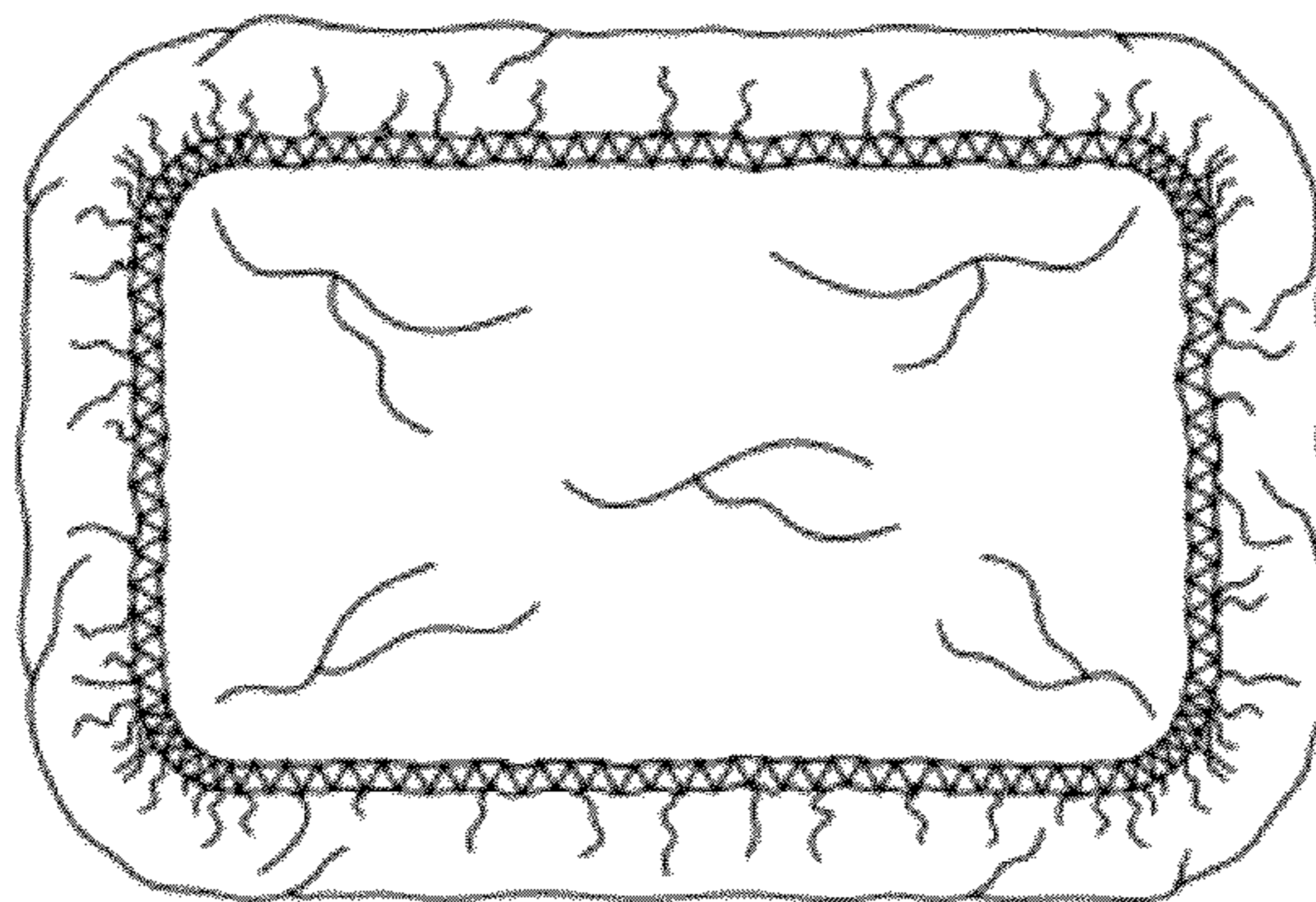


FIG. 5



FIG. 6



FIG. 7