



US00D664295S

(12) **United States Design Patent**  
**Grabes et al.**

(10) **Patent No.:** **US D664,295 S**  
(45) **Date of Patent:** **\*\* Jul. 24, 2012**

(54) **HAIR REMOVAL APPLIANCE**

(75) Inventors: **Oliver Grabes**, Frankfurt (DE); **Rory McGarry**, Frankfurt (DE); **Phong Duy Vu**, Schwalbach (DE)

(73) Assignee: **Braun GmbH**, Kronberg (DE)

(\*\*) Term: **14 Years**

(21) Appl. No.: **29/410,888**

(22) Filed: **Jan. 13, 2012**

**Related U.S. Application Data**

(62) Division of application No. 29/392,740, filed on May 26, 2011, now Pat. No. Des. 655,041.

(30) **Foreign Application Priority Data**

Dec. 21, 2010 (WO) ..... 579289501

(51) **LOC (9) Cl.** ..... **28-03**

(52) **U.S. Cl.** ..... **D28/44; D24/133**

(58) **Field of Classification Search** ..... 30/32, 34.05, 30/34.1-34.2, 30-31, 43-43.92, 44-45, 47-51, 30/77-84, 526-541, 346.5-346.61, 194-196, 30/198-205, 208-216, 233-233.5; D28/44-44.1, D28/45-54, 7; D24/133, 146; 606/9; 607/96-100  
See application file for complete search history.

(56) **References Cited**

**U.S. PATENT DOCUMENTS**

D389,956 S	1/1998	Schultz
D435,317 S	12/2000	Packham et al.
D475,160 S	5/2003	Bas
D482,822 S	11/2003	Buck et al.
D499,212 S	11/2004	Nielsen et al.
D535,397 S	1/2007	Chen

7,204,846 B2	4/2007	Suzuki	
D582,604 S	12/2008	Eddinger et al.	
D582,605 S	12/2008	Eddinger et al.	
D592,354 S	5/2009	Epstein	
D598,165 S	8/2009	Platek	
D609,361 S	2/2010	McGarry et al.	
D620,200 S	7/2010	Belozerova et al.	
D626,692 S	11/2010	Leventhal et al.	
D629,159 S	12/2010	Yoon	
D651,321 S *	12/2011	Marchese et al.	..... D24/209
D652,919 S *	1/2012	Sherwood et al.	..... D24/133
D652,920 S *	1/2012	Sherwood et al.	..... D24/133
2007/0198004 A1	8/2007	Altshuler et al.	
2008/0119913 A1	5/2008	Powell et al.	

**OTHER PUBLICATIONS**

U.S. Appl. No. 29/410,889, filed Jan. 13, 2012, Oliver Grabes et al.

\* cited by examiner

*Primary Examiner* — Jennifer Rivard

(74) *Attorney, Agent, or Firm* — David K Mattheis; Kim W Zerby

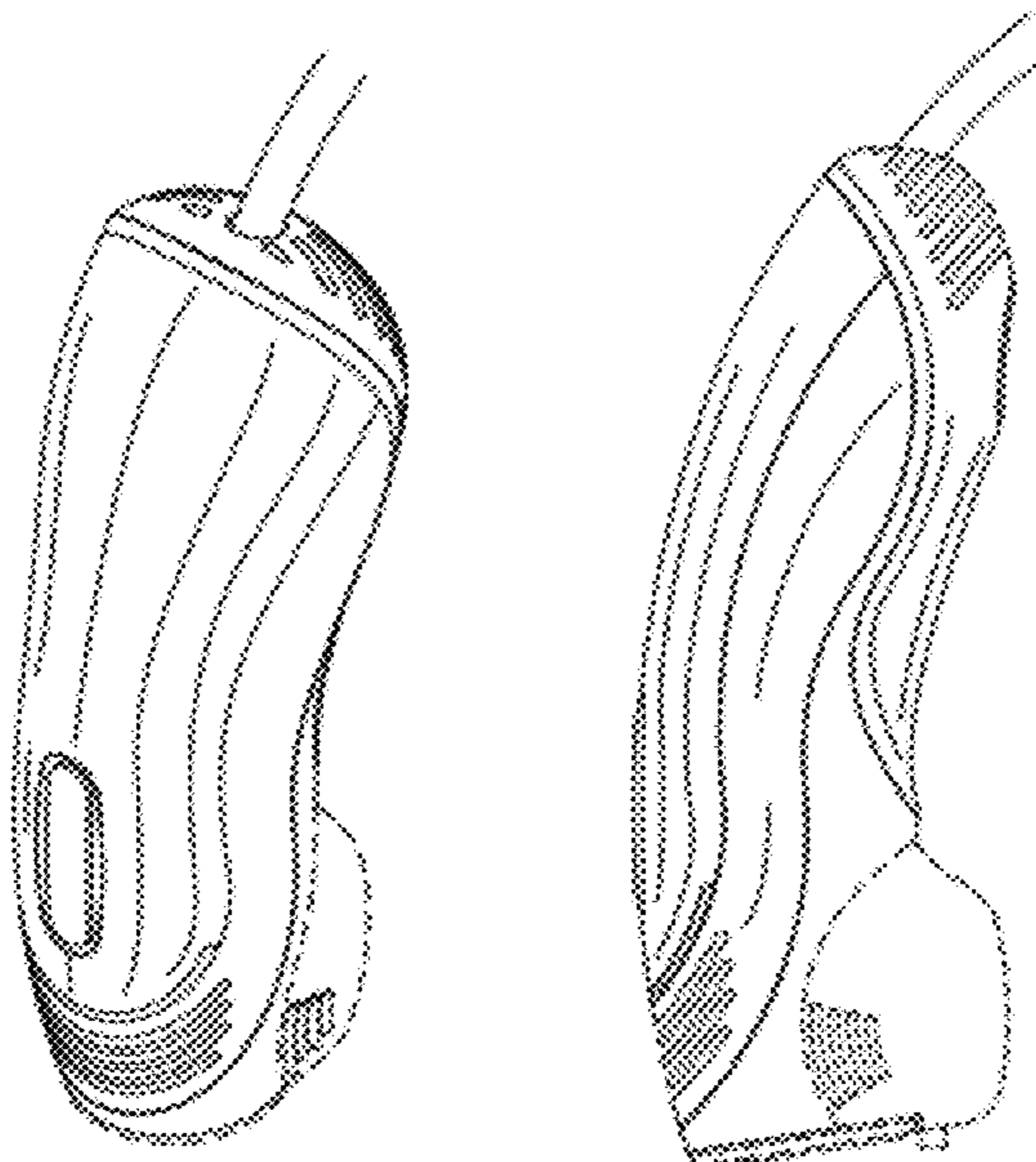
(57) **CLAIM**

The ornamental design for a hair removal appliance, as shown and described.

**DESCRIPTION**

FIG. 1 is a perspective view of a handpiece of a hair removal appliance;  
FIG. 2 is a front view thereof;  
FIG. 3 is a right side view thereof;  
FIG. 4 is a rear view thereof;  
FIG. 5 is a left side view thereof;  
FIG. 6 is a bottom plan view of a hair removal appliance; and,  
FIG. 7 is a top plan view thereof.  
Broken lines are included herein for illustrative purposes only and form no part of the claimed design.

**1 Claim, 1 Drawing Sheet**






Fig. 1

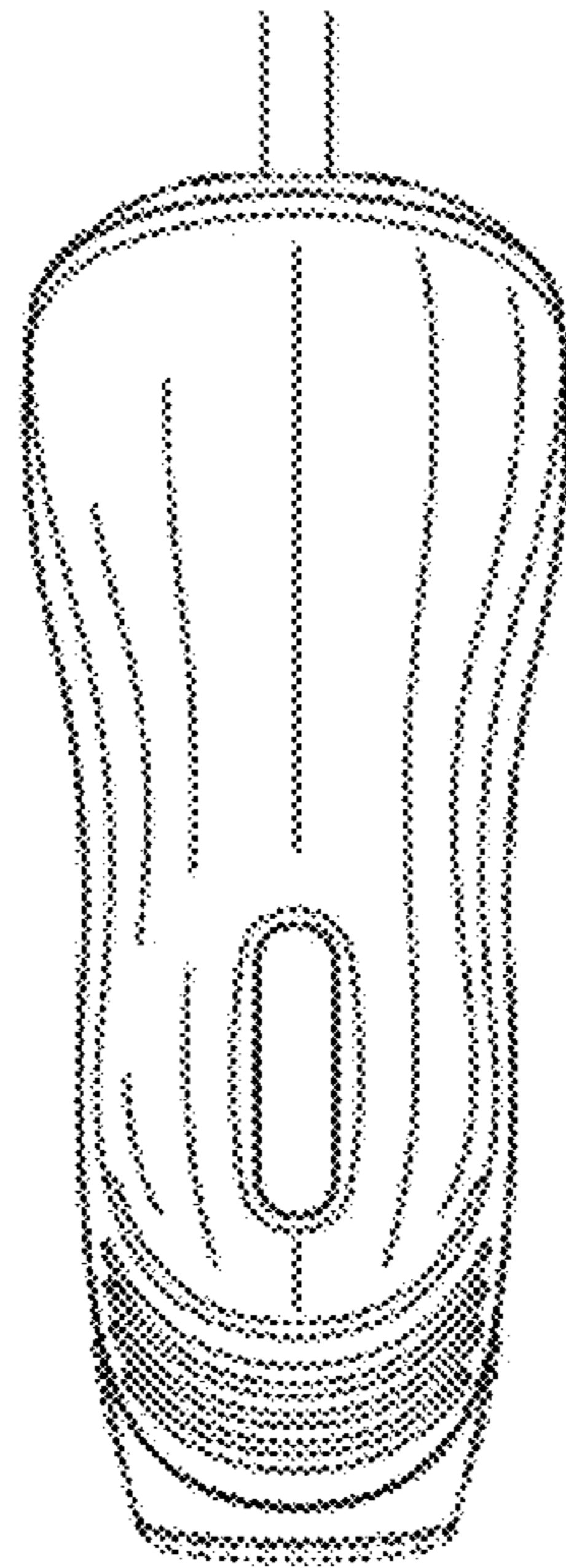


Fig. 2




Fig. 3

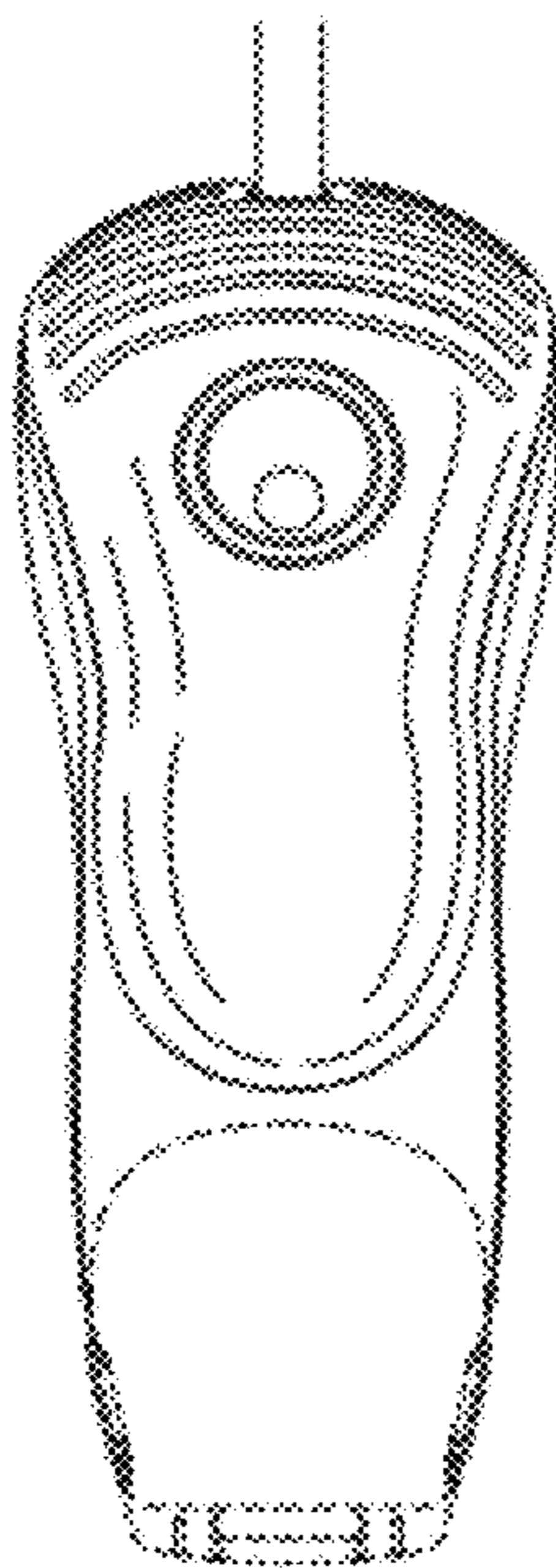


Fig. 4




Fig. 5

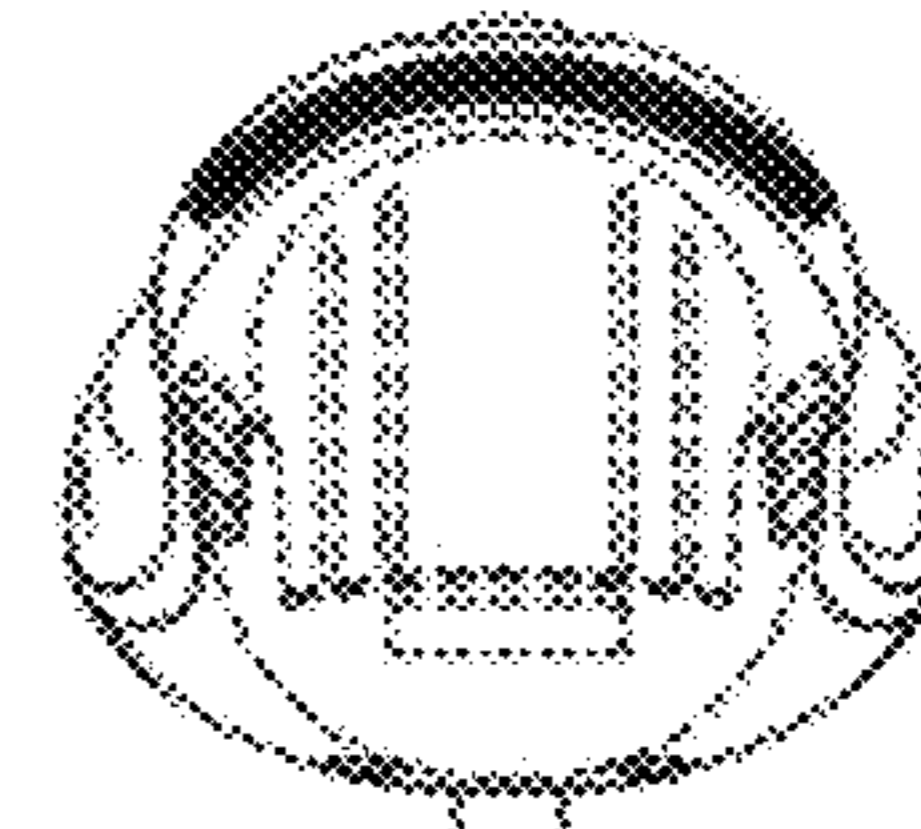


Fig. 6

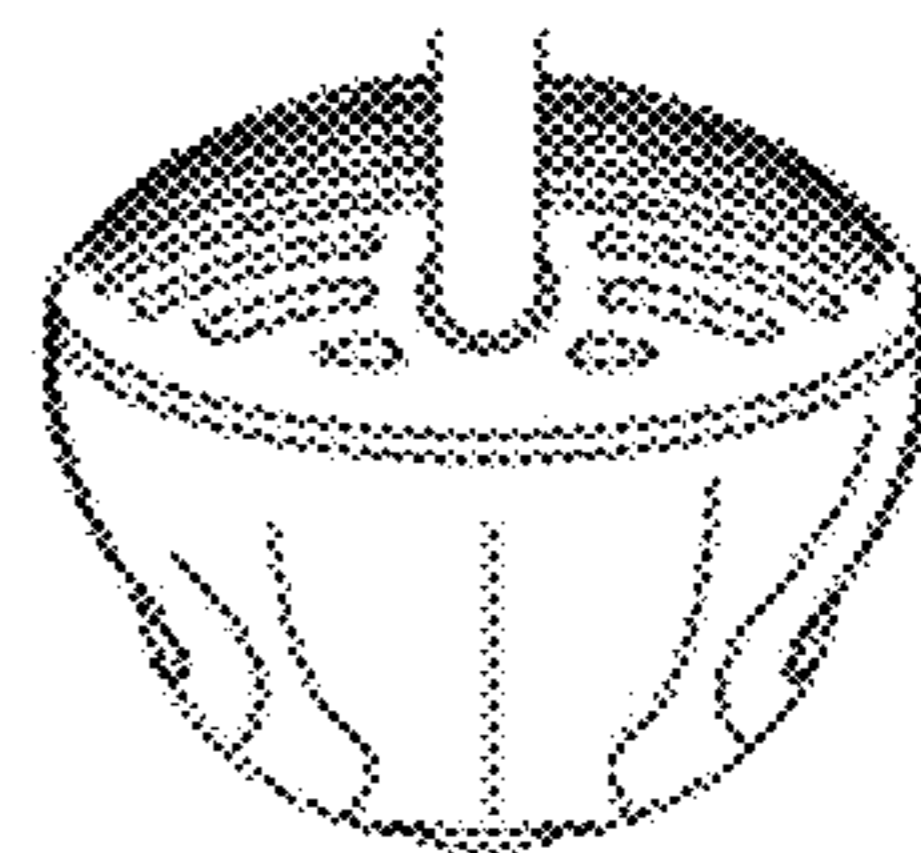


Fig. 7