



US00D664286S

(12) **United States Design Patent**  
**Chou**

(10) **Patent No.:** **US D664,286 S**  
(45) **Date of Patent:** **\*\* Jul. 24, 2012**

(54) **LED LENS**

(75) Inventor: **Yen-Chun Chou**, Taipei (TW)

(73) Assignee: **Aether Systems Inc.**, Taipei (TW)

(\*\*) Term: **14 Years**

(21) Appl. No.: **29/407,198**

(22) Filed: **Nov. 23, 2011**

(30) **Foreign Application Priority Data**

May 24, 2011 (TW) ..... 100302542  
May 24, 2011 (TW) ..... 100302543

(51) **LOC (9) Cl.** ..... **26-99**

(52) **U.S. Cl.** ..... **D26/124**

(58) **Field of Classification Search** ..... D26/118,  
D26/113, 119, 120, 121, 122, 123, 128, 129,  
D26/136, 132, 135, 138, 139, 1, 2, 70, 71,  
D26/72, 73, 74, 76, 124, 125, 126, 130, 131,  
D26/140, 78, 24, 25, 81, 85, 86, 92, 87, 88,  
D26/89, 90, 99, 127, 75, 65, 66, 64, 61, 7,  
D26/94, 11, 9, 14, 16, 17, 134, 23, 154, 155,  
D26/63, 60, 68, 67, 62; D23/366, 355, 367,  
D23/358, 385; D21/590, 606; 362/555,  
362/362, 326, 405, 152, 146, 145, 480, 294,  
362/298, 147, 148, 133, 235, 392, 96, 267,  
362/328, 327, 333, 308, 307; D13/179, 180;  
D10/111; D11/89, 90, 144, 146, 128, 125,  
D11/121, 162, 124; D25/122, 164, 38.1,  
D25/123, 124; 52/97, 101; D6/580; D9/557,  
D9/552, 635, 548; 422/128; 399/111; 385/146  
See application file for complete search history.

(56) **References Cited**

**U.S. PATENT DOCUMENTS**

D137,085 S \* 1/1944 Cressaty ..... D26/124  
(Continued)

*Primary Examiner* — Kevin Rudzinski

(74) *Attorney, Agent, or Firm* — Muncy, Geissler, Olds & Lowe, PLLC

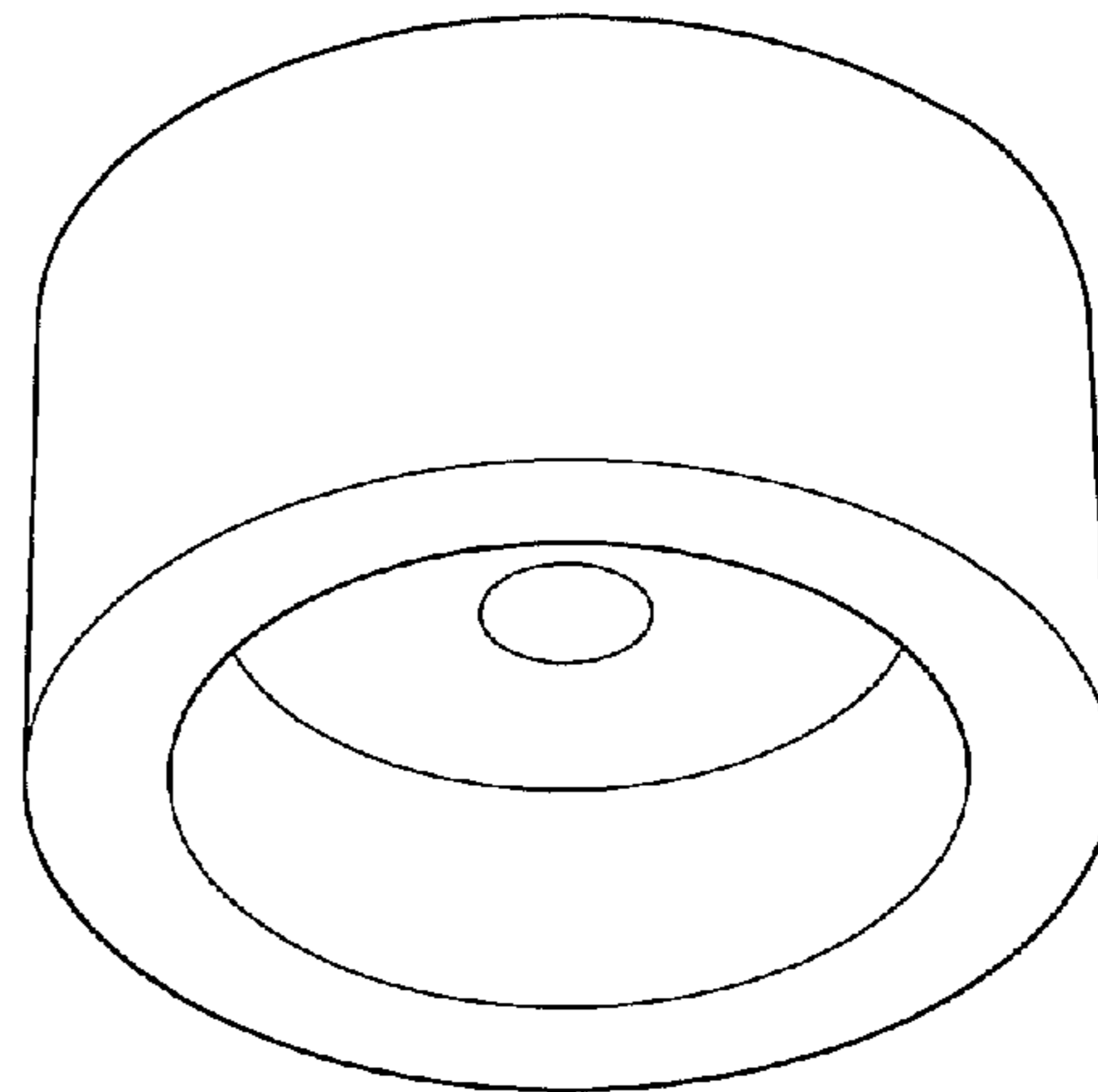
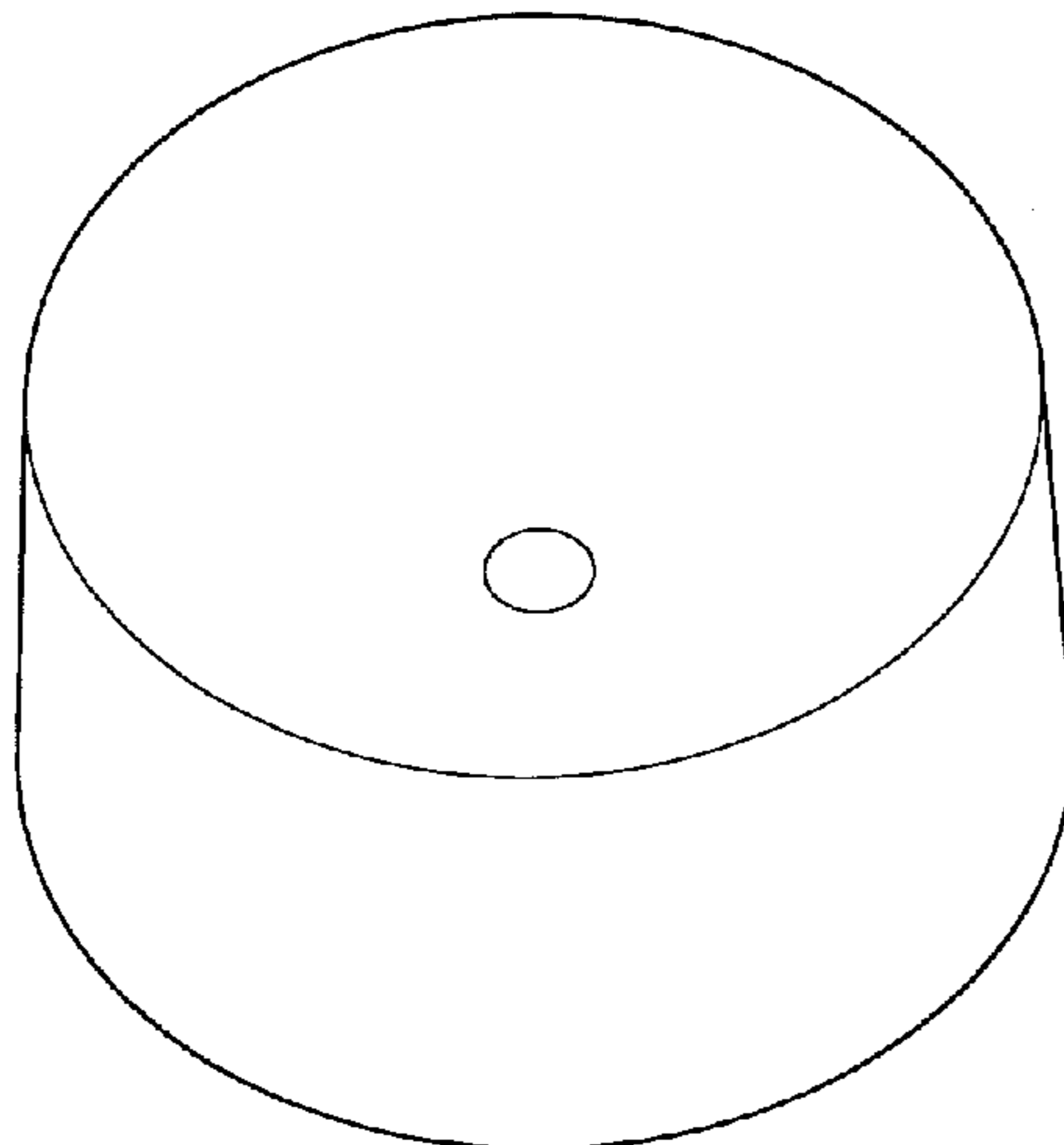
(57) **CLAIM**

The ornamental design for a LED lens, as shown and described.

**DESCRIPTION**

FIG. 1 is a top perspective view of the LED lens according to a first embodiment of my new design;  
FIG. 2 is a front elevational view of the first embodiment of the design, the rear elevational view being identical;  
FIG. 3 is a left side elevational view of the first embodiment of the design, the right side being identical;  
FIG. 4 is a top plan view of the first embodiment of the design;  
FIG. 5 is a bottom plan view of the first embodiment of the design;  
FIG. 6 is a bottom perspective view according to the first embodiment showing my new design;  
FIG. 7 is a cross-sectional view taken along line 7-7 of FIG. 4;  
FIG. 8 is a cross-sectional view thereof, shown in a position of use;  
FIG. 9 is a top perspective view of the LED Lens according to the second embodiment showing my new design;  
FIG. 10 is a front elevational view of the second embodiment of the design, the rear elevational view being identical;  
FIG. 11 is a left side elevational view of the second embodiment of the design, the right side elevational view being identical;  
FIG. 12 is a top plan view of the second embodiment of the design;  
FIG. 13 is a bottom plan view of the second embodiment of the design;  
FIG. 14 is a bottom perspective view according to the second embodiment of the design;  
FIG. 15 is a cross-sectional view taken along line 15-15 of FIG. 12; and,  
FIG. 16 is a cross-sectional view thereof, shown in a position of use.  
The broken lines shown in the figures illustrate environmental structures that form no part of the claimed design.

**1 Claim, 10 Drawing Sheets**



# US D664,286 S

Page 2

## U.S. PATENT DOCUMENTS

D389,597	S *	1/1998	Gismondi	.....	D26/74
D400,170	S *	10/1998	Asai et al.	.....	D13/133
6,034,827	A *	3/2000	Nomura et al.	.....	359/811
6,724,543	B1 *	4/2004	Chinniah et al.	.....	359/718
D523,826	S *	6/2006	Kamada	.....	D13/180
7,142,769	B2 *	11/2006	Hsieh et al.	.....	385/146
D549,186	S *	8/2007	Yuzawa	.....	D13/180
7,322,721	B2 *	1/2008	Noh et al.	.....	362/327
7,347,590	B2 *	3/2008	Lee et al.	.....	362/327
D574,551	S *	8/2008	Park	.....	D26/120
D576,575	S *	9/2008	Kanayama et al.	.....	D13/180
7,431,480	B2 *	10/2008	Godo	.....	362/311.06
7,454,119	B2 *	11/2008	Hsieh et al.	.....	385/146
7,513,656	B2 *	4/2009	Park et al.	.....	362/333
7,543,965	B2 *	6/2009	Noh et al.	.....	362/307
D622,898	S *	8/2010	Chen et al.	.....	D26/124
D622,899	S *	8/2010	Chen et al.	.....	D26/124
D623,610	S *	9/2010	Mallory et al.	.....	D13/180
D625,045	S *	10/2010	Chen et al.	.....	D26/126
D625,462	S *	10/2010	Ku et al.	.....	D26/128
D626,523	S *	11/2010	Mallory et al.	.....	D13/180
7,862,212	B2 *	1/2011	Huang et al.	.....	362/299
D632,834	S *	2/2011	Kon	.....	D26/124
7,959,328	B2 *	6/2011	Wanninger	.....	362/309
8,029,163	B2 *	10/2011	Chen et al.	.....	362/308
D650,517	S *	12/2011	Lai et al.	.....	D26/124
D654,617	S *	2/2012	Marquardt et al.	.....	D26/120
2006/0067079	A1 *	3/2006	Noh et al.	.....	362/327
2006/0238881	A1 *	10/2006	Park et al.	.....	359/642
2007/0030572	A1 *	2/2007	Lee et al.	.....	359/642
2008/0297918	A1 *	12/2008	Park et al.	.....	359/709
2009/0129097	A1 *	5/2009	Ewert et al.	.....	362/328
2009/0310366	A1 *	12/2009	Huang et al.	.....	362/298
2010/0073928	A1 *	3/2010	Kim et al.	.....	362/245

\* cited by examiner

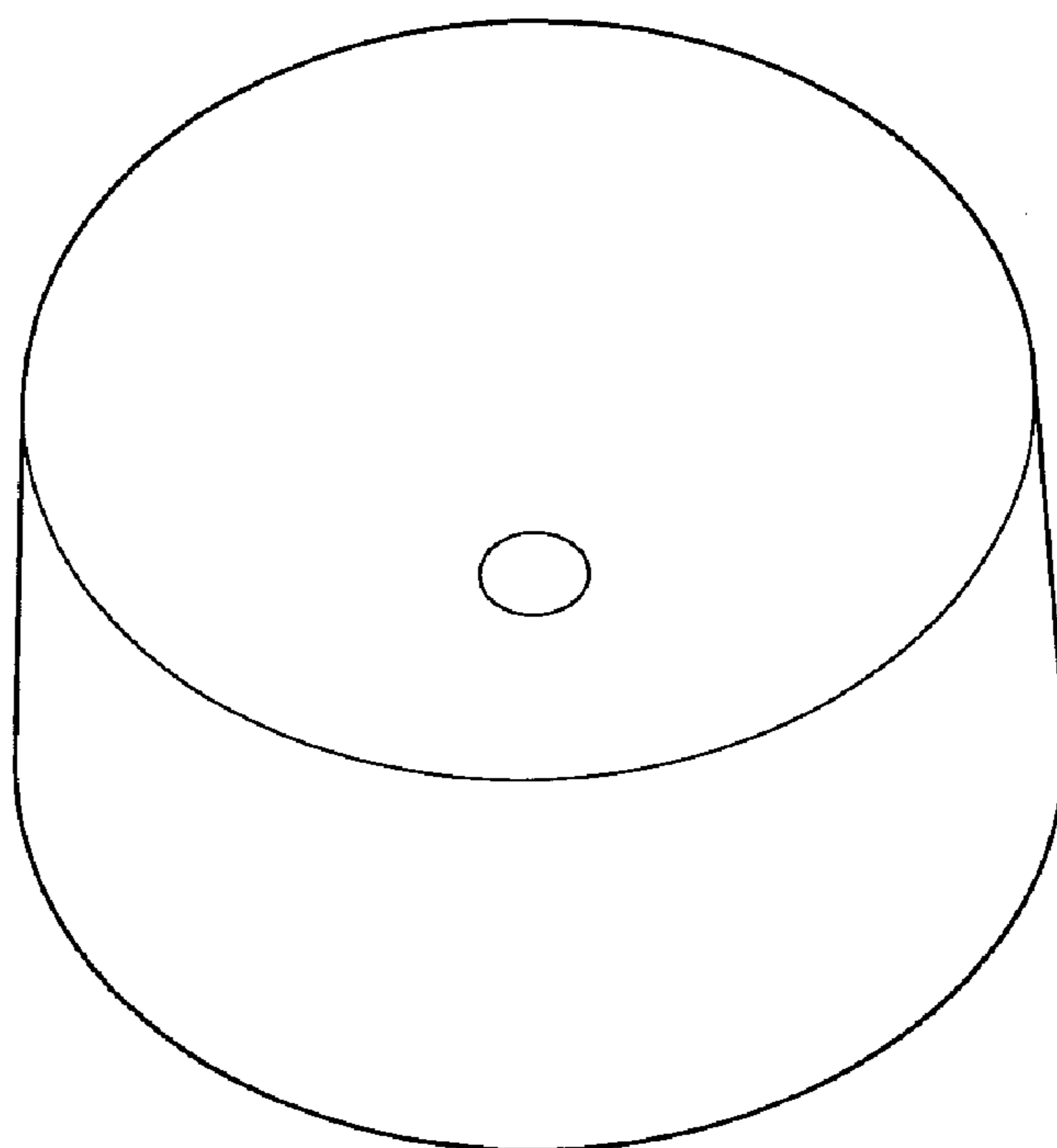


FIG. 1




FIG. 2




FIG. 3

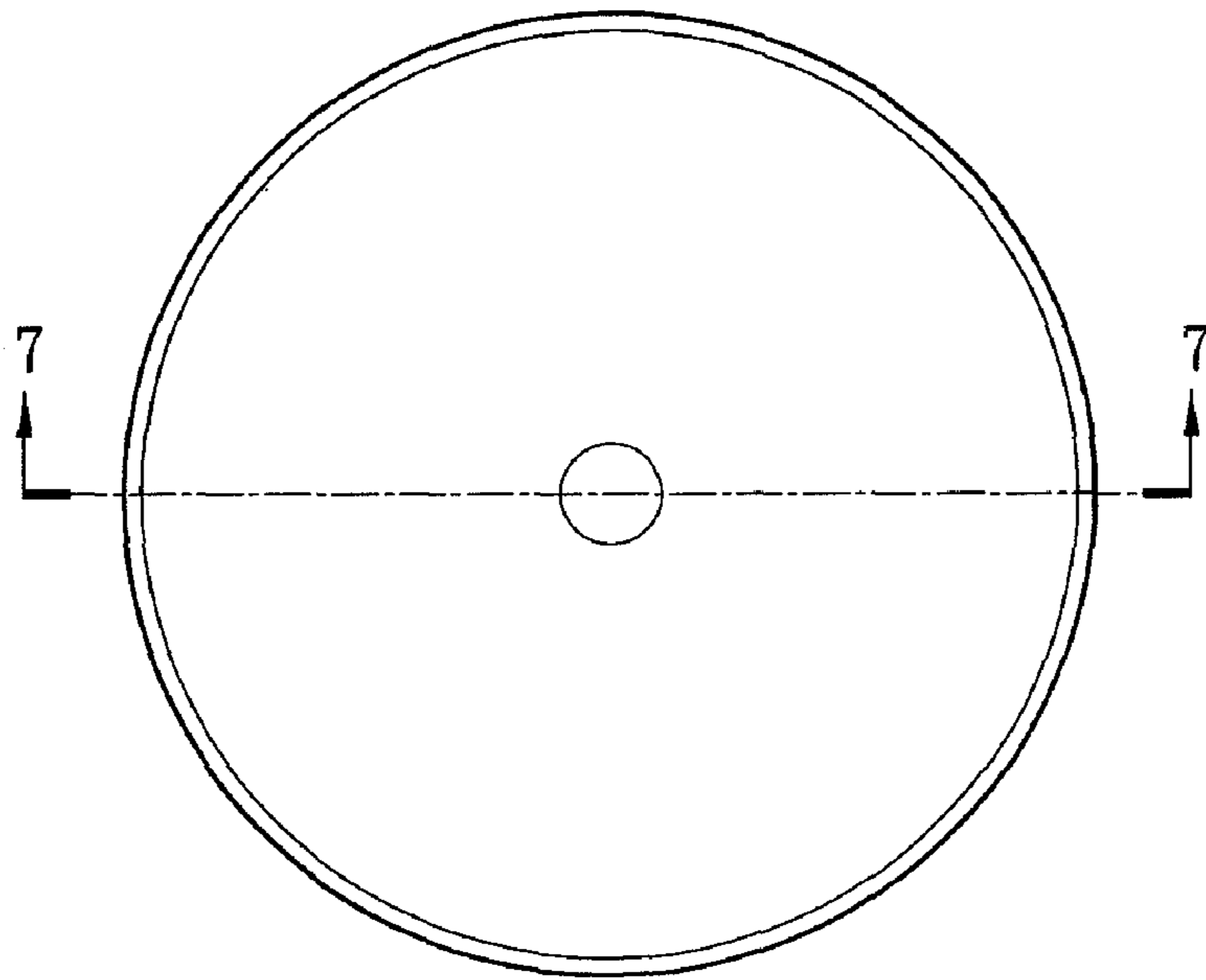


FIG. 4

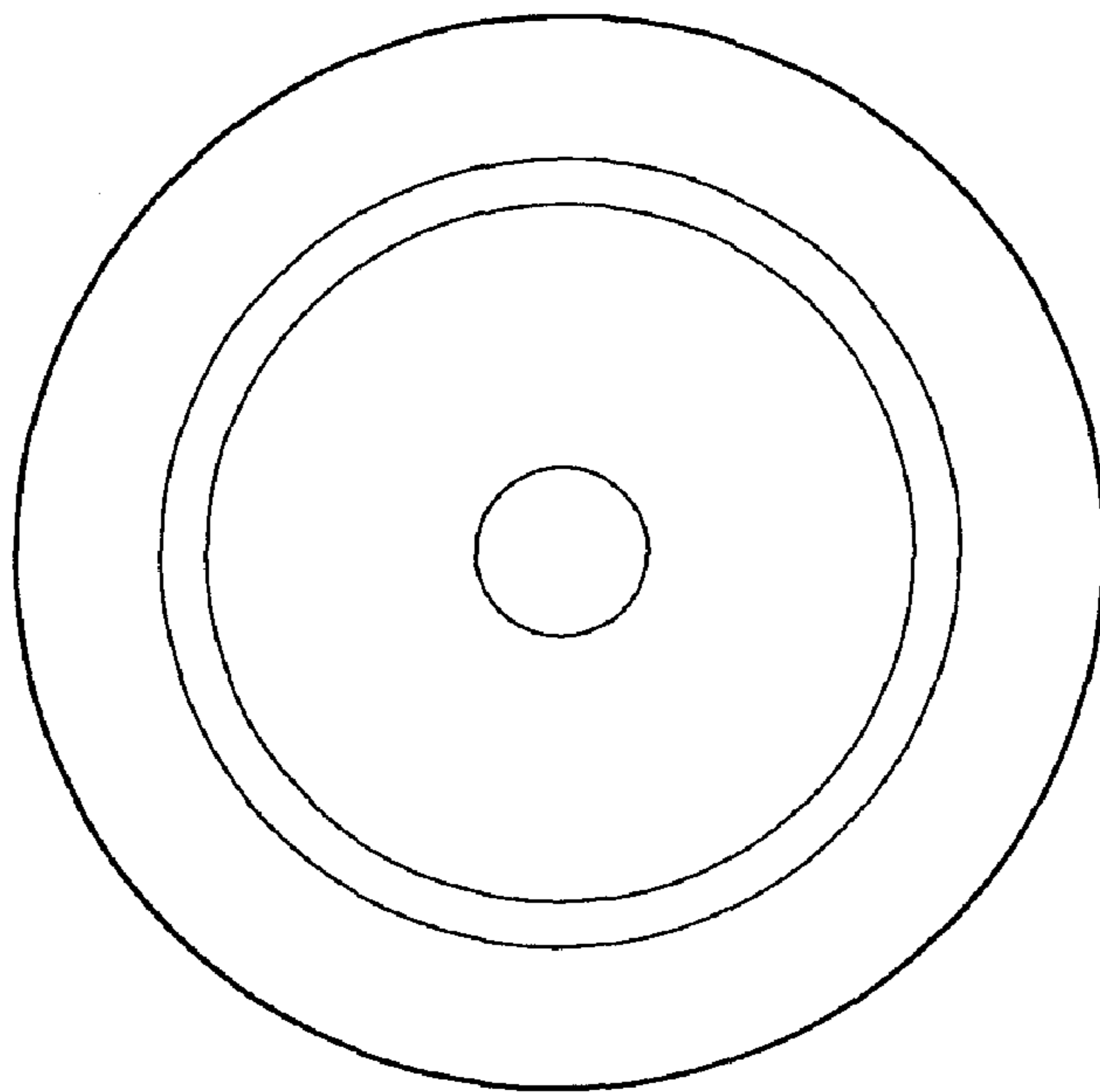


FIG. 5

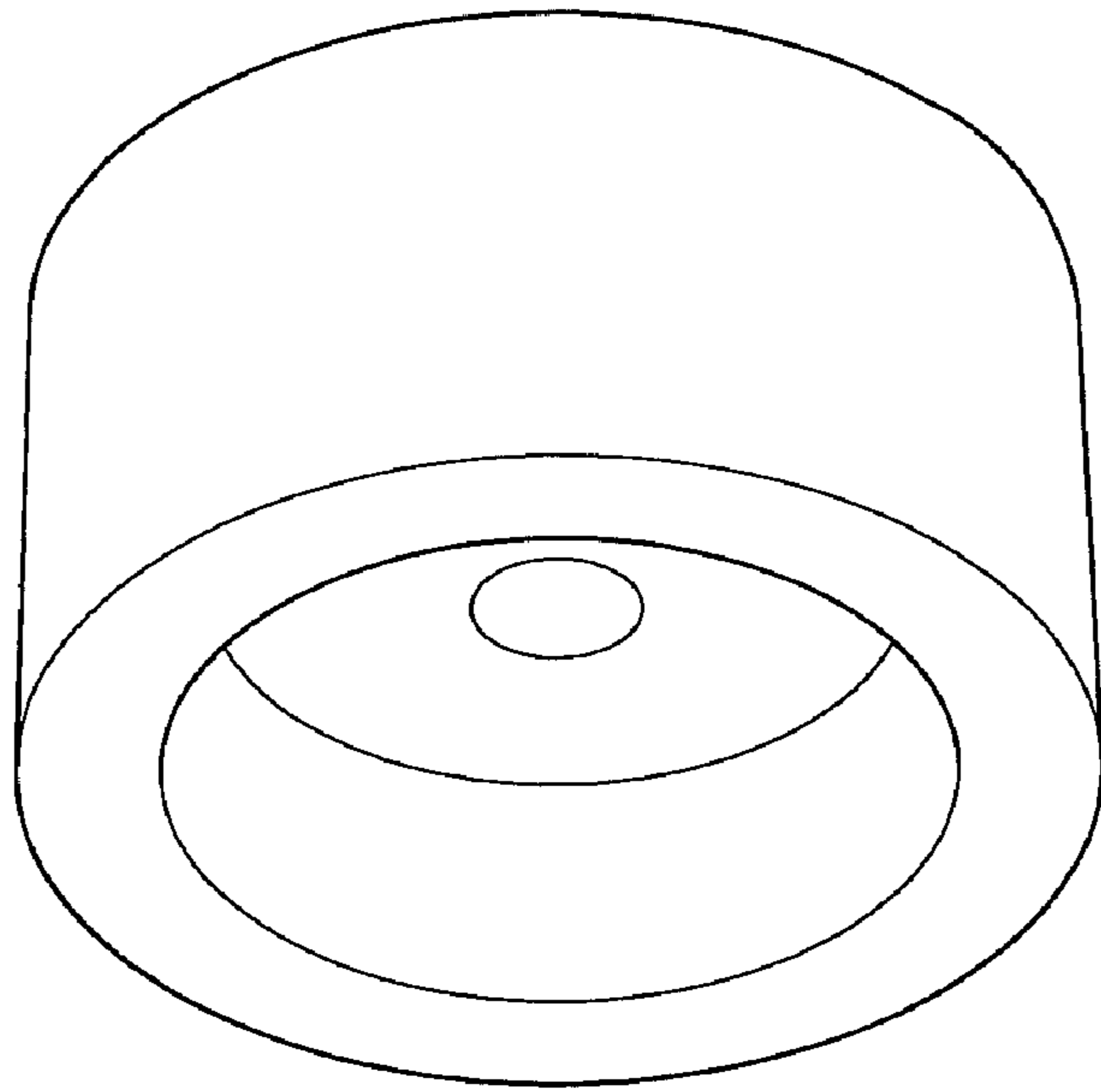


FIG. 6

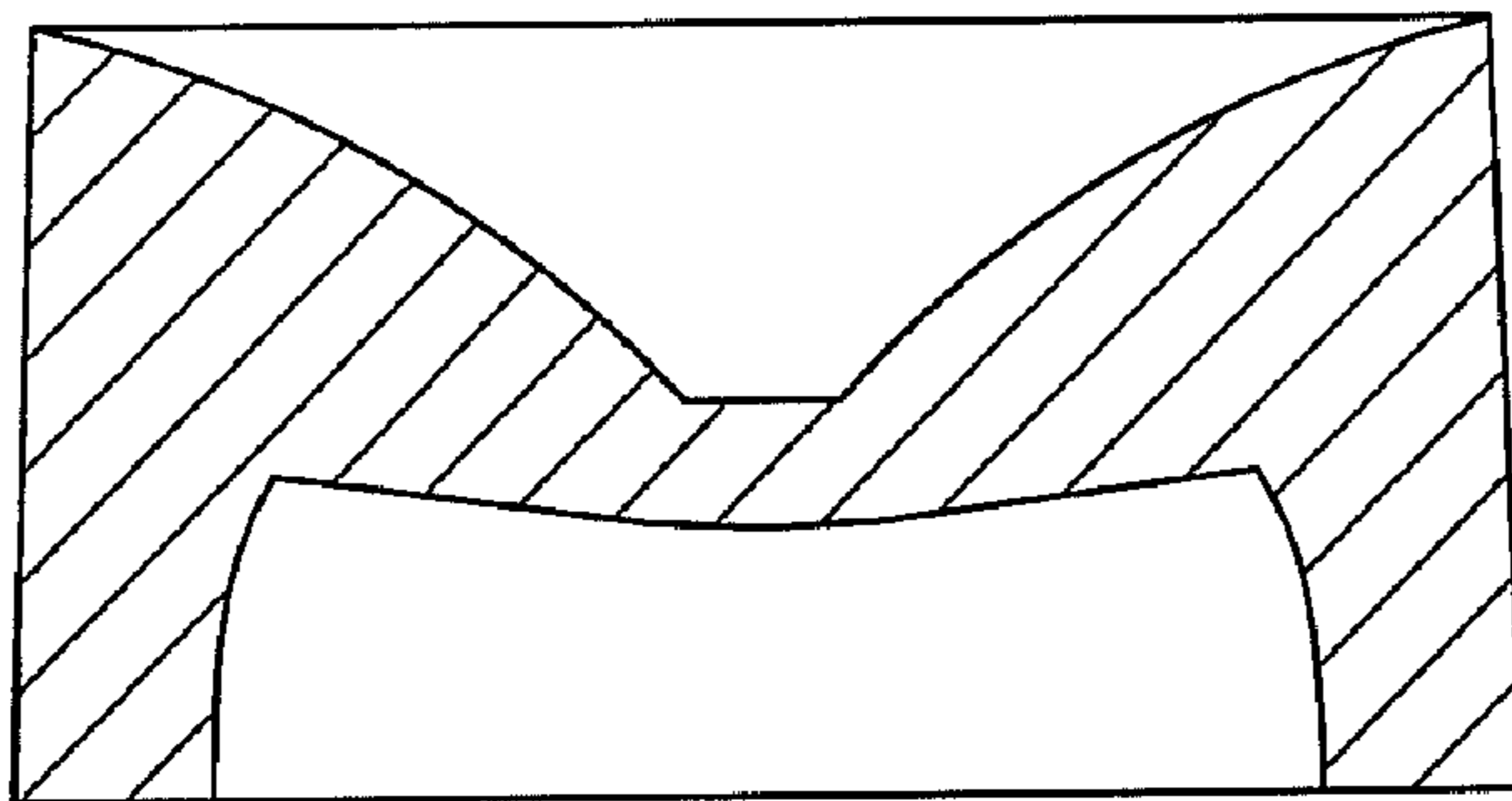


FIG. 7

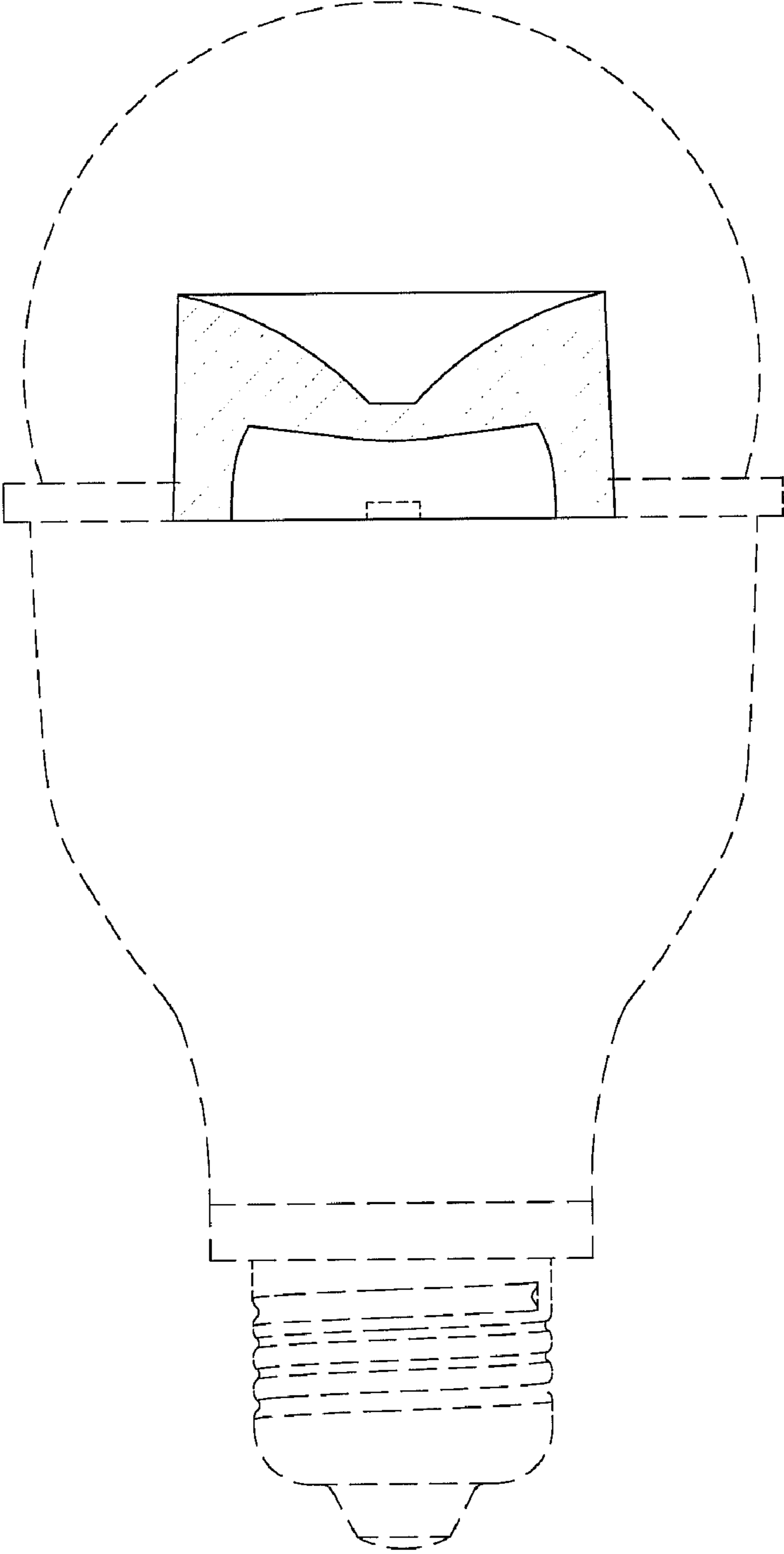


FIG. 8

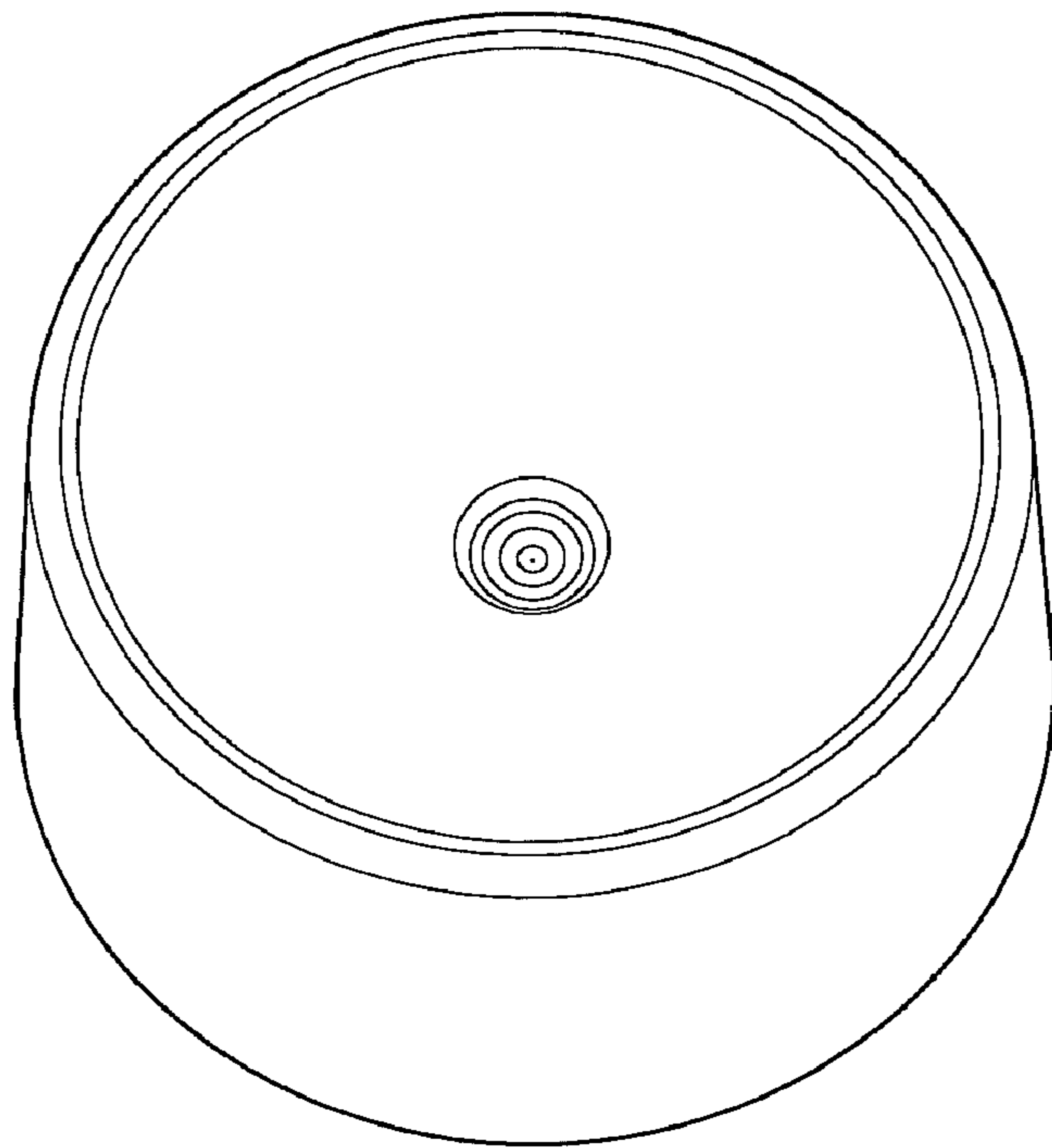


FIG. 9






FIG. 10




FIG. 11

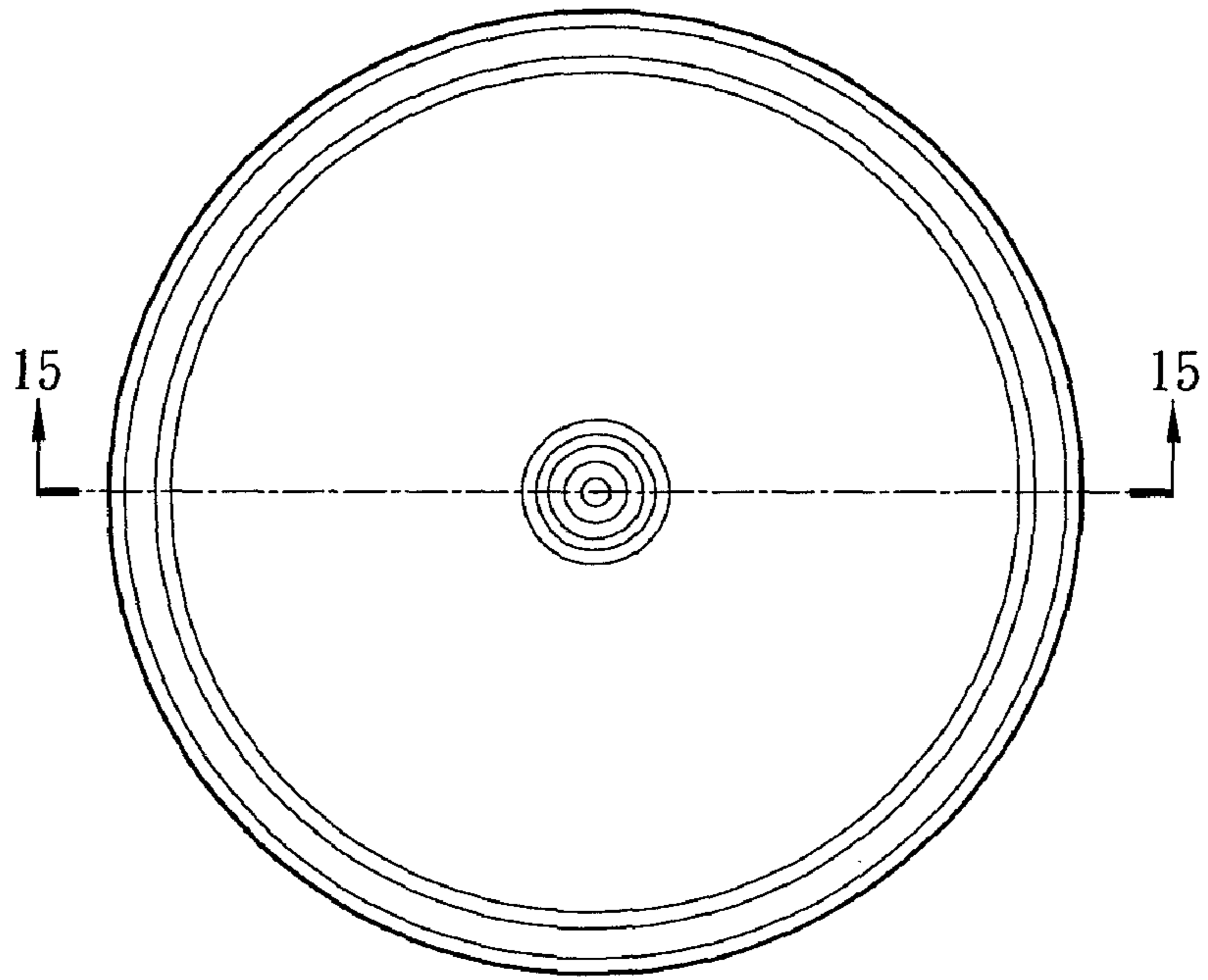


FIG. 12

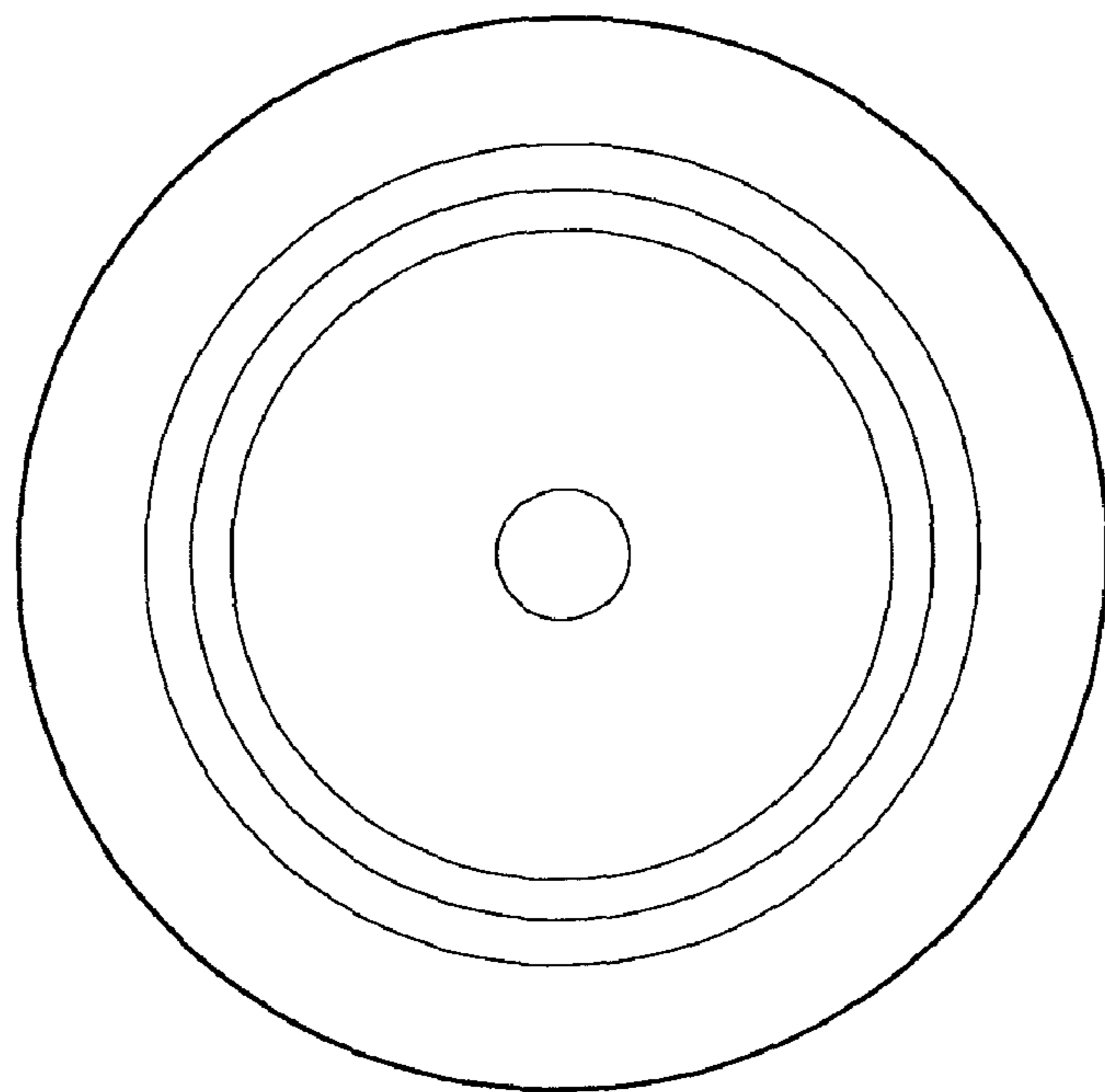


FIG. 13

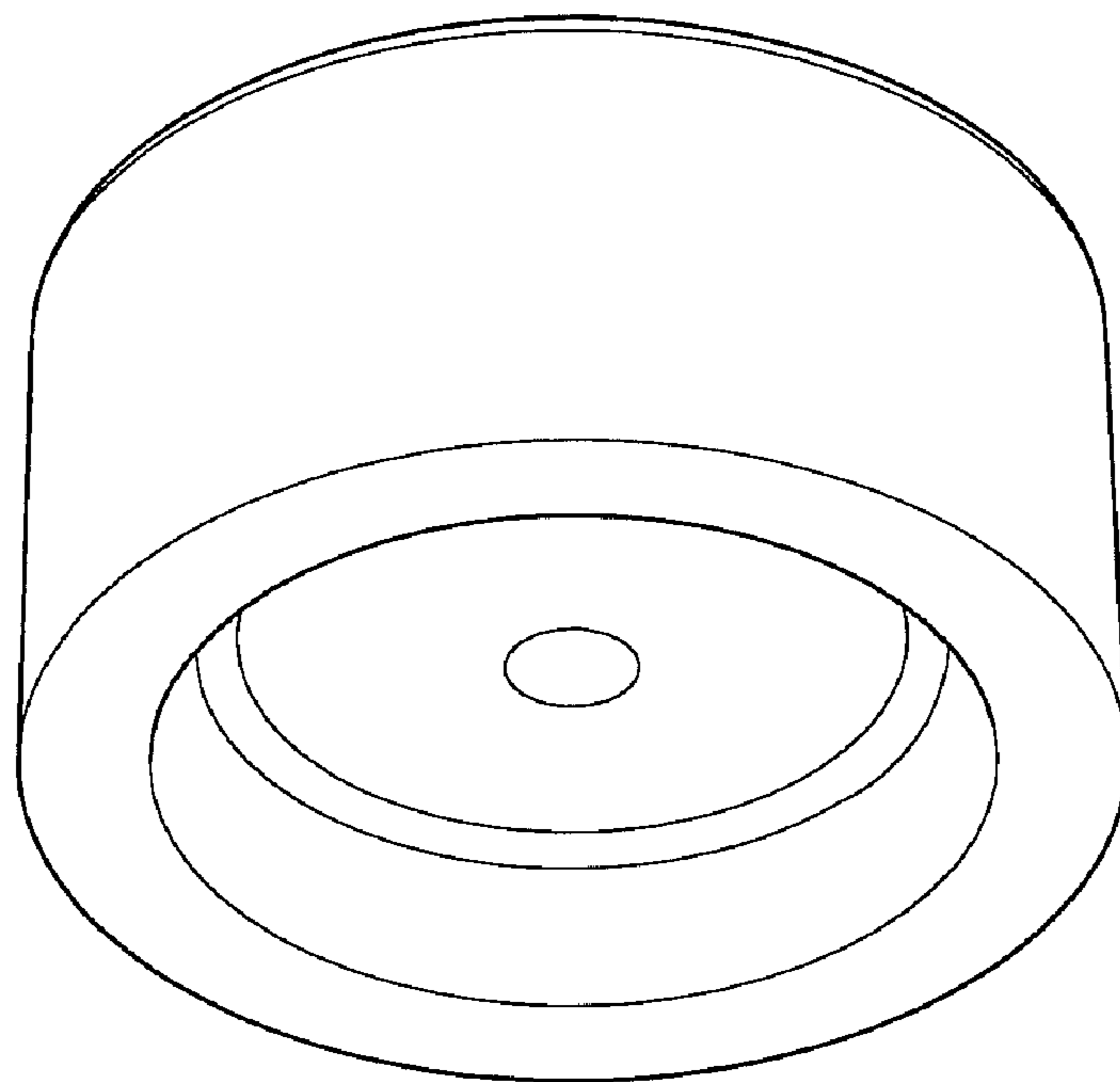


FIG. 14

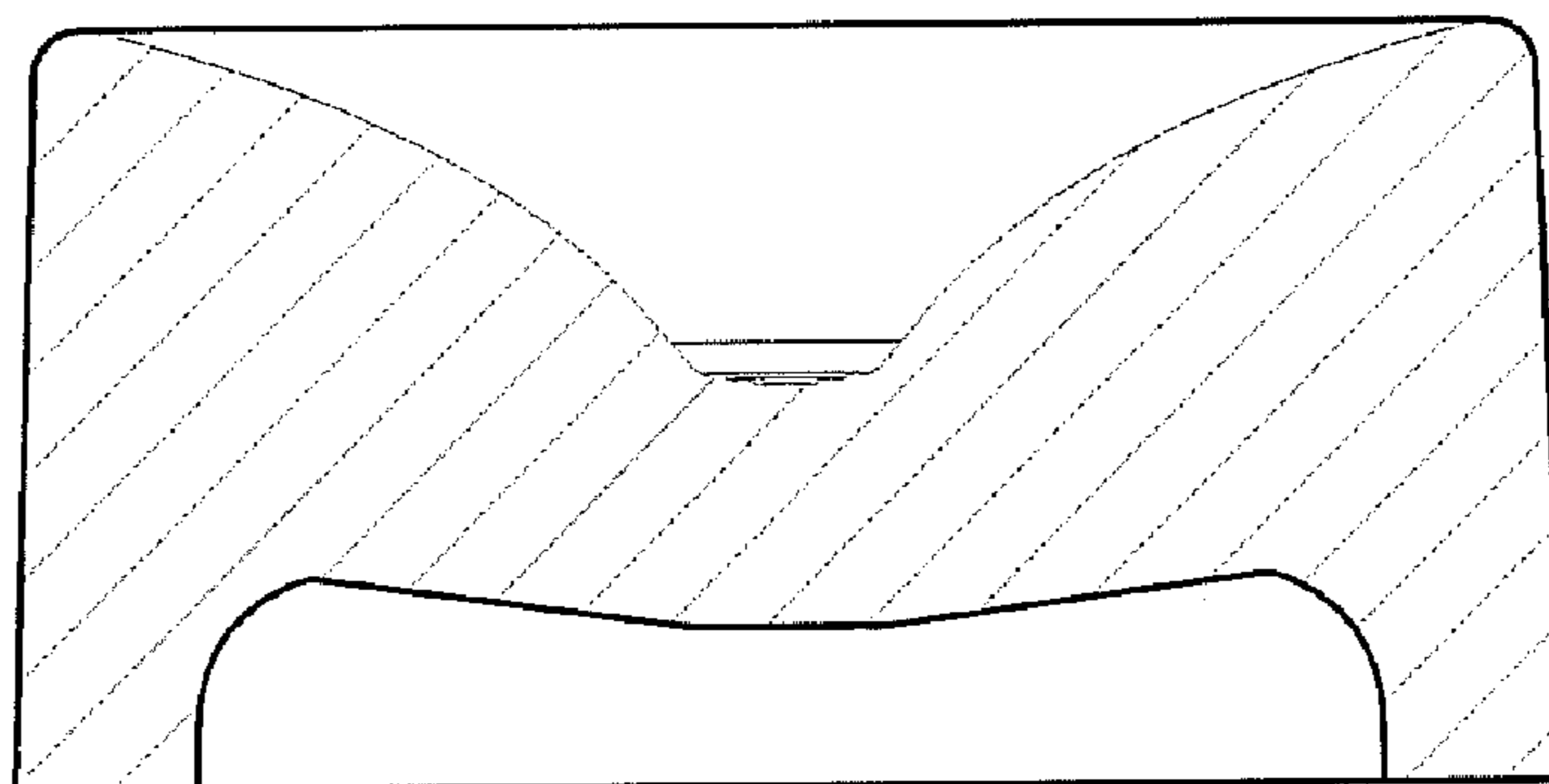


FIG. 15

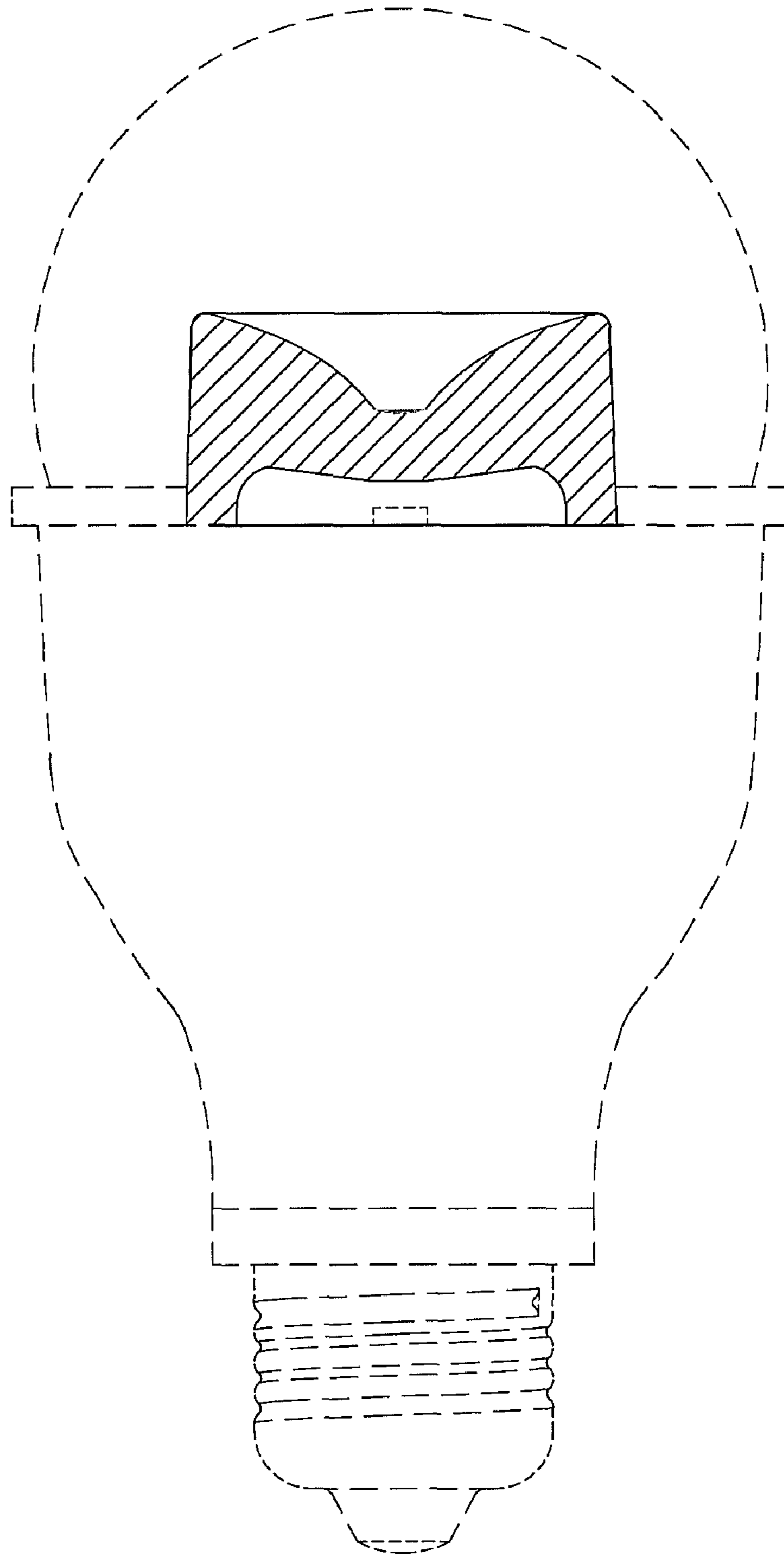


FIG. 16