

US00D664282S

(12) **United States Design Patent**  
**Santoro et al.**

(10) **Patent No.:** **US D664,282 S**  
(45) **Date of Patent:** **\*\* Jul. 24, 2012**

(54) **LUMINAIRE**

(75) Inventors: **Scott R. Santoro**, Delta (CA); **Daniel C. Fortin**, New Westminster (CA); **Steven Johns**, Vancouver (CA)

(73) Assignee: **Koninklijke Philips Electronics N.V.**, Eindhoven (NL)

(\*\*) Term: **14 Years**

(21) Appl. No.: **29/397,736**

(22) Filed: **Jul. 20, 2011**

(30) **Foreign Application Priority Data**

Jan. 20, 2011 (EM) ..... 001808445-0001

(51) **LOC (9) Cl.** ..... **26-03**

(52) **U.S. Cl.** ..... **D26/90; D26/76**

(58) **Field of Classification Search** ..... D26/76,  
D26/80-82, 84, 86, 88, 90, 92, 128, 135,  
D26/136, 146, 147; 362/147, 404-408  
See application file for complete search history.

(56) **References Cited**

**U.S. PATENT DOCUMENTS**

D122,236 S \* 8/1940 Scribner ..... D26/76  
D180,537 S \* 6/1957 Stevens ..... D26/76

D192,745 S \* 5/1962 Guth, Jr. .... D26/76  
D513,643 S \* 1/2006 Vakil et al. .... D26/76  
D519,237 S \* 4/2006 Kopp ..... D26/76  
D521,172 S \* 5/2006 Chen ..... D26/76  
D521,675 S \* 5/2006 Chen ..... D26/76  
D558,379 S \* 12/2007 Citterio ..... D26/76  
D572,400 S \* 7/2008 Benensohn ..... D26/76  
D584,444 S \* 1/2009 Lipson ..... D26/85  
D617,935 S \* 6/2010 Miletich et al. .... D26/76  
D633,640 S \* 3/2011 Wauters ..... D26/85  
D637,338 S \* 5/2011 Kong et al. .... D26/88

\* cited by examiner

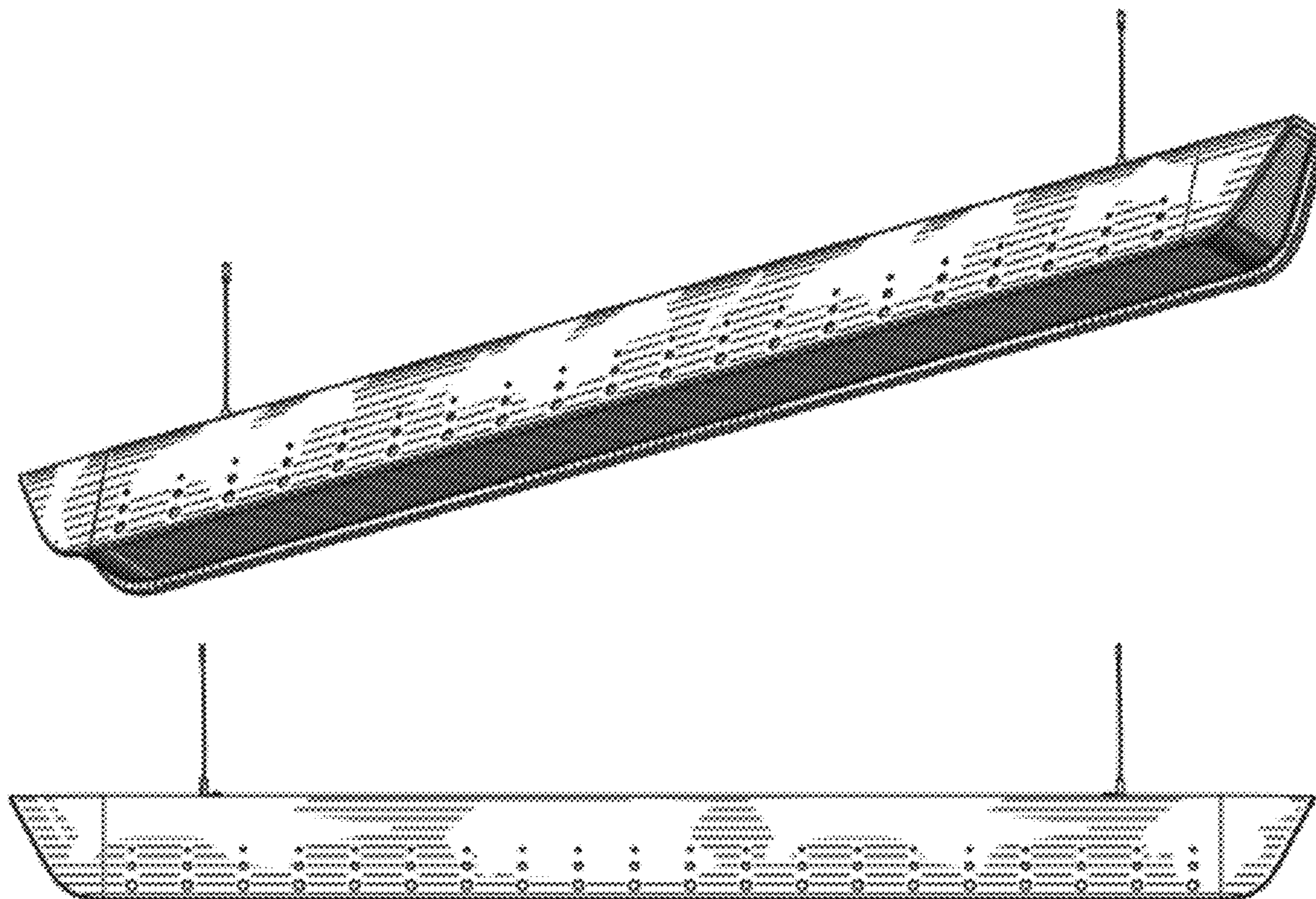
*Primary Examiner* — Clare E Heflin

(57) **CLAIM**  
The ornamental design for a luminaire, as shown.

**DESCRIPTION**

FIG. 1 is a perspective view showing my design;  
FIG. 2 is a front elevational view thereof;  
FIG. 3 is a rear elevational view thereof;  
FIG. 4 is a right side elevational view thereof;  
FIG. 5 is a left side elevational view thereof;  
FIG. 6 is a top plan view thereof; and,  
FIG. 7 is a bottom plan view thereof.  
The broken lines in FIG. 6 depict structural portions of the luminaire that form no part of the claimed design.

**1 Claim, 4 Drawing Sheets**



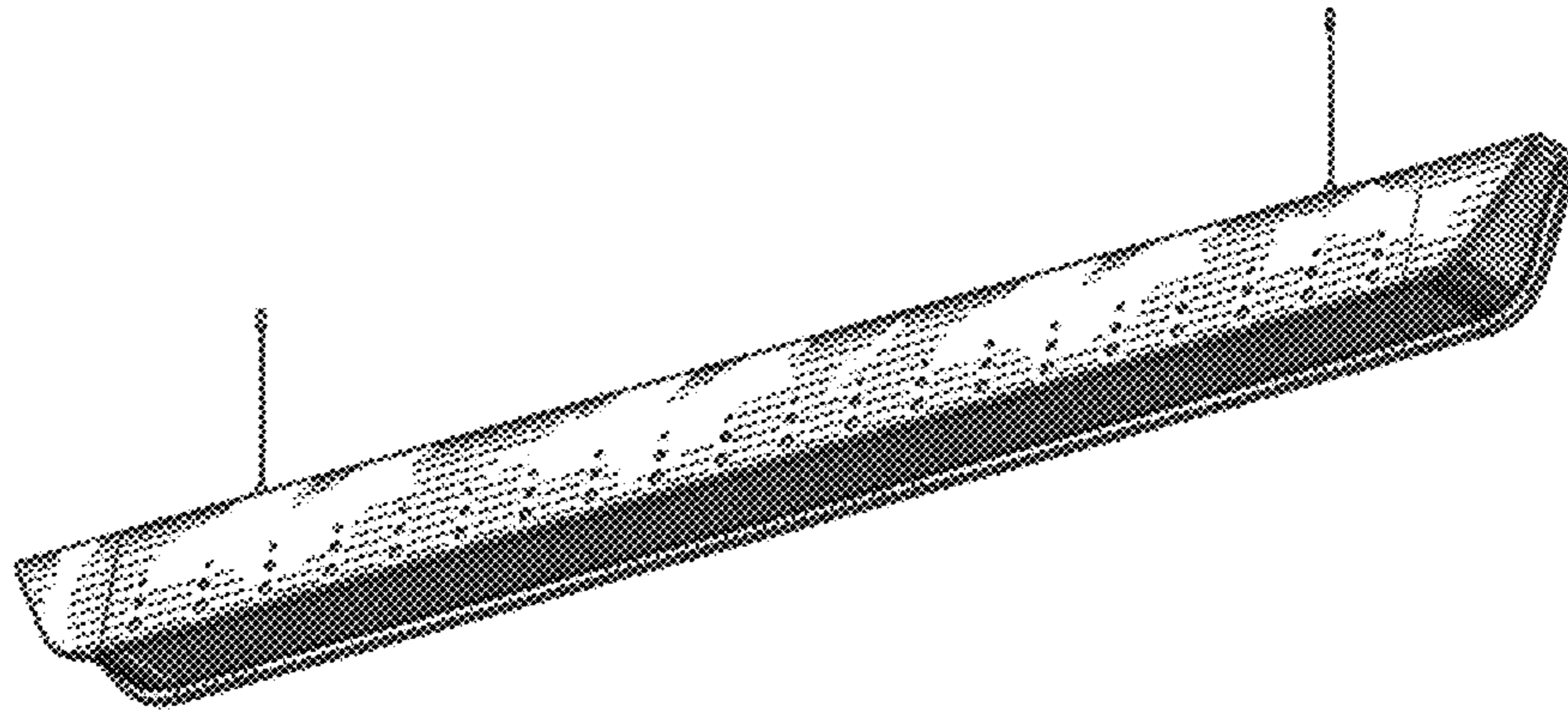


FIG. 1




FIG. 2




FIG. 3

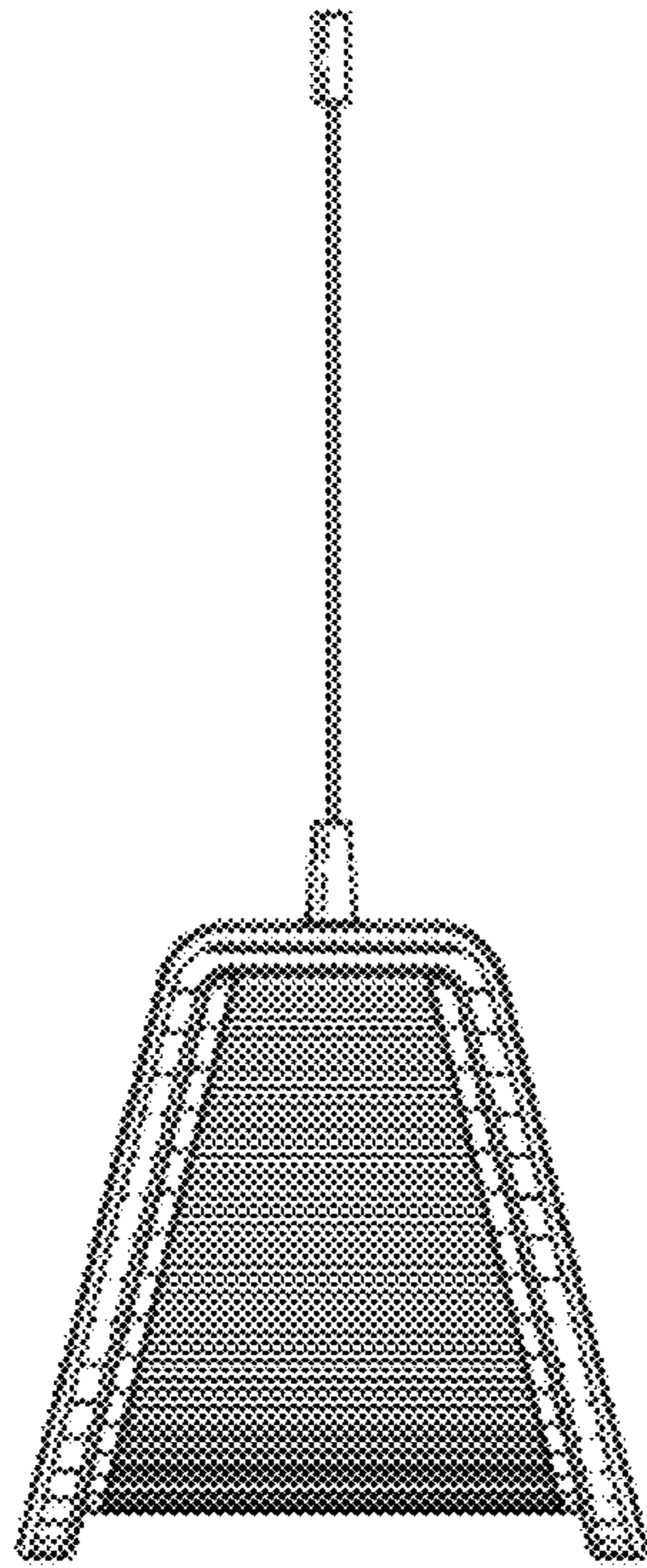


FIG. 4

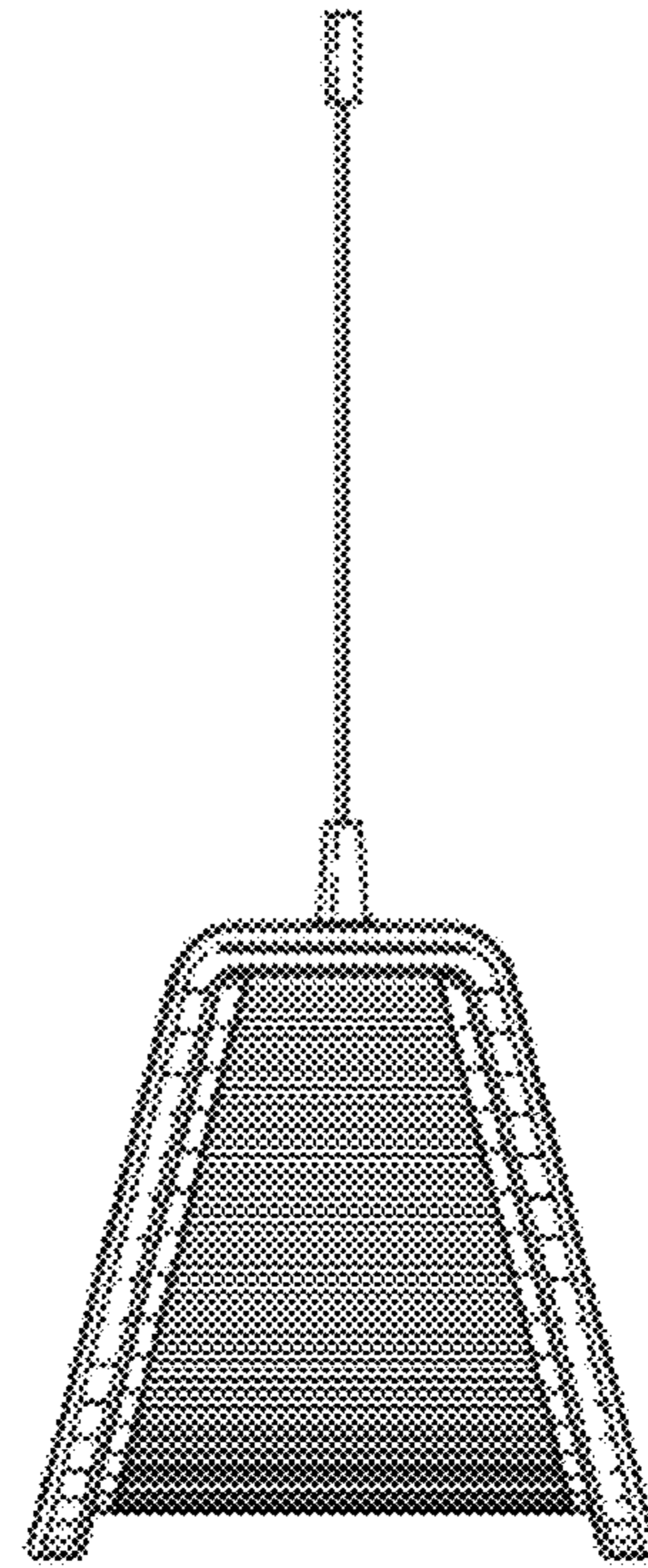


FIG. 5




FIG. 6




FIG. 7