

US00D664277S

(12) **United States Design Patent**
Reo

(10) **Patent No.:** **US D664,277 S**

(45) **Date of Patent:** **** Jul. 24, 2012**

(54) **BOLLARD LUMINAIRE**

(75) Inventor: **Ann Marie Reo**, Wilmette, IL (US)

(73) Assignee: **Cooper Technologies Company**,
Houston, TX (US)

(**) Term: **14 Years**

(21) Appl. No.: **29/391,885**

(22) Filed: **May 13, 2011**

(51) **LOC (9) Cl.** **26-05**

(52) **U.S. Cl.** **D26/68**

(58) **Field of Classification Search** D26/67-71,
D26/85, 92, 107; 362/147, 157, 183, 186,
362/431, 432

See application file for complete search history.

(56) **References Cited**

U.S. PATENT DOCUMENTS

D190,523	S	*	6/1961	Garbarini	D26/68
D234,812	S	*	4/1975	Stentz	D26/67
D236,653	S	*	9/1975	Stewart	D26/104
D381,449	S	*	7/1997	Metcheat, III	D26/68
D398,412	S	*	9/1998	Metcheat, III	D26/68
D438,999	S	*	3/2001	Bossy	D26/68
D442,312	S	*	5/2001	Metcheat, III	D26/68
D443,094	S	*	5/2001	Landefeld	D26/68
D446,330	S	*	8/2001	Metcheat, III	D26/68
D571,495	S	*	6/2008	Berns et al.	D26/68
D597,695	S	*	8/2009	Dworschak	D26/68
D630,786	S	*	1/2011	Pan	D26/68
D630,787	S	*	1/2011	Pan	D26/68

* cited by examiner

Primary Examiner — Clare E Heflin

(74) *Attorney, Agent, or Firm* — King & Spalding LLP


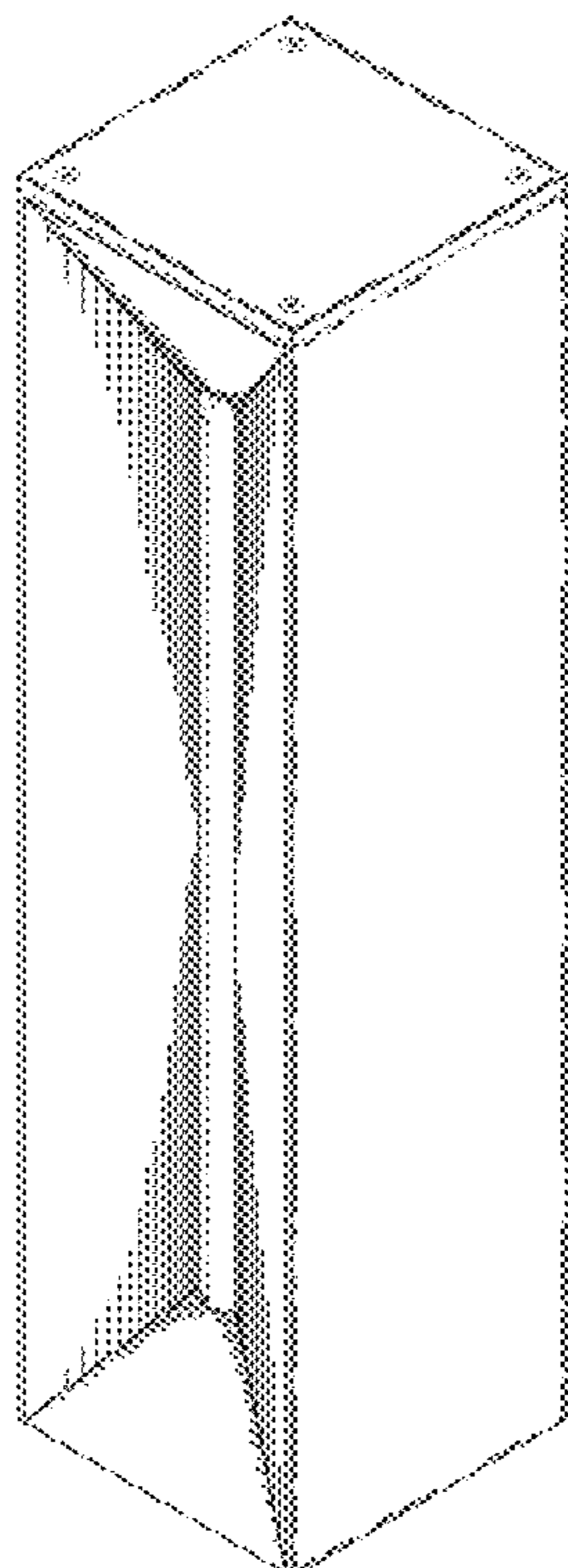
(57) **CLAIM**

The ornamental design for a bollard luminaire, as shown and described.

DESCRIPTION

FIG. 1 is a perspective view of a bollard luminaire, showing my new design;
 FIG. 2 is a front elevation view thereof;
 FIG. 3 is a rear elevation view thereof;
 FIG. 4 is a right-side elevation view thereof;
 FIG. 5 is a left-side elevation view thereof;
 FIG. 6 is a top plan view thereof;
 FIG. 7 is a bottom plan view thereof;
 FIG. 8 is a perspective view of another new ornamental design for a bollard luminaire;
 FIG. 9 is a front elevation view of the luminaire of FIG. 8;
 FIG. 10 is a rear elevation view of the luminaire of FIG. 8;
 FIG. 11 is a right-side elevation view of the luminaire of FIG. 8;
 FIG. 12 is a left-side elevation view of the luminaire of FIG. 8;
 FIG. 13 is a top plan view of the luminaire of FIG. 8; and,
 FIG. 14 is a bottom plan view of the luminaire of FIG. 8.
 The broken lines shown represent unclaimed subject matter and form no part of the claimed design.

1 Claim, 8 Drawing Sheets






FIG. 1

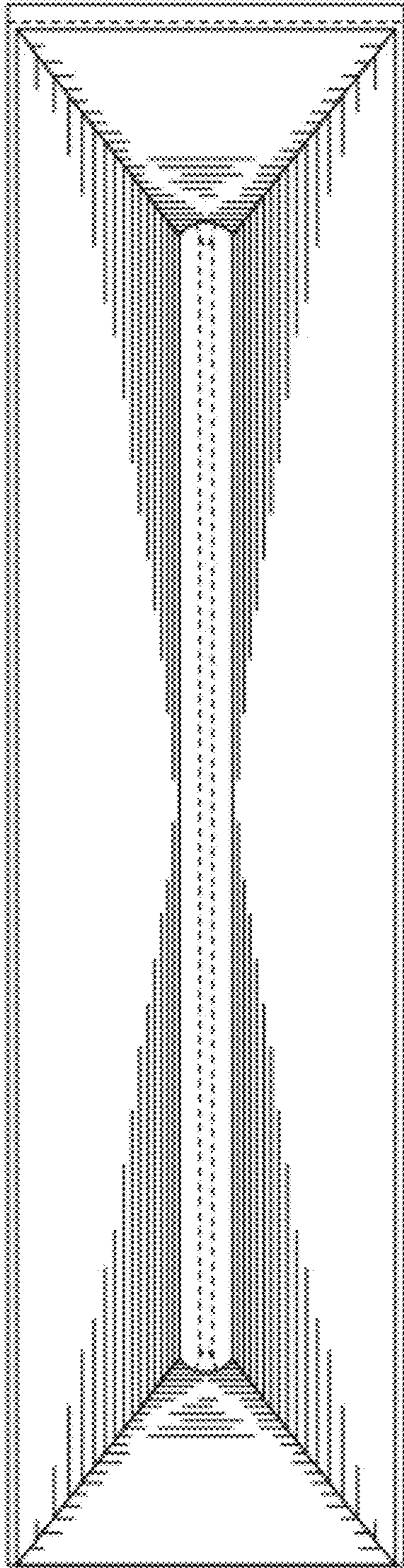


FIG. 2




FIG. 3




FIG. 4




FIG. 5




FIG. 6

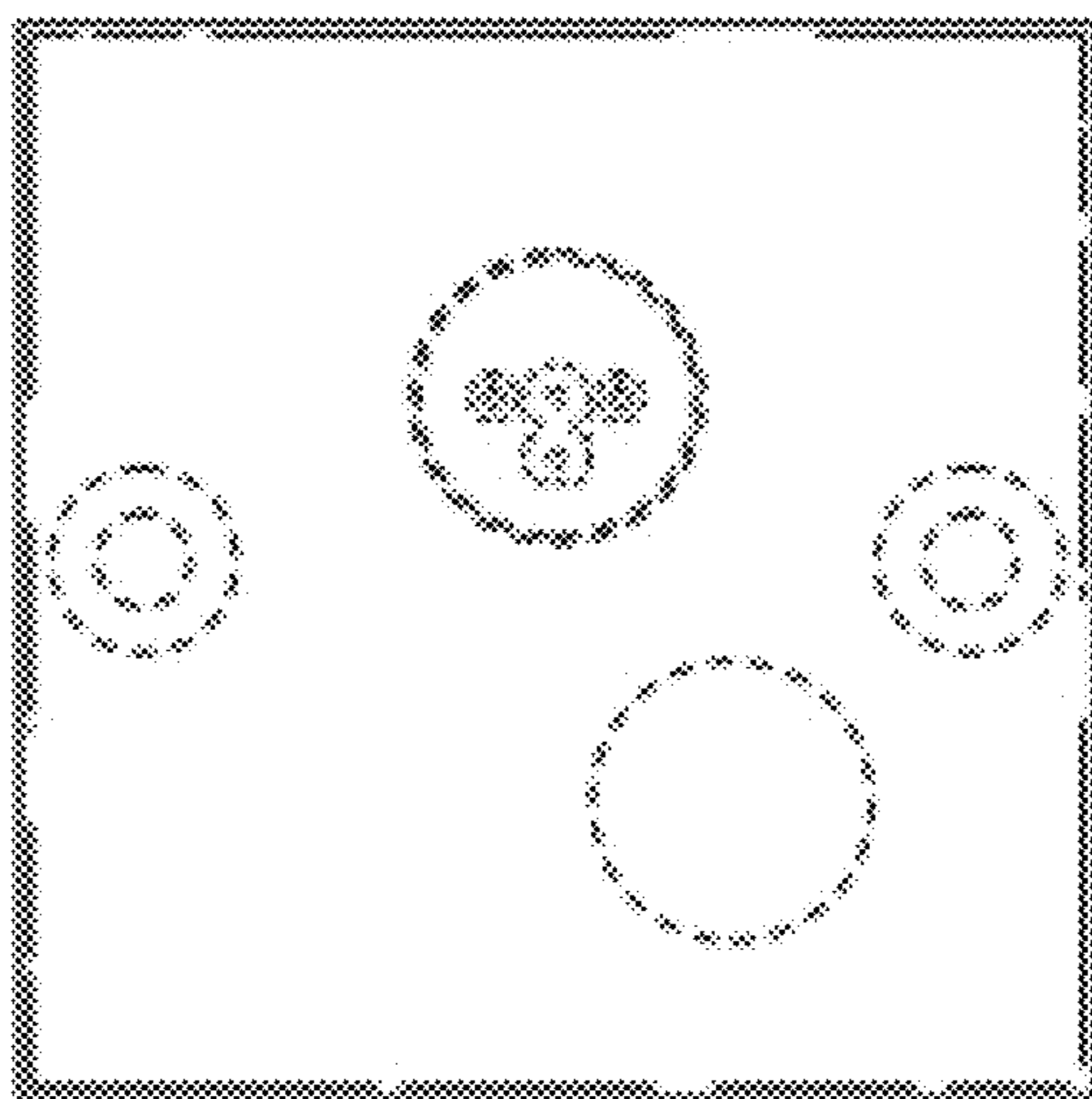


FIG. 7

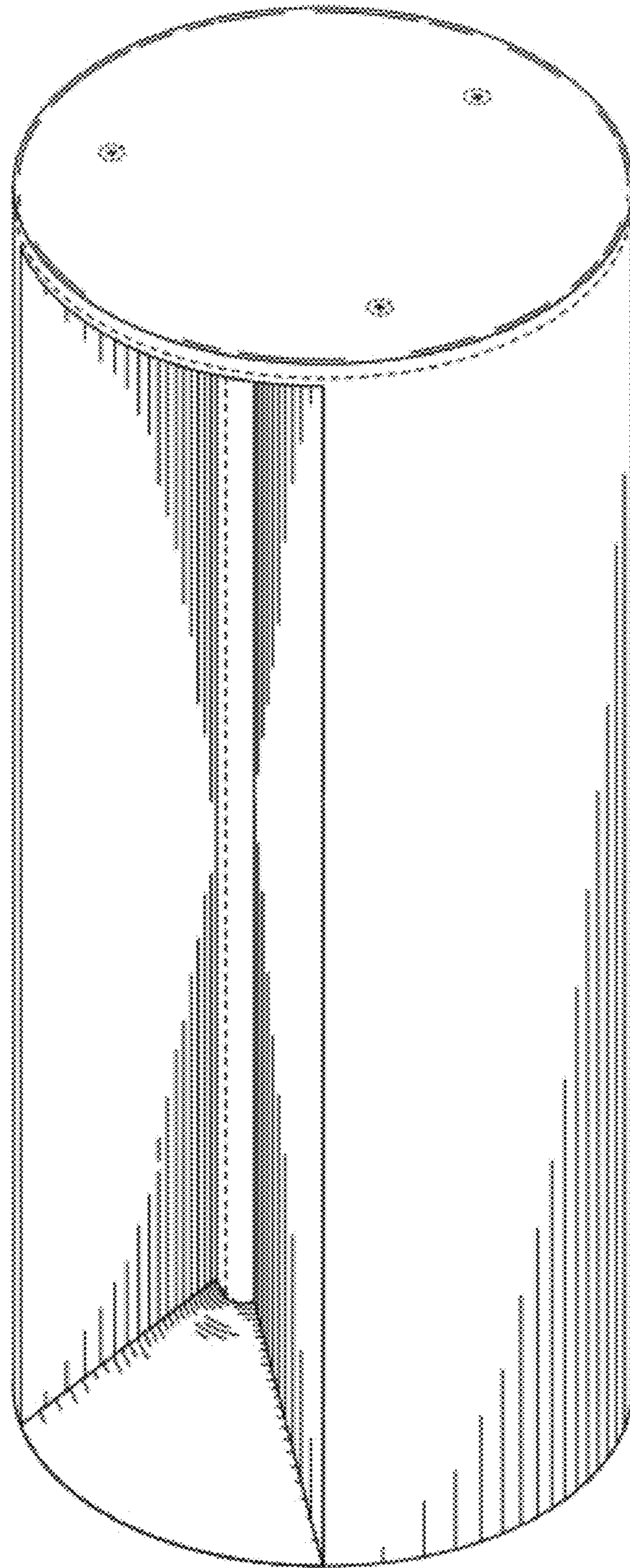


FIG. 8

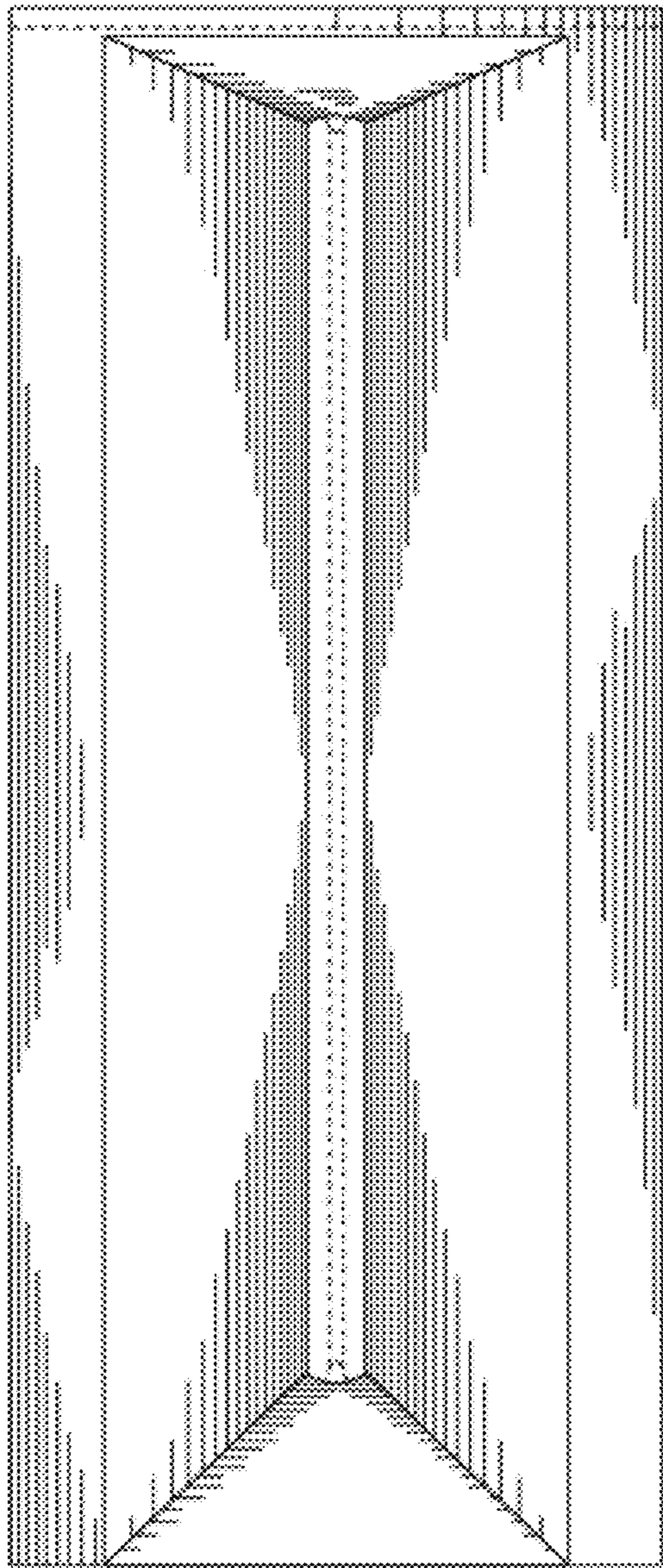


FIG. 9



FIG. 10




FIG. 11



FIG. 12

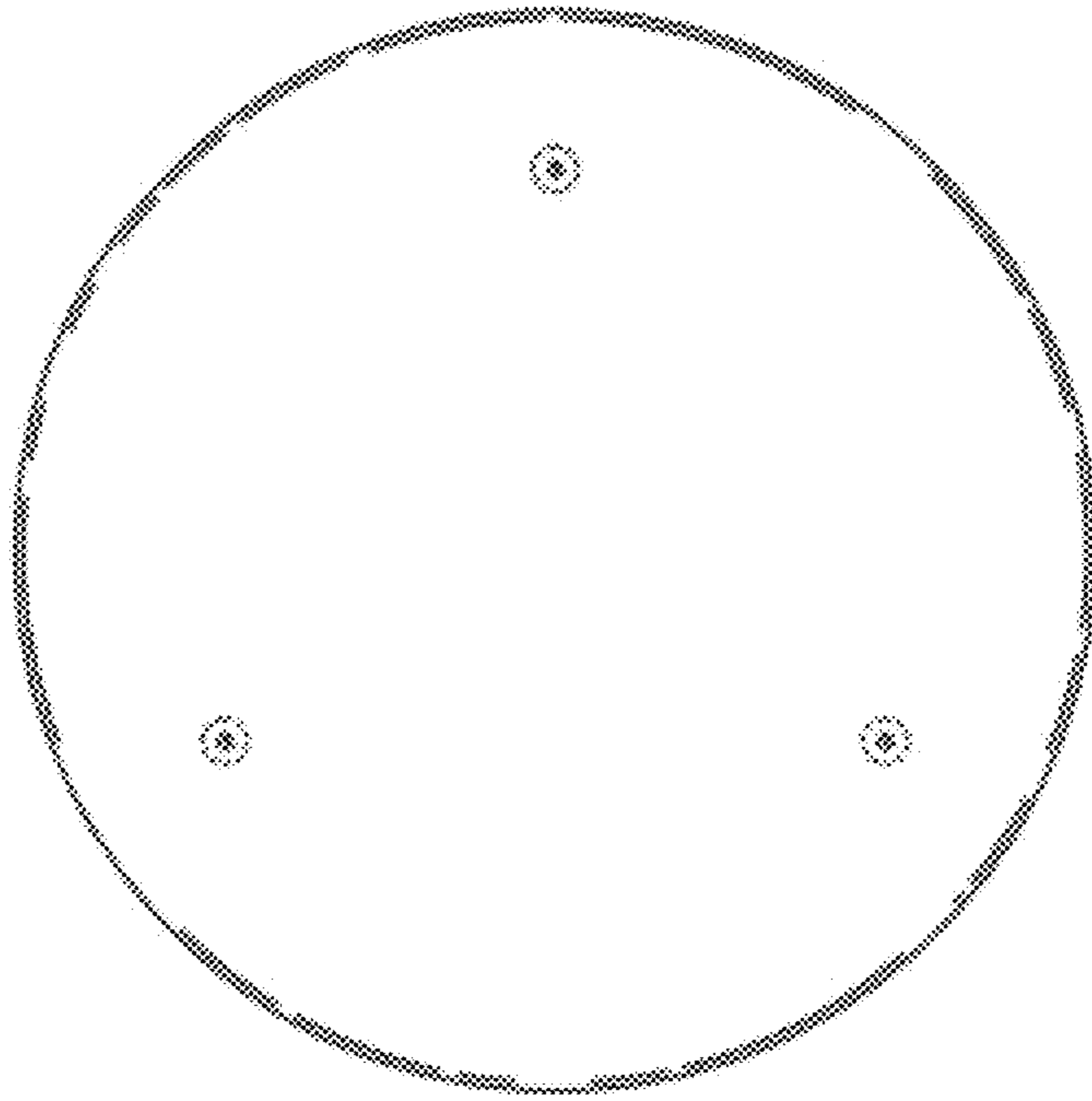


FIG. 13

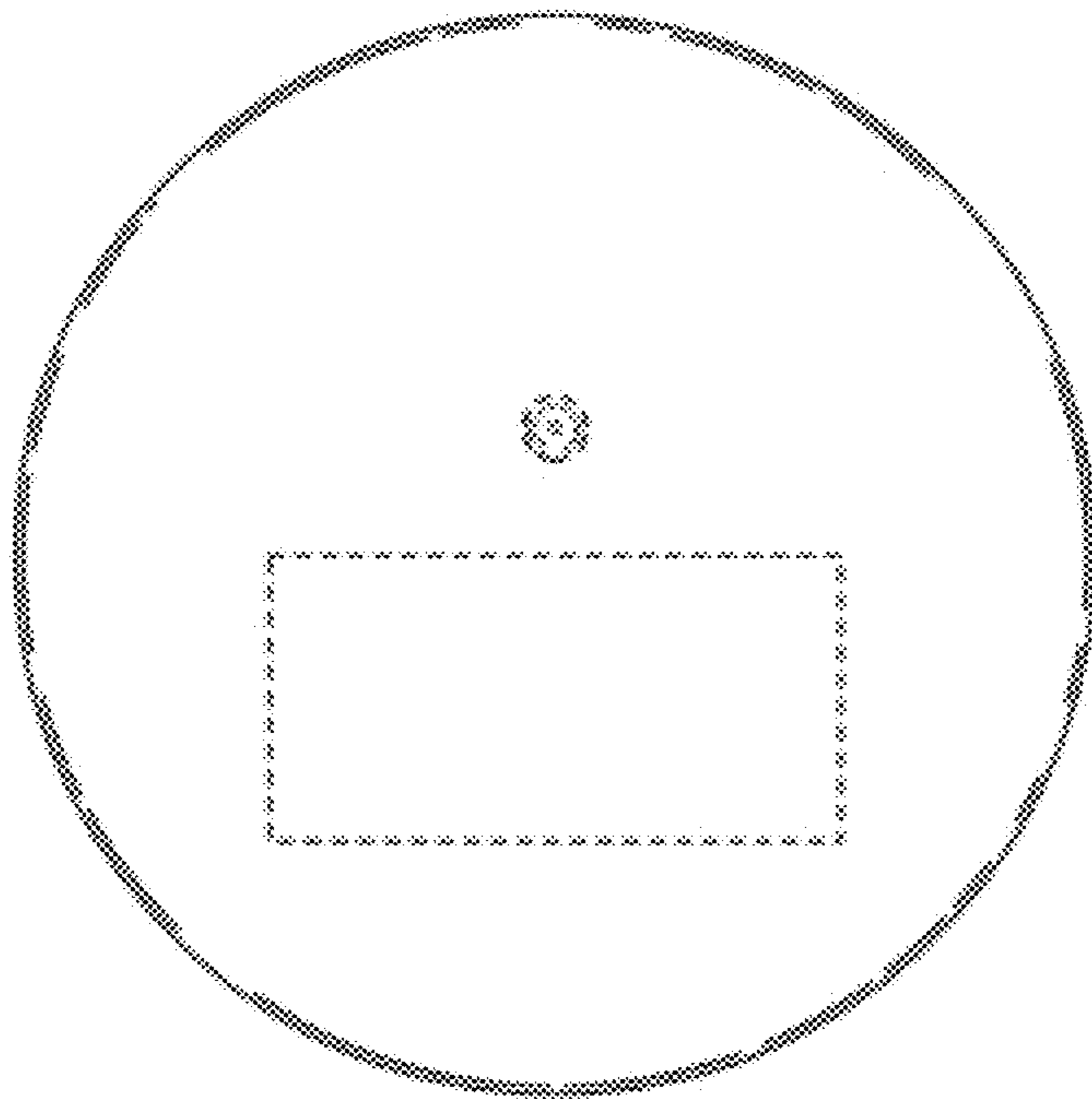


FIG. 14