



US00D664251S

(12) **United States Design Patent**
Ruiz, Sr. et al.

(10) **Patent No.:** **US D664,251 S**
(45) **Date of Patent:** **** Jul. 24, 2012**

(54) **DISPENSING APPLICATOR WITH A
TAPERED ELONGATE HANDLE**

(75) Inventors: **Rafael Ruiz, Sr.**, Hudson, NC (US);
Sheng Zhang, Hickory, NC (US);
Martin Krauss, Fort Myers, FL (US)

(73) Assignee: **Adhezion Biomedical, LLC**,
Wyomissing, PA (US)

(**) Term: **14 Years**

(21) Appl. No.: **29/405,413**

(22) Filed: **Nov. 2, 2011**

(51) **LOC (9) Cl.** **24-02**

(52) **U.S. Cl.** **D24/133; D28/7**

(58) **Field of Classification Search** D28/7,
D28/8, 20–22, 30–31, 76, 85, 99; 132/108,
132/202, 208, 317.32, 321–329; 401/202–207,
401/261–267; D9/723, 725–728; D24/112,
D24/119, 124, 133, 141, 152, 154, 207, 211,
D24/214, 215

See application file for complete search history.

(56) **References Cited**

U.S. PATENT DOCUMENTS

D274,697	S	7/1984	Venne	
D286,438	S *	10/1986	Lichtman et al.	D24/133
D300,118	S	3/1989	Venne et al.	
D302,338	S *	7/1989	Philippi	D24/119
4,844,250	A	7/1989	Holoubek et al.	
D307,191	S	4/1990	Blutenthal	
D364,923	S	12/1995	Chou	
D376,204	S	12/1996	Huculak et al.	
D376,422	S	12/1996	Bailey	
D379,508	S *	5/1997	Hudson et al.	D24/119
D390,117	S	2/1998	Kan et al.	
D414,688	S	10/1999	Loeb et al.	
D418,246	S *	12/1999	Turri	D28/7
D429,847	S	8/2000	Lang	
D430,298	S	8/2000	Holms	
D441,447	S	5/2001	Hjertman et al.	

D443,930	S	6/2001	Nestenborg	
6,371,673	B1 *	4/2002	Gueret	401/31
6,981,664	B1	1/2006	Fugere	
D540,470	S	4/2007	Boone et al.	
D543,469	S	5/2007	Py et al.	
D545,430	S *	6/2007	Tsaur	D24/119
D550,283	S	9/2007	Koreska	
D559,385	S	1/2008	Boone et al.	
D561,046	S	2/2008	Kerman	
D570,708	S	6/2008	Kerman	
D599,014	S	8/2009	Boone et al.	
7,785,026	B2	8/2010	Eng et al.	
D631,957	S *	2/2011	Perez et al.	D24/119
D641,469	S	7/2011	Ruiz, Sr. et al.	
2008/0033280	A1	2/2008	Lubock et al.	
2010/0274258	A1	10/2010	Silvestrini et al.	
2011/0028883	A1	2/2011	Juan, Jr. et al.	

* cited by examiner

Primary Examiner — Zenia Bennett

(74) *Attorney, Agent, or Firm* — Stradley, Ronon, Stevens & Young, LLP

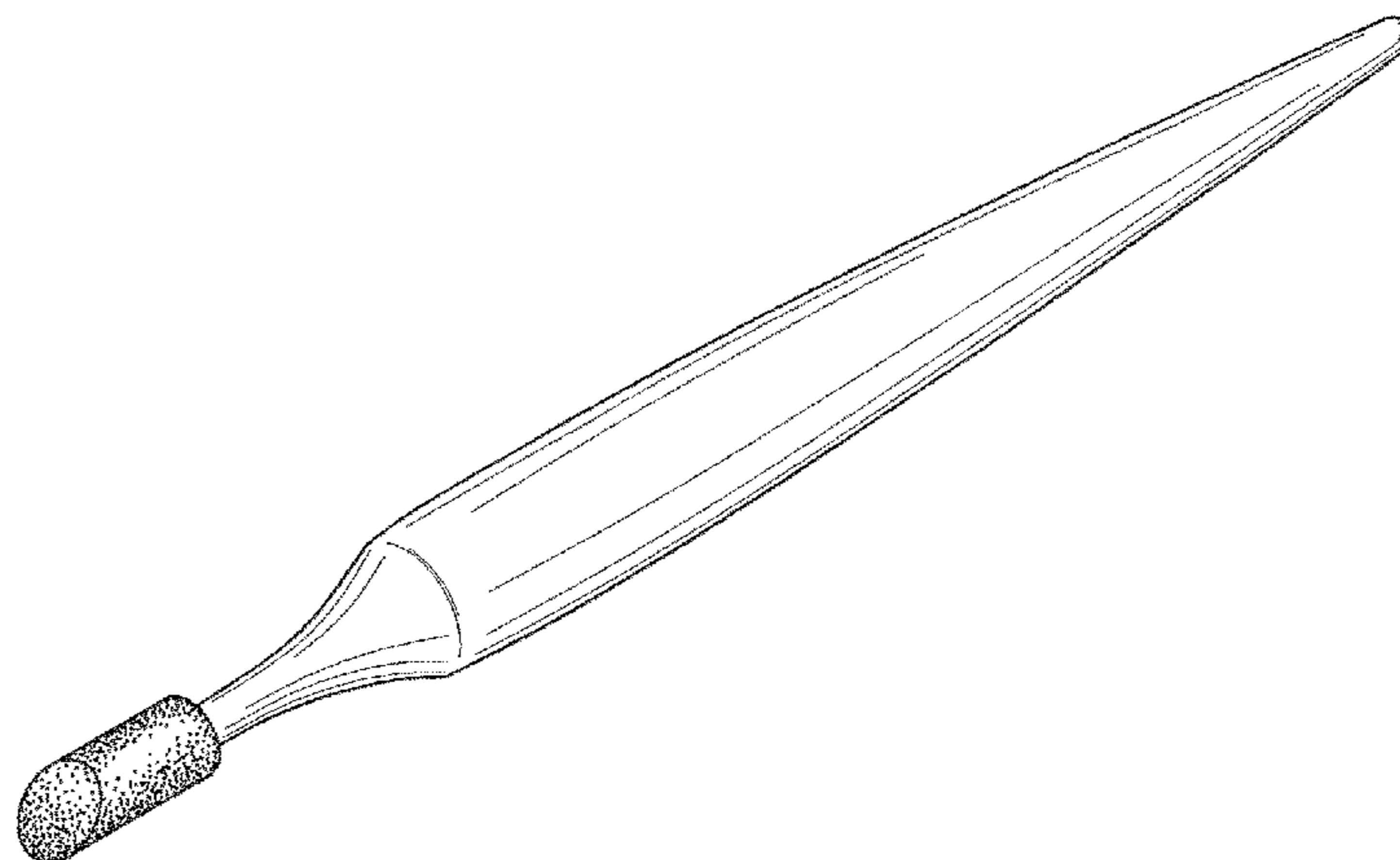
(57) **CLAIM**

The ornamental design for a dispensing applicator with a tapered elongate handle, as shown and described.

DESCRIPTION

FIG. 1 is a perspective view of the ornamental design for the dispensing applicator;
 FIG. 2 is a second perspective view of the ornamental design for the dispensing applicator
 FIG. 3 is a side view of the ornamental design for the dispensing applicator;
 FIG. 4 is a top view of the ornamental design for the dispensing applicator;
 FIG. 5 is a bottom view of the ornamental design for the dispensing applicator;
 FIG. 6 is a front view of the ornamental design for the dispensing applicator; and,
 FIG. 7 is a rear view of the ornamental design for the dispensing applicator.

1 Claim, 4 Drawing Sheets



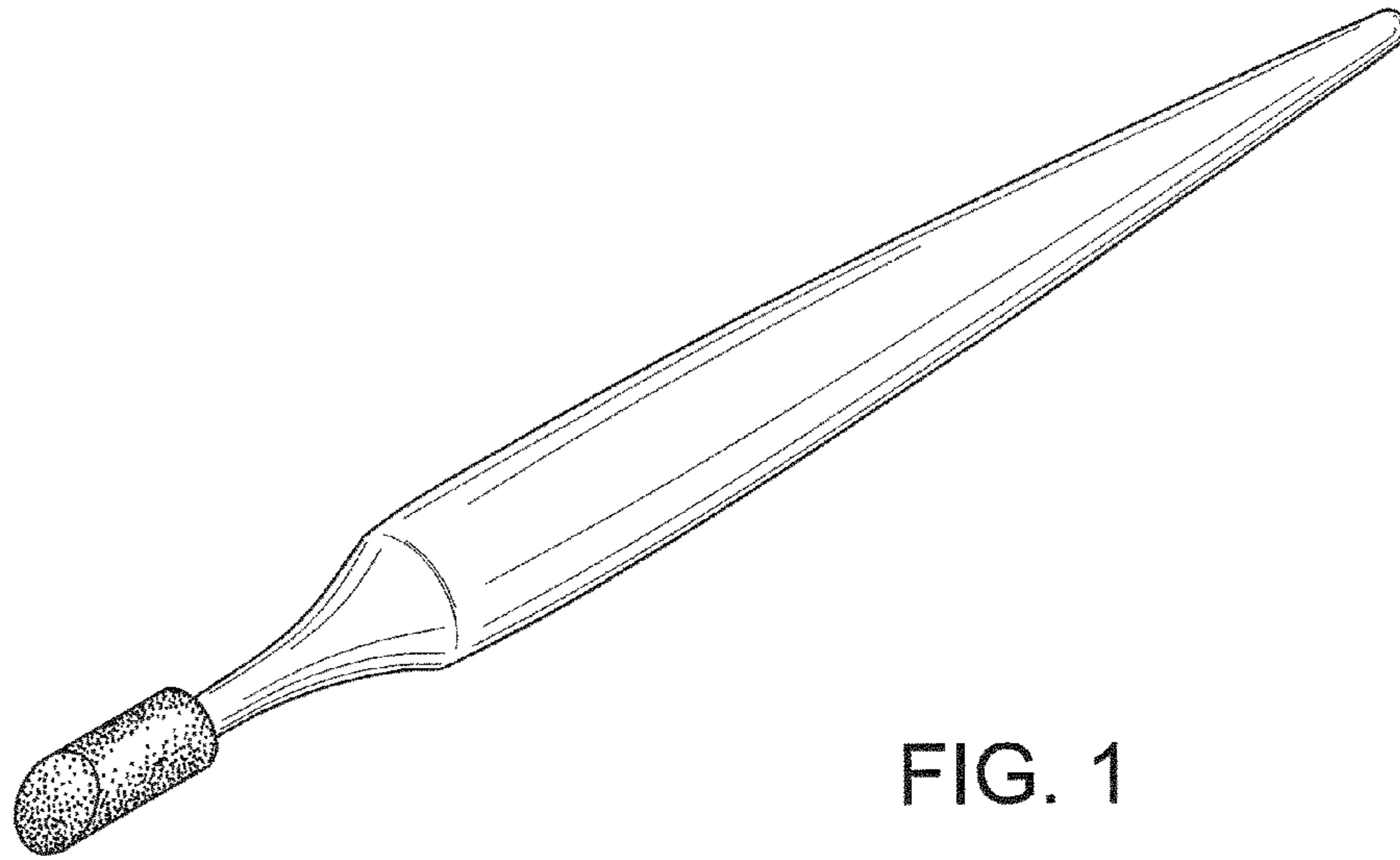


FIG. 1

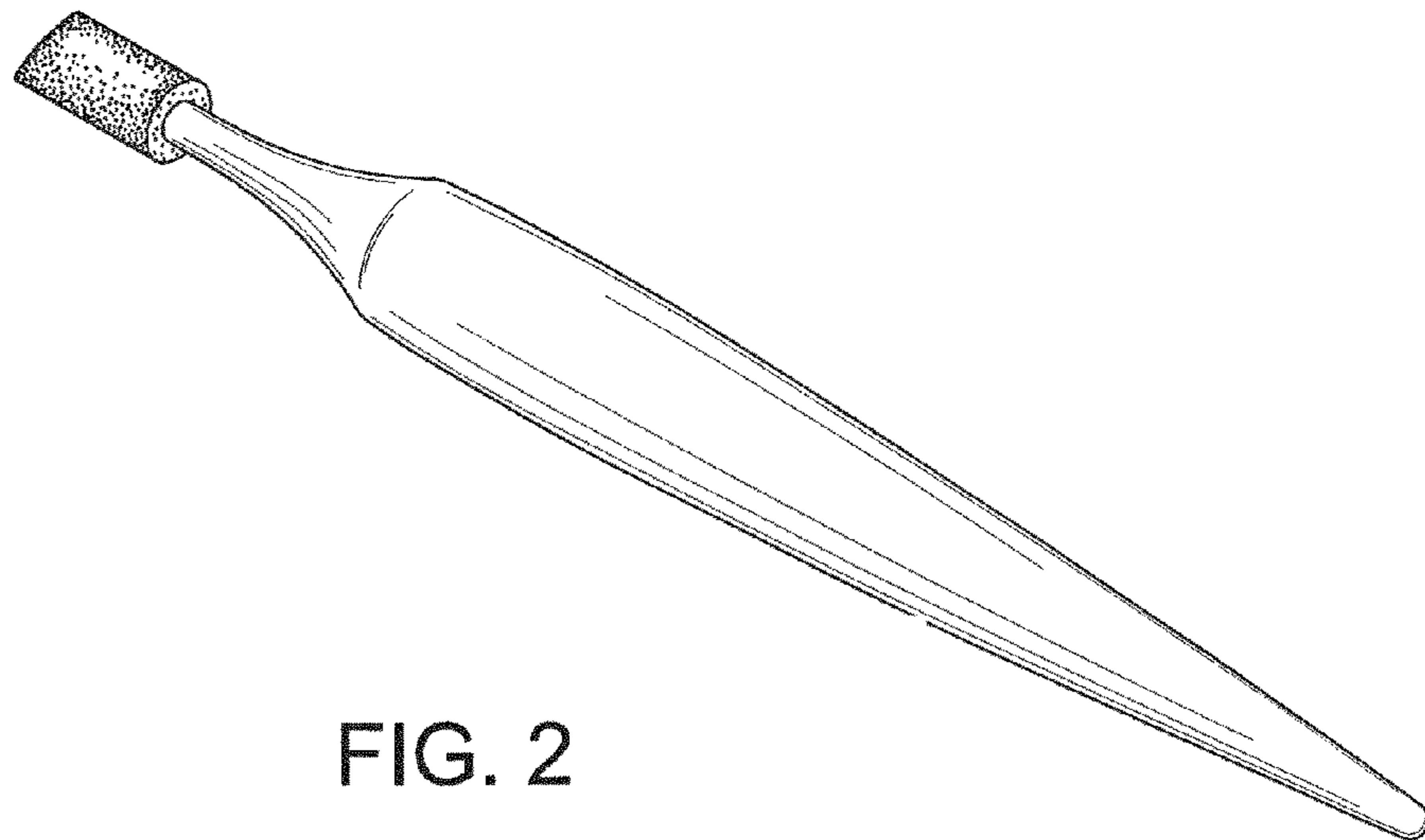


FIG. 2




FIG. 3




FIG. 4



FIG. 5

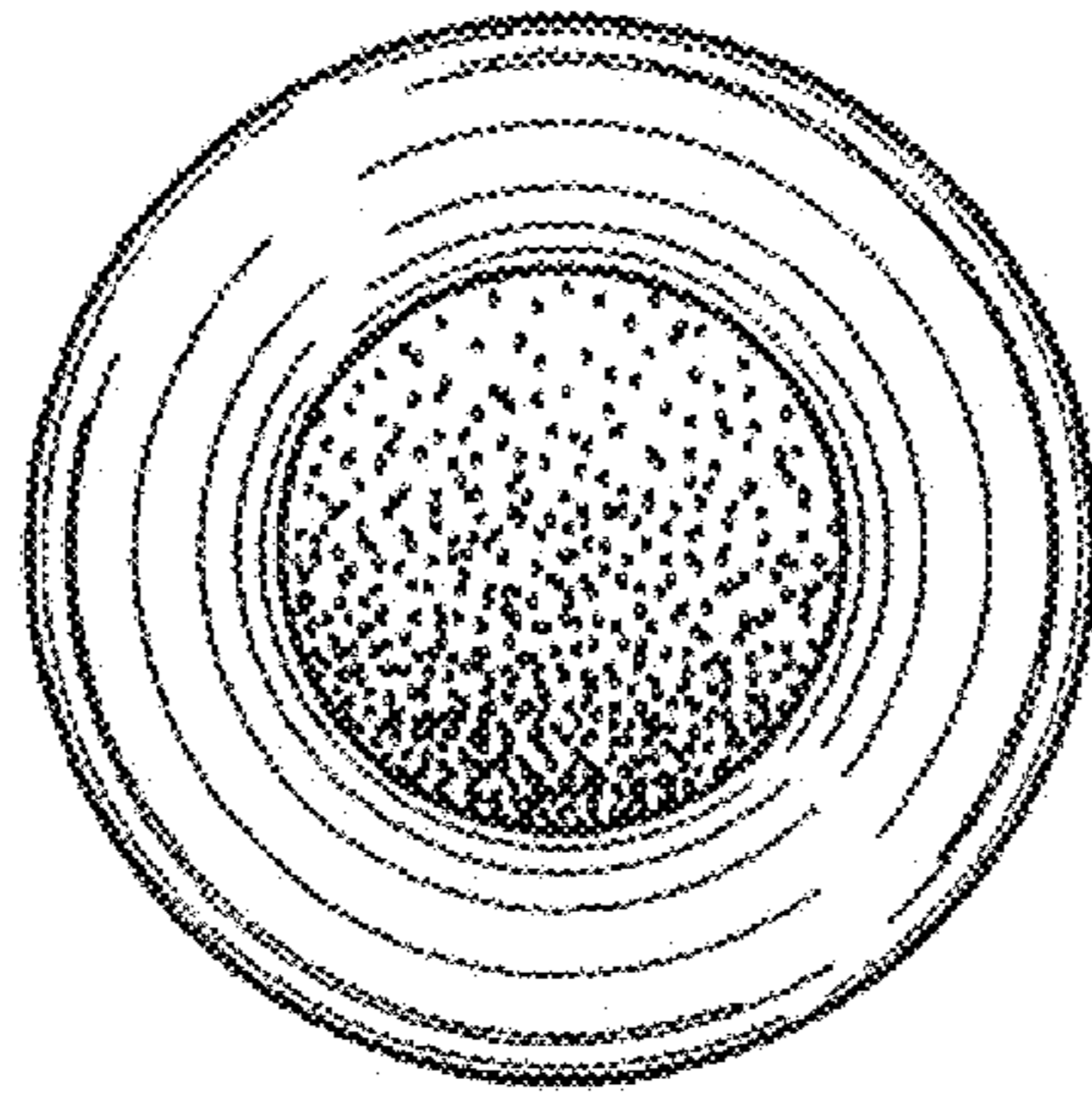


FIG. 6

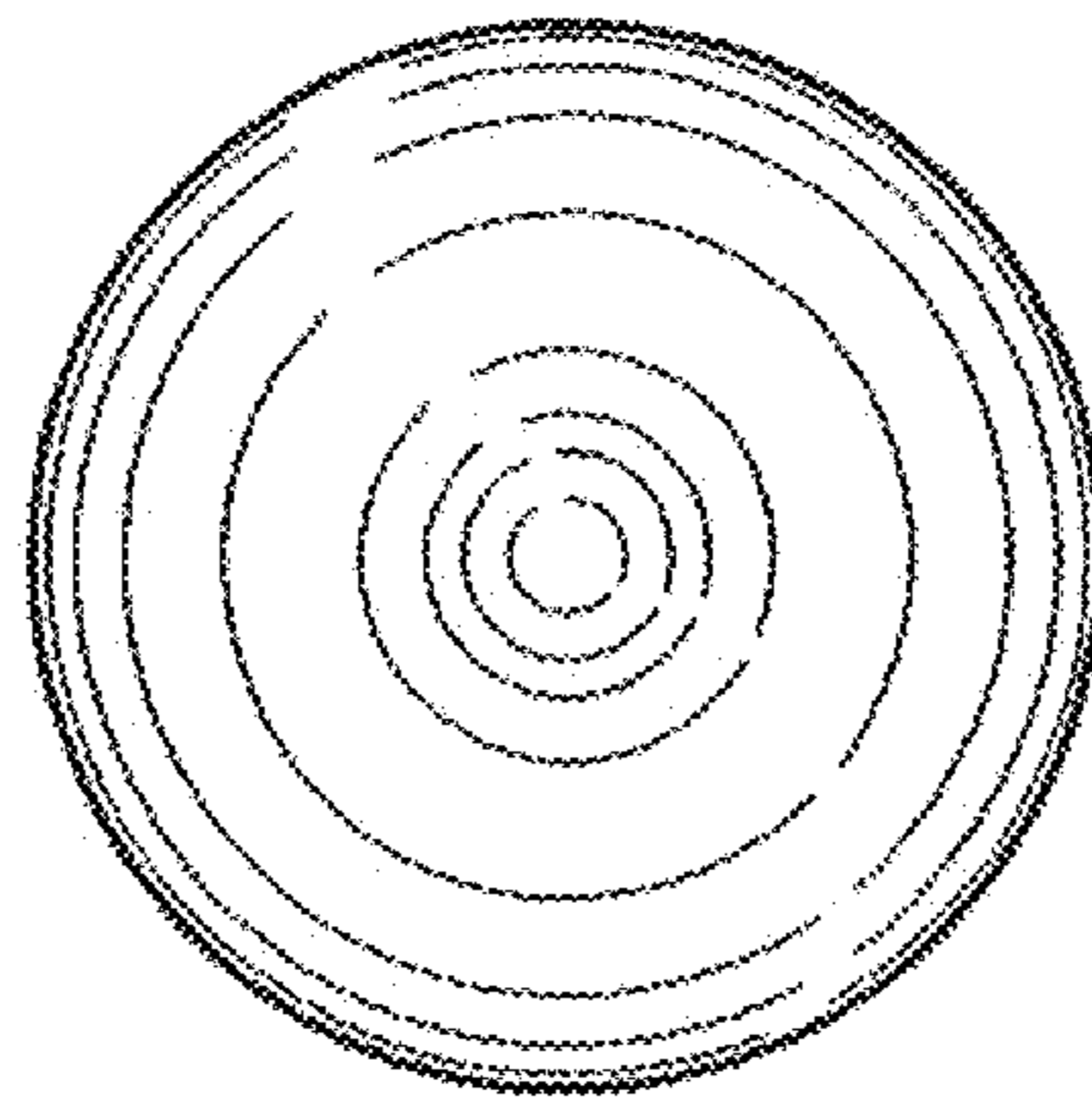


FIG. 7