



US00D664248S

(12) **United States Design Patent**  
**Huang et al.**

(10) **Patent No.:** **US D664,248 S**

(45) **Date of Patent:** **\*\* Jul. 24, 2012**

(54) **VERTICALLY-ORIENTED AIR PURIFYING AND HUMIDIFYING APPARATUS**

(75) Inventors: **Ping Huang**, Tainan (TW); **Ying-Pin Huang**, Tainan (TW); **Chia-Chang Lee**, Tainan (TW)

(73) Assignee: **Hung Hsing Electric Co., Ltd.**, Tainan (TW)

(\*\*) Term: **14 Years**

(21) Appl. No.: **29/412,566**

(22) Filed: **Feb. 6, 2012**

(51) **LOC (9) Cl.** ..... **23-04**

(52) **U.S. Cl.** ..... **D23/364**

(58) **Field of Classification Search** ..... D23/355-366, D23/352, 369, 332, 333, 335, 336, 342, 351; 422/120, 122; 55/356, 473, 504; 96/97; 261/DIG. 17, DIG. 65, DIG. 88, DIG. 31  
See application file for complete search history.

(56) **References Cited**

**U.S. PATENT DOCUMENTS**

D577,427 S *	9/2008	Spiegel	.....	D23/364
D588,686 S *	3/2009	Spiegel	.....	D23/364
D593,669 S *	6/2009	Daelemans et al.	.....	D23/366
D594,947 S *	6/2009	Lewis	.....	D23/335

D603,949 S *	11/2009	Campbell et al.	.....	D23/364
D604,824 S *	11/2009	Paolazzi et al.	.....	D23/366
D633,993 S *	3/2011	Lewis	.....	D23/335
D634,415 S *	3/2011	Abbondanzio et al.	.....	D23/366
7,922,104 B2 *	4/2011	Zlotnik et al.	.....	422/120
D638,923 S *	5/2011	Choi	.....	D23/364
D642,253 S *	7/2011	Poves et al.	.....	D23/366
D650,472 S *	12/2011	Petersen	.....	D23/364
D654,581 S *	2/2012	Deflorian et al.	.....	D23/366

\* cited by examiner

*Primary Examiner* — David Muller

(74) *Attorney, Agent, or Firm* — Rosenberg, Klein & Lee

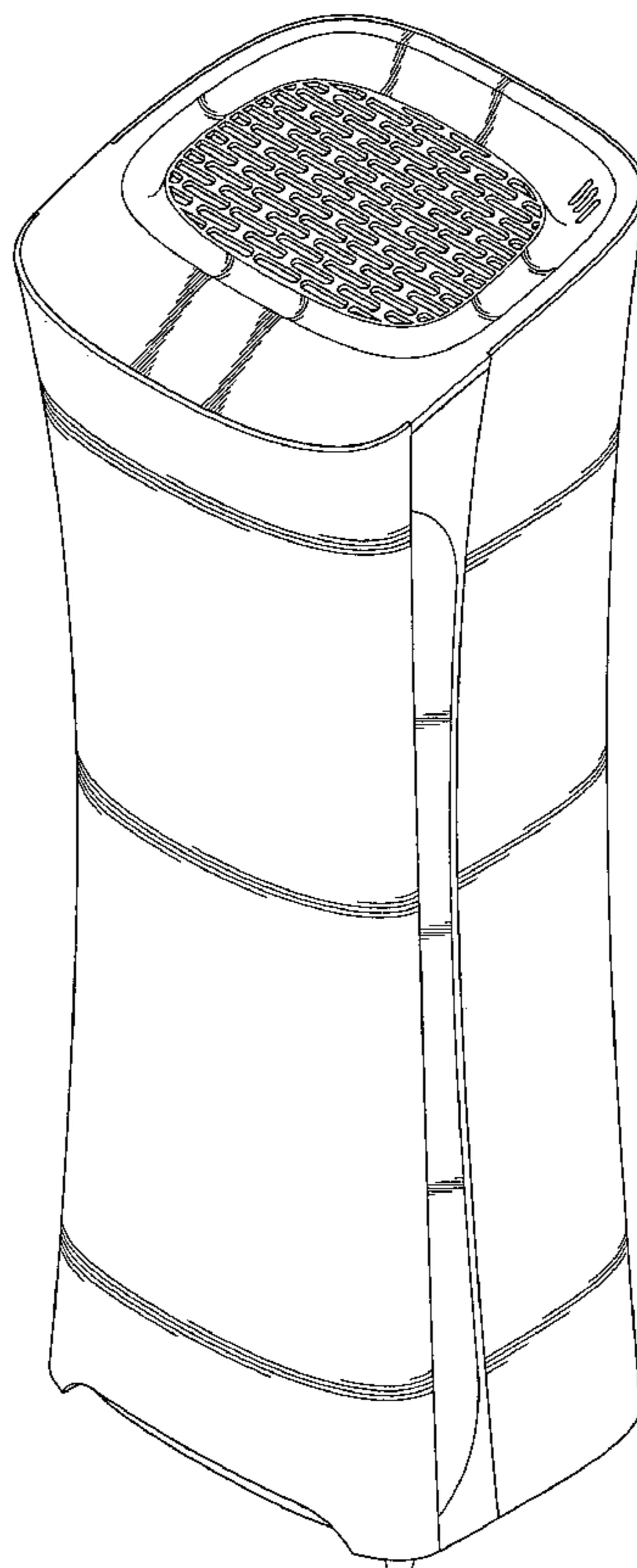
(57) **CLAIM**

The ornamental design for a vertically-oriented air purifying and humidifying apparatus, as shown and described.

**DESCRIPTION**

FIG. 1 is a perspective view of a vertically-oriented air purifying and humidifying apparatus showing our new design; FIG. 2 is a front elevational view thereof; FIG. 3 is a rear elevational view thereof; FIG. 4 is a left side elevational view thereof; FIG. 5 is a right side elevational view thereof; FIG. 6 is a top plan view thereof; and, FIG. 7 is a bottom plan view thereof.

**1 Claim, 7 Drawing Sheets**



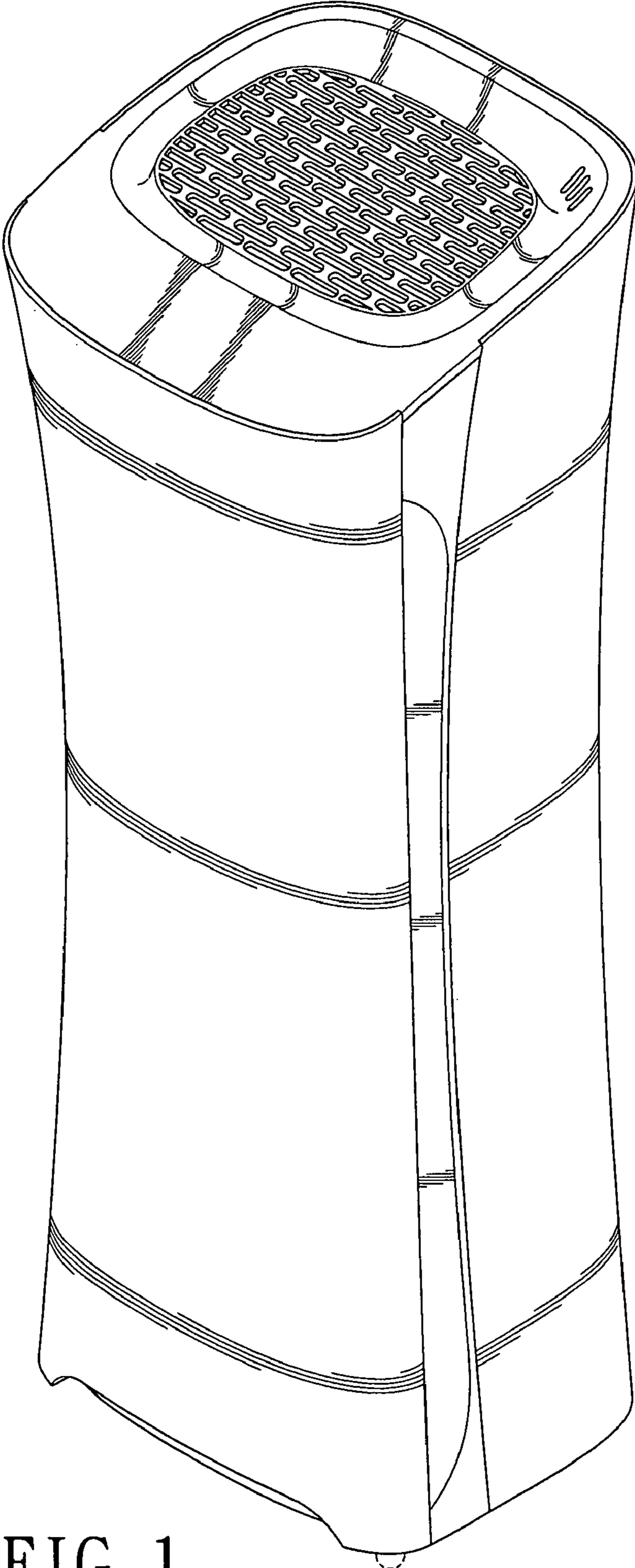


FIG. 1




FIG. 2




FIG. 3

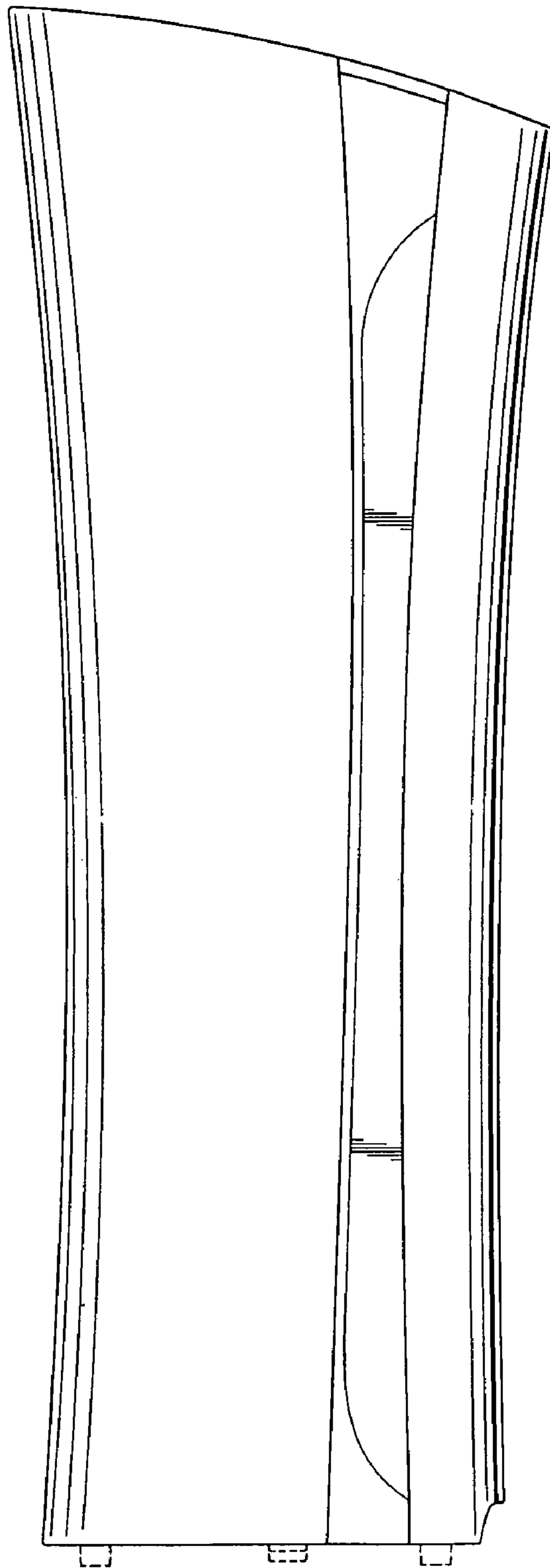


FIG. 4

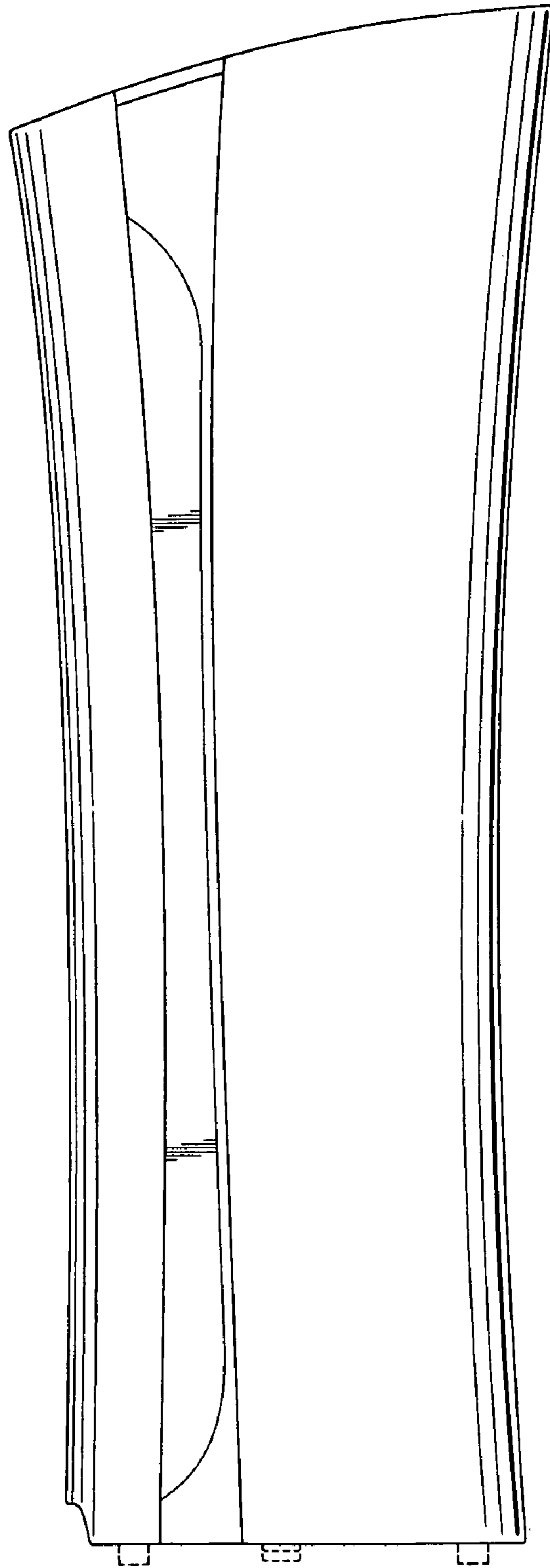


FIG. 5

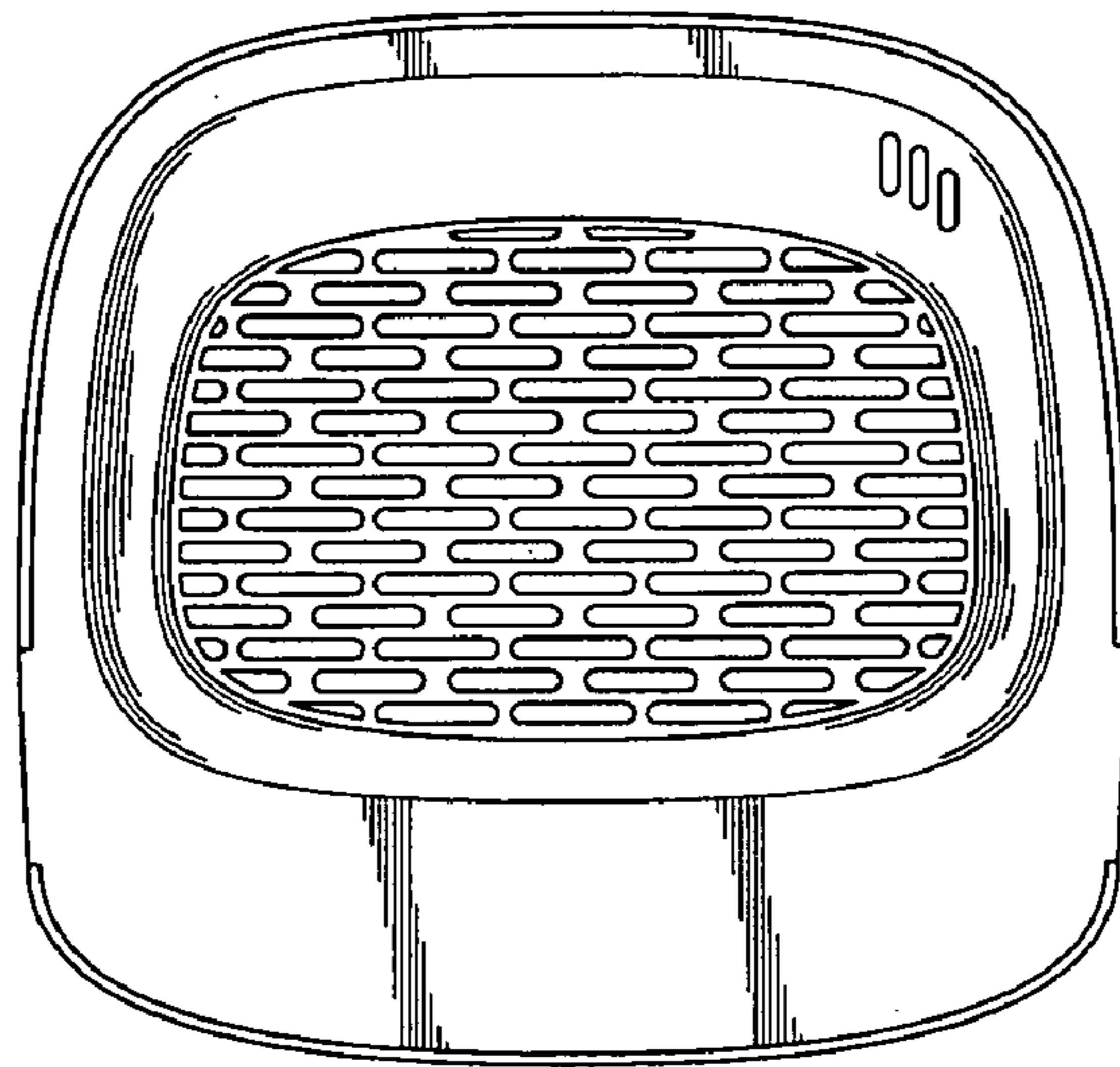


FIG. 6

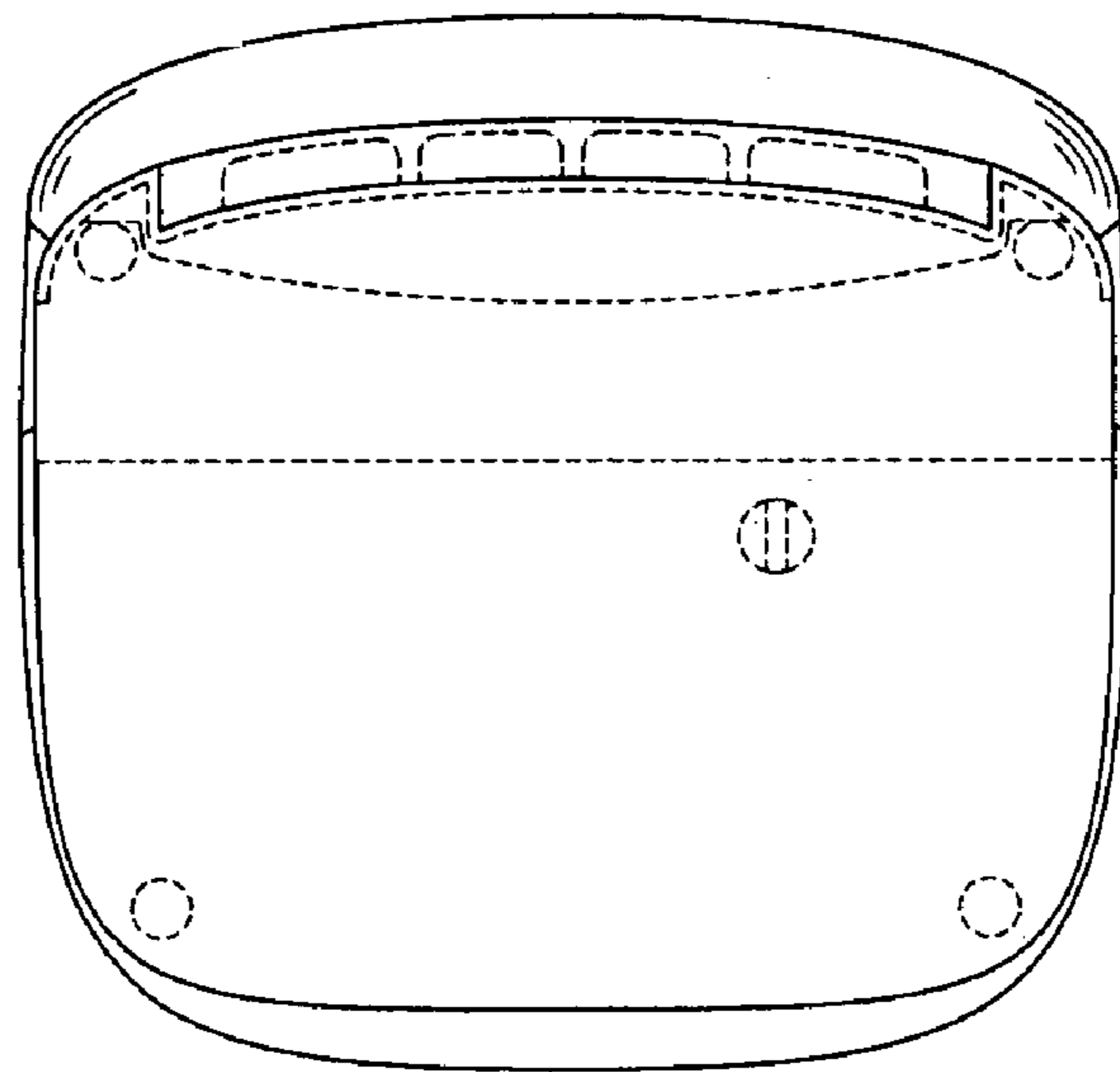


FIG. 7