



US00D664214S

(12) **United States Design Patent**
Yuen

(10) **Patent No.:** **US D664,214 S**
(45) **Date of Patent:** **** Jul. 24, 2012**

(54) **TOY RADIO CONTROL UFO**
(75) Inventor: **Terry Shiu Hang Yuen**, Kowloon (HK)
(73) Assignee: **Hobbyengine Model Ltd.**, Hong Kong (HK)
(**) Term: **14 Years**
(21) Appl. No.: **29/377,090**
(22) Filed: **Oct. 15, 2010**

7,255,623 B2 * 8/2007 Davis 446/36
7,407,424 B2 * 8/2008 Choi 446/37
7,959,104 B2 * 6/2011 Kuntz 446/36
2002/0142699 A1 * 10/2002 Davis 446/37

* cited by examiner

Primary Examiner — Sandra Morris

(74) *Attorney, Agent, or Firm* — Baker & McKenzie LLP

(30) **Foreign Application Priority Data**

Apr. 16, 2010 (HK) 1000687

(51) **LOC (9) Cl.** **21-01**
(52) **U.S. Cl.** **D21/441**
(58) **Field of Classification Search** D12/328;
D21/436, 441-444; 446/34, 36-37
See application file for complete search history.

(56) **References Cited**

U.S. PATENT DOCUMENTS

4,065,873 A * 1/1978 Jones 446/37
D261,538 S * 10/1981 Sides D21/441
D364,898 S * 12/1995 Davidson D21/441
6,550,715 B1 * 4/2003 Reynolds et al. 446/37
D496,695 S * 9/2004 Davis D21/444
6,811,460 B1 * 11/2004 Tilbor et al. 446/34
D539,358 S * 3/2007 Shi D21/441


(57) **CLAIM**

The ornamental design for a toy radio control UFO, as illustrated and described.

DESCRIPTION

FIG. 1 is a top perspective view of the toy radio control UFO in accordance with my design;
FIG. 2 is a second top perspective view of the toy radio control UFO shown in FIG. 1;
FIG. 3 is a third top perspective view of the toy radio control UFO shown in FIGS. 1-2;
FIG. 4 is a top view of the toy radio control UFO shown in FIGS. 1-3;
FIG. 5 is a side view of the toy radio control UFO shown in FIGS. 1-4;
FIG. 6 is a bottom view of the toy radio control UFO shown in FIGS. 1-5; and,
FIG. 7 is a bottom perspective view of the toy radio control UFO shown in FIGS. 1-6.

1 Claim, 7 Drawing Sheets






Fig. 1




Fig. 2




Fig. 3




Fig. 4




Fig. 5




Fig. 6




Fig. 7