

US00D664212S

(12) **United States Design Patent**  
**Sogabe**

(10) **Patent No.:** **US D664,212 S**  
(45) **Date of Patent:** **\*\* Jul. 24, 2012**

(54) **PORTABLE INFORMATION TERMINAL**

(75) Inventor: **Takashi Sogabe**, Tokyo (JP)

(73) Assignee: **Sony Computer Entertainment Inc.**,  
Tokyo (JP)

(\*\*) Term: **14 Years**

(21) Appl. No.: **29/371,706**

(22) Filed: **Jul. 22, 2011**

(30) **Foreign Application Priority Data**

Jan. 26, 2011 (JP) ..... D2011-001607

(51) **LOC (9) Cl.** ..... **21-01**

(52) **U.S. Cl.** ..... **D21/329; D14/356**

(58) **Field of Classification Search** ..... D21/324-333;  
D14/341-346, 356, 432, 496, 207.3, 203.7,  
D14/507, 399-401; 273/148 B; 463/1, 29-47;  
345/156-161, 168, 169, 172; 341/22, 23  
See application file for complete search history.

(56) **References Cited**

**U.S. PATENT DOCUMENTS**

- 4,423,792 A \* 1/1984 Cowan ..... 177/25.19
- 4,611,406 A \* 9/1986 Engstrom et al. .... 33/443
- 4,969,647 A \* 11/1990 Mical et al. .... 463/31
- 5,207,426 A \* 5/1993 Inoue et al. .... 463/36
- D417,664 S 12/1999 Goto
- D528,543 S \* 9/2006 Ogasawara ..... D14/356

- D529,493 S \* 10/2006 Ogasawara ..... D14/356
- D558,755 S \* 1/2008 Tanaka ..... D14/341
- D558,759 S \* 1/2008 Tanaka ..... D14/341
- D584,739 S \* 1/2009 Ahlgren ..... D14/496
- D620,055 S \* 7/2010 Yano ..... D21/329
- D620,056 S \* 7/2010 Yano ..... D21/329
- D622,245 S \* 8/2010 Okada et al. .... D14/138 G

\* cited by examiner

*Primary Examiner* — Prabhakar Deshmukh

(74) *Attorney, Agent, or Firm* — Rader, Fishman & Grauer  
PLLC

(57) **CLAIM**

The ornamental design for a portable information terminal, as shown and described.

**DESCRIPTION**

FIG. 1 is a front, top, left perspective view of a portable information terminal showing my new design;  
FIG. 2 is a front elevational view thereof;  
FIG. 3 is a left side elevational view thereof;  
FIG. 4 is a right side elevational view thereof;  
FIG. 5 is a top plan view thereof; and,  
FIG. 6 is a bottom plan view thereof.  
Portions in broken lines are for illustrative purposes only and form no part of the claimed design.

**1 Claim, 4 Drawing Sheets**

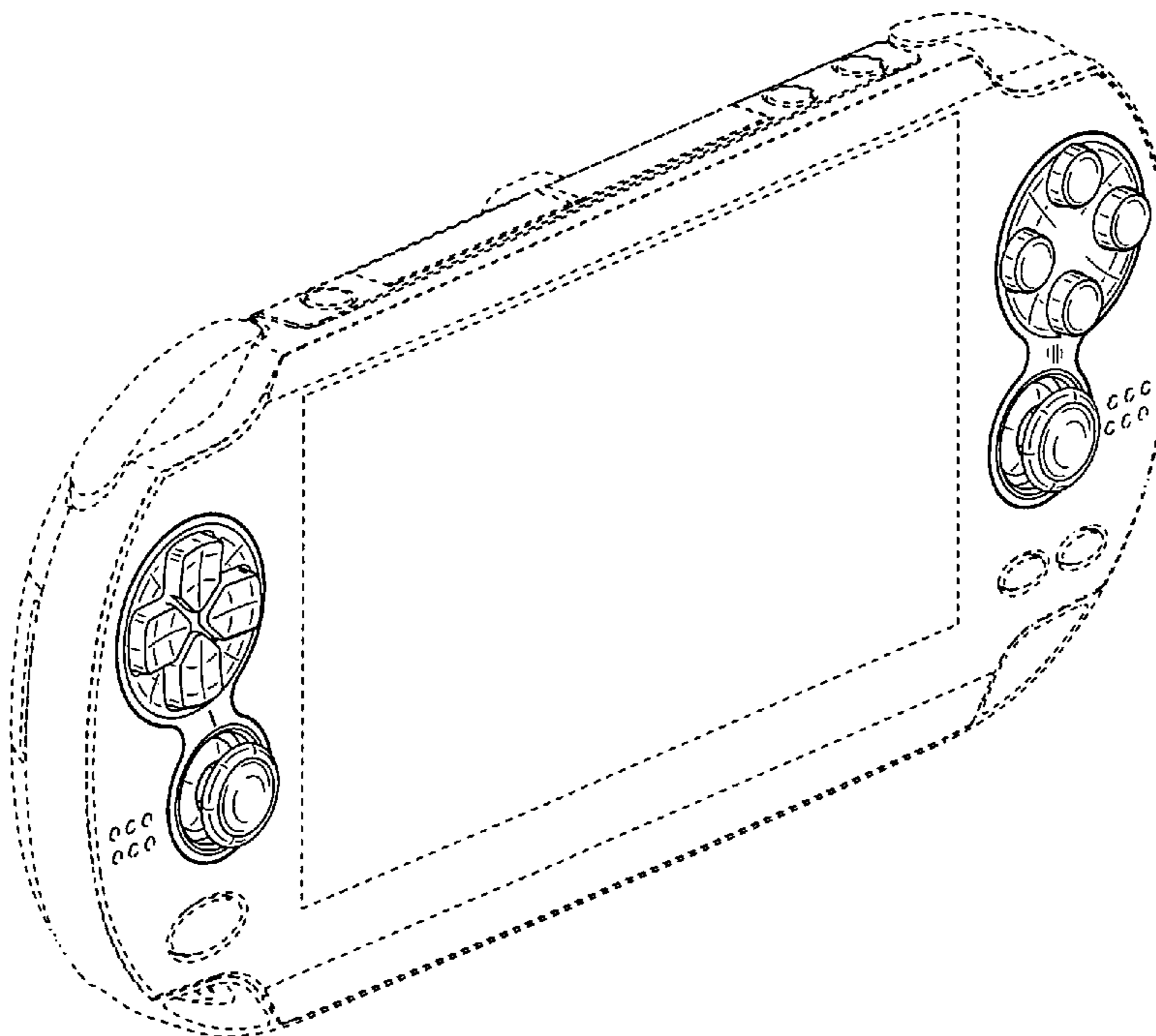


FIG. 1

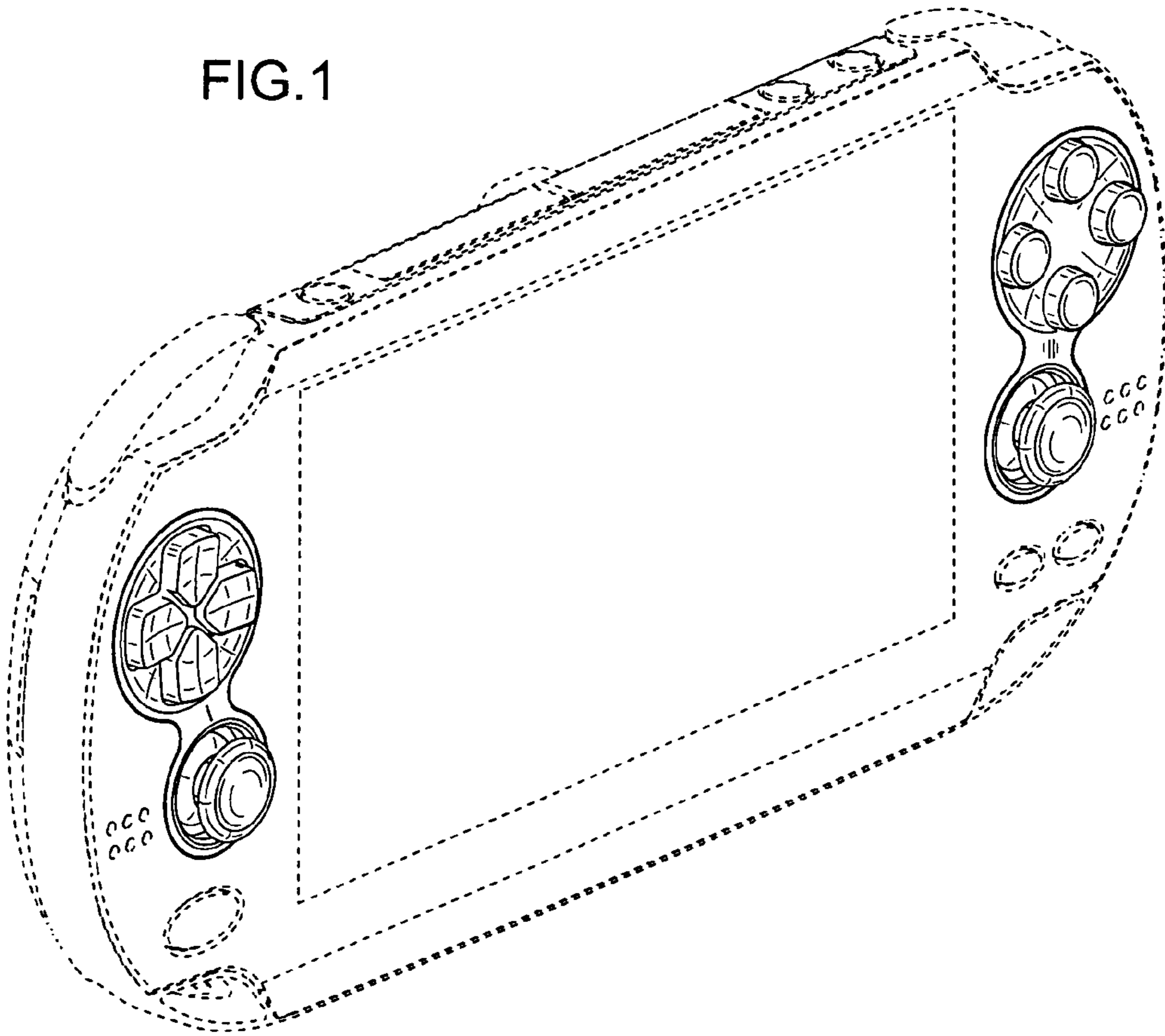


FIG.2




FIG.3

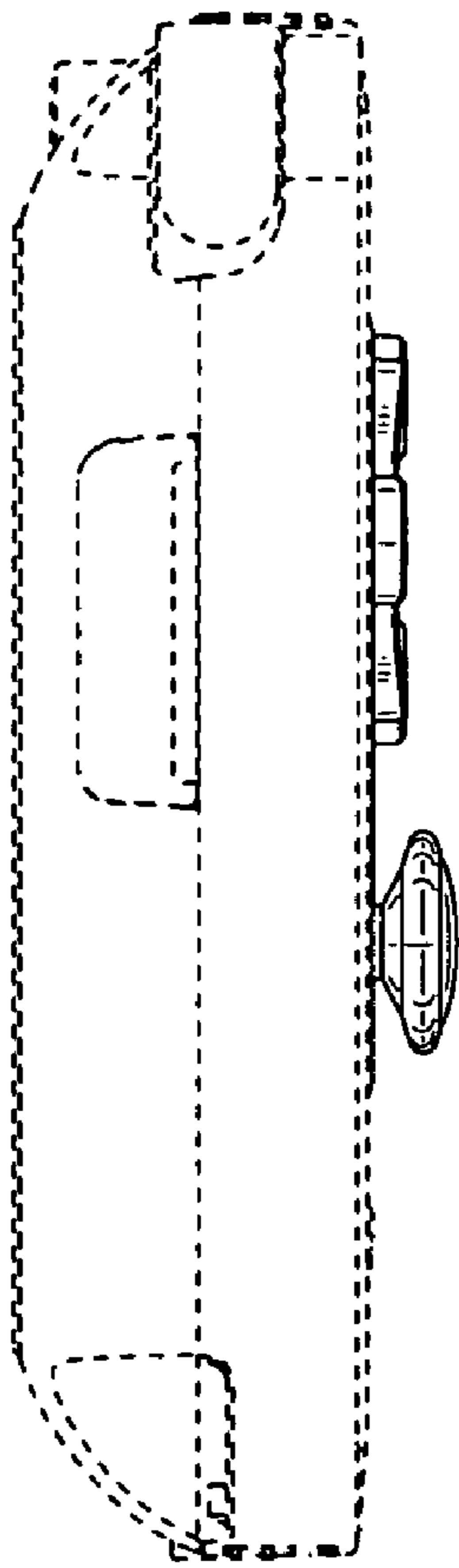


FIG.4

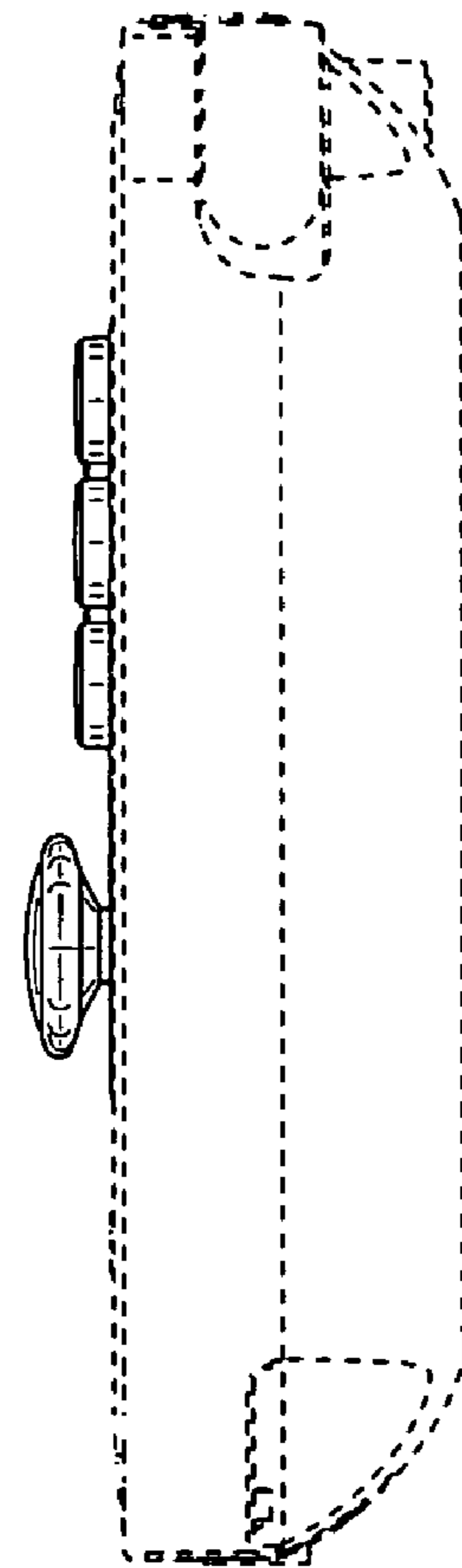


FIG.5

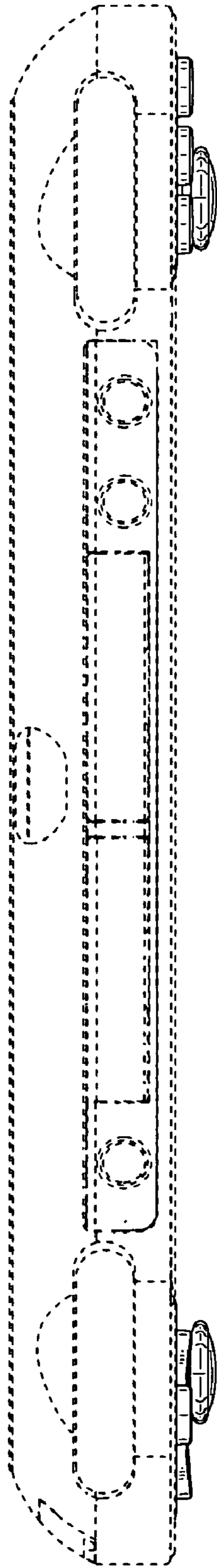


FIG.6

