



US00D664197S

(12) **United States Design Patent**  
**Casciotti et al.**

(10) **Patent No.:** **US D664,197 S**  
(45) **Date of Patent:** **\*\* Jul. 24, 2012**

(54) **WRITING INSTRUMENT**

(75) Inventors: **David M. Casciotti**, Amsterdam, NY  
(US); **Jing Mahler**, Glenville, NY (US)

(73) Assignee: **Holland USA, Inc.**, North Mankato, MN  
(US)

(\*\*) Term: **14 Years**

(21) Appl. No.: **29/398,230**

(22) Filed: **Jul. 28, 2011**

(51) **LOC (9) Cl.** ..... **19-06**

(52) **U.S. Cl.** ..... **D19/54**

(58) **Field of Classification Search** ..... D19/35,  
D19/36, 41-51, 54-58; D14/411; 24/11 F,  
24/11 P, 11 R; 401/52, 99-109, 192, 195,  
401/196

See application file for complete search history.

(56) **References Cited**

**U.S. PATENT DOCUMENTS**

D459,757 S *	7/2002	Oka	.....	D19/57
D496,400 S *	9/2004	Pellissa Beneyto	.....	D19/51
D510,599 S *	10/2005	Shibata	.....	D19/57
D538,853 S *	3/2007	Losel	.....	D19/51
D548,788 S *	8/2007	Anand	.....	D19/50
D562,389 S *	2/2008	Ikeda	.....	D19/48
D562,895 S *	2/2008	Shibata	.....	D19/50
D584,356 S *	1/2009	Shimizu	.....	D19/57
D608,392 S *	1/2010	Shibata	.....	D19/50
D622,317 S *	8/2010	Li	.....	D19/50
D624,965 S *	10/2010	Li	.....	D19/48

D626,597 S *	11/2010	Casciotti et al.	.....	D19/56
D626,598 S *	11/2010	Casciotti et al.	.....	D19/56
D628,641 S *	12/2010	Zhang	.....	D19/50
D641,408 S *	7/2011	Zhang	.....	D19/50
D647,137 S *	10/2011	Uchiyama	.....	D19/47
D648,789 S *	11/2011	Shibata	.....	D19/48
D651,244 S *	12/2011	Yuan	.....	D19/50
D651,245 S *	12/2011	Yuan	.....	D19/50
D652,080 S *	1/2012	Shibata	.....	D19/48
D656,193 S *	3/2012	Yuan	.....	D19/50
D656,991 S *	4/2012	Losel	.....	D19/48

\* cited by examiner

*Primary Examiner* — Elizabeth Albert

(74) *Attorney, Agent, or Firm* — Dicke, Billig & Czaja  
PLLC; Peter Forrest

(57) **CLAIM**

We claim the ornamental design for a writing instrument, as shown and described.

**DESCRIPTION**

FIG. 1 is a perspective view of a writing instrument showing our new design;

FIG. 2 is a front view of FIG. 1;

FIG. 3 is a back view of FIG. 1;

FIG. 4 is a right side view of FIG. 1, the left side view being a mirror image of the right side view;

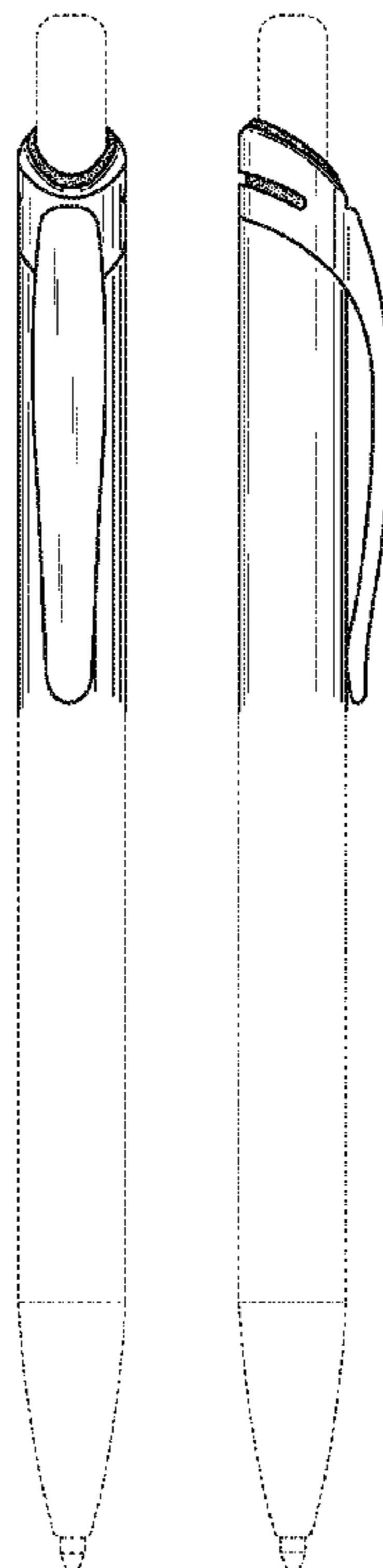
FIG. 5 is an enlarged top view of FIG. 1; and,

FIG. 6 is an enlarged bottom view of FIG. 1.

Portions of the writing instrument shown in broken lines are for the purpose of showing features that form no part of the claimed design.

Stippling indicates contrast in color.

**1 Claim, 4 Drawing Sheets**






Fig. 1




Fig. 2




Fig. 3


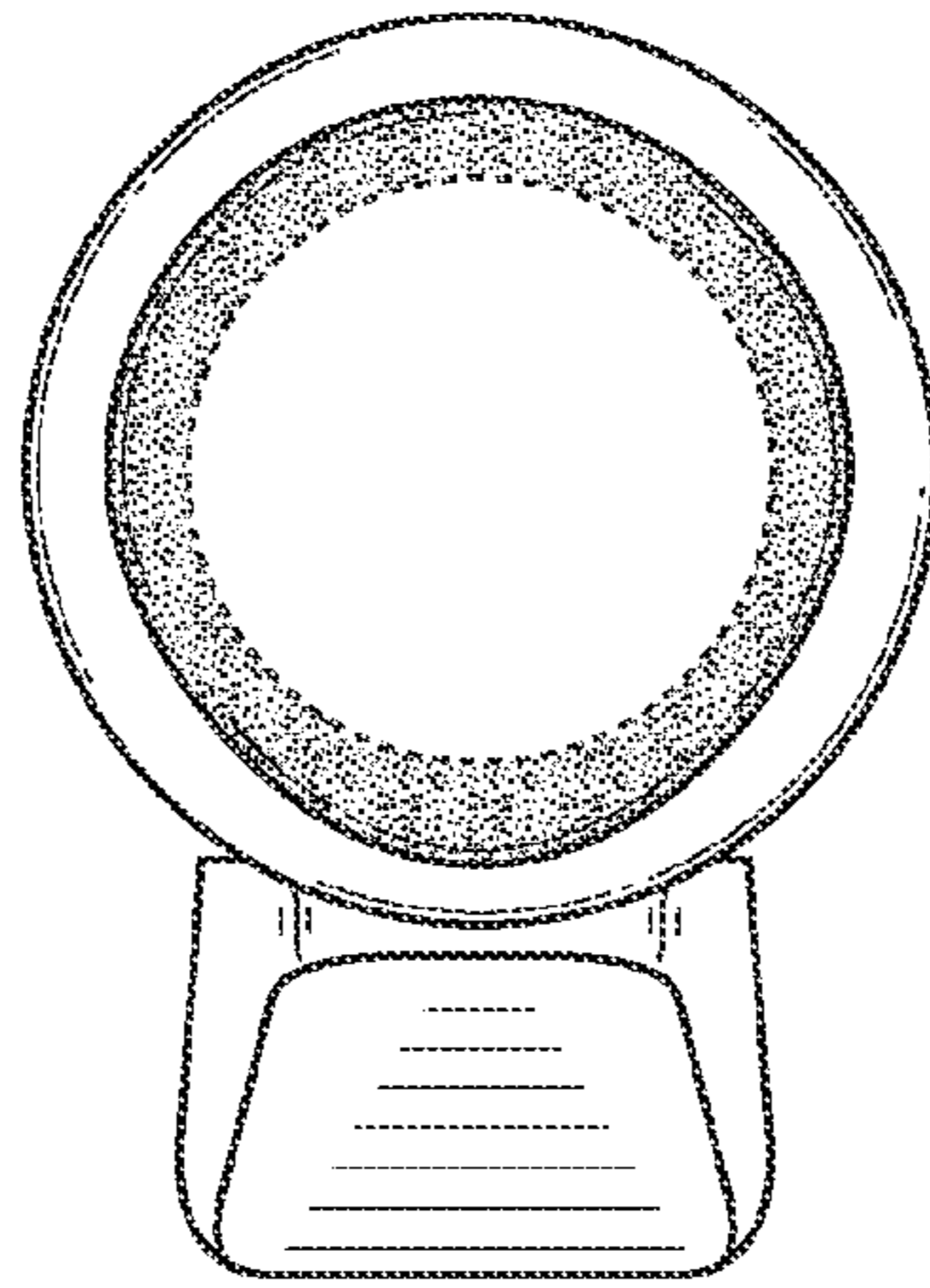
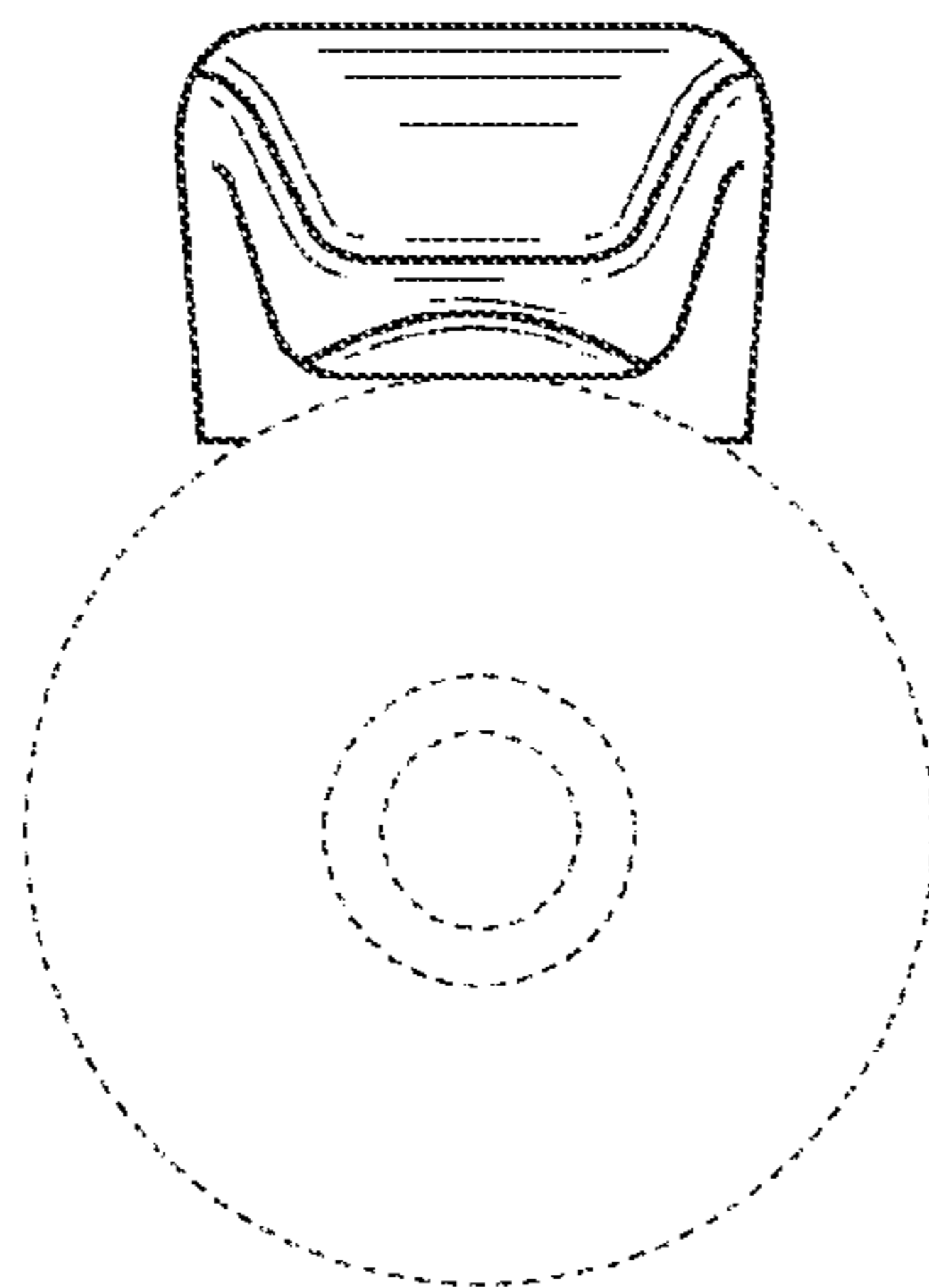


Fig. 4



**Fig. 5**



**Fig. 6**