



US00D664196S

(12) **United States Design Patent**
Buchler

(10) **Patent No.:** **US D664,196 S**
(45) **Date of Patent:** **** Jul. 24, 2012**

(54) **BALLPOINT PEN**

(75) Inventor: **Fredy Buchler**, Brensbach (DE)

(73) Assignee: **Ritter Pen GmbH**, Brensbach (DE)

(**) Term: **14 Years**

(21) Appl. No.: **29/387,578**

(22) Filed: **Mar. 15, 2011**

(30) **Foreign Application Priority Data**

Sep. 16, 2010 (DE) 40 2010 004 880

(51) **LOC (9) Cl.** **19-06**

(52) **U.S. Cl.** **D19/48**

(58) **Field of Classification Search** D19/35,
D19/36, 41-51, 54-58; 24/11 R, 11 F, 11 P;
401/52, 99, 100-109, 192, 195, 196; D14/411
See application file for complete search history.

(56) **References Cited**

U.S. PATENT DOCUMENTS

| | | | |
|----------------|---------|------------|---------|
| D319,845 S | 9/1991 | Grotsch | |
| D334,407 S * | 3/1993 | Petterson | D19/49 |
| D413,926 S * | 9/1999 | Polidoro | D19/48 |
| D421,771 S * | 3/2000 | Avenatti | D19/48 |
| D489,089 S | 4/2004 | Losel | |
| D490,851 S | 6/2004 | Losel | |
| D519,563 S | 4/2006 | Beneyto | |
| D538,853 S | 3/2007 | Losel | |
| D562,398 S * | 2/2008 | Qiu et al. | D19/51 |
| D575,817 S | 8/2008 | Loesel | |
| D577,383 S | 9/2008 | Loesel | |
| D580,978 S | 11/2008 | Miller | |
| D589,559 S | 3/2009 | Slemp | |
| 7,524,123 B1 * | 4/2009 | Cote | 401/195 |
| D596,228 S | 7/2009 | Koch | |
| D603,898 S | 11/2009 | Rommel | |

| | | | |
|-------------------|---------|---------|---------|
| D611,538 S | 3/2010 | Zhou | |
| D623,224 S * | 9/2010 | Hsu | D19/48 |
| D628,637 S * | 12/2010 | Xiao | D19/48 |
| D642,619 S * | 8/2011 | Kermoal | D19/48 |
| 2007/0223214 A1 * | 9/2007 | Yen | 362/118 |

OTHER PUBLICATIONS

- U.S. Appl. No. 29/387,562, Losel.
- U.S. Appl. No. 29/387,582, Koch.
- U.S. Appl. No. 29/387,573, Losel.
- U.S. Appl. No. 29/387,579, Losel.
- U.S. Appl. No. 29/387,557, Koch.
- U.S. Appl. No. 29/360,663, Koch.

* cited by examiner

Primary Examiner — Elizabeth Albert

(74) *Attorney, Agent, or Firm* — Smith, Gambrell & Russell


(57) **CLAIM**

The ornamental design for a ballpoint pen, as shown and described.

DESCRIPTION

FIG. 1 is a top view of a ballpoint pen of the present invention; FIG. 2 is a front view thereof; FIG. 3 is a left side view thereof; FIG. 4 is a rear view thereof; FIG. 5 is a right side view thereof; FIG. 6 is a bottom view thereof; and, FIG. 7 is a partial front view of the lower portion of the ballpoint pen shown without the upper part because it is enlarged for clarity. The broken line in FIG. 7 is included to show the broken away edge of the partial figure that forms no part of the claimed design.

1 Claim, 2 Drawing Sheets






Fig. 1




Fig. 2







Fig. 7

Fig. 3

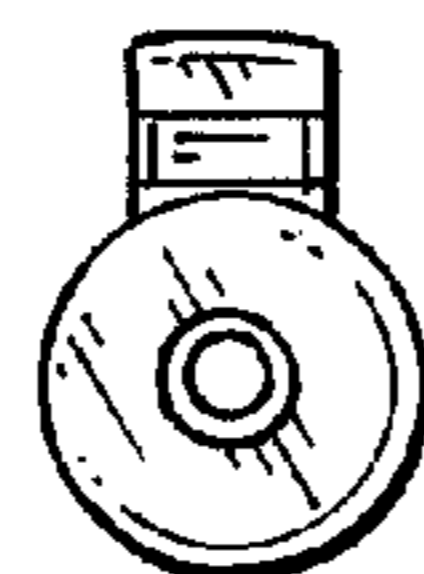




Hi 4



Hi 5



Hi 6