

US00D664185S

(12) **United States Design Patent**
Heinrich et al.

(10) **Patent No.:** **US D664,185 S**
(45) **Date of Patent:** **** Jul. 24, 2012**

(54) **WEARABLE DISPLAY DEVICE**

(75) Inventors: **Mitchell Joseph Heinrich**, San Francisco, CA (US); **Maj Isabelle Olsson**, San Francisco, CA (US)

(73) Assignee: **Google Inc.**, Mountain View, CA (US)

(**) Term: **14 Years**

(21) Appl. No.: **29/412,365**

(22) Filed: **Feb. 2, 2012**

Related U.S. Application Data

(62) Division of application No. 29/404,883, filed on Oct. 26, 2011.

(51) **LOC (9) Cl.** **16-06**

(52) **U.S. Cl.** **D16/309; D16/300**

(58) **Field of Classification Search** D16/101,
D16/300-342, 900; D29/109-110; D24/110.2;
351/41, 44, 51-52, 62, 158, 92, 103-123,
351/140, 153, 45-46; 2/426-432, 447-449,
2/441, 434-437, 13, 15; D21/483, 659-661;
D14/372

See application file for complete search history.

(56) **References Cited**

U.S. PATENT DOCUMENTS

D124,542 S 1/1941 Spanel
3,701,591 A 10/1972 Wichers
D327,079 S 6/1992 Allen
D354,969 S * 1/1995 Garcia D16/309

D402,651 S * 12/1998 Depay et al. D14/372
D436,960 S * 1/2001 Budd et al. D14/372
D616,486 S 5/2010 Carlow et al.
D647,123 S 10/2011 Cho
D649,177 S 11/2011 Cho et al.
2010/0045928 A1 2/2010 Levy

* cited by examiner

Primary Examiner — Raphael Barkai

(74) *Attorney, Agent, or Firm* — Lerner, David, Littenberg, Krumholz & Mentlik, LLP

(57) **CLAIM**

The ornamental design for a wearable display device, as shown and described.

DESCRIPTION

FIG. 1 is a front perspective view of a wearable display device according to the design;

FIG. 2 is a front elevation view of the wearable display device of FIG. 1;

FIG. 3 is a rear elevation view of the wearable display device of FIG. 1;

FIG. 4 is a left side elevation view of the wearable display device of FIG. 1;

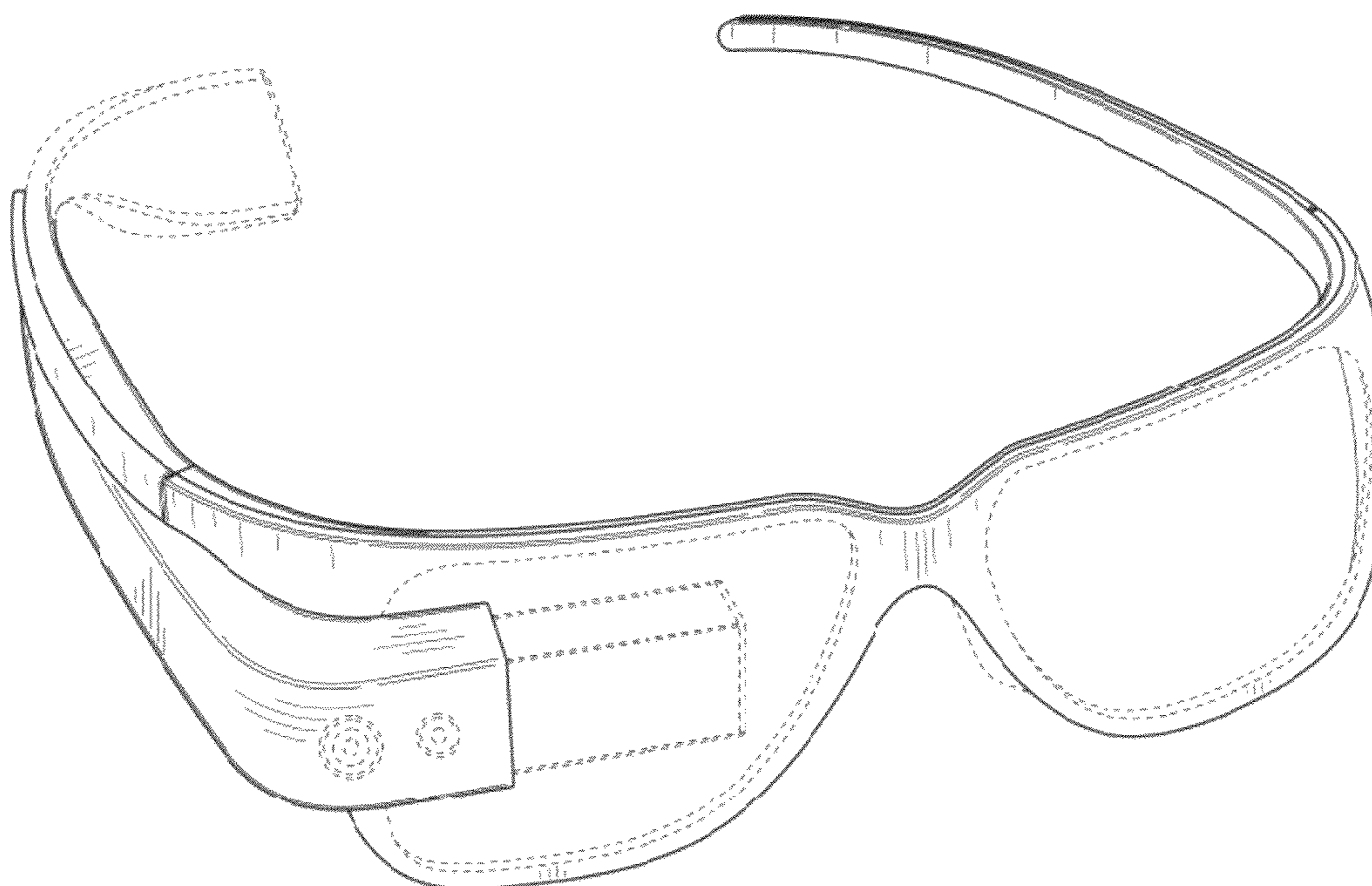
FIG. 5 is a right side elevation view of the wearable display device of FIG. 1;

FIG. 6 is a top plan view of the wearable display device of FIG. 1; and,

FIG. 7 is a bottom plan view of the wearable display device of FIG. 1.

The appearance of elements presented in broken line format form no part of the claimed design.

1 Claim, 5 Drawing Sheets



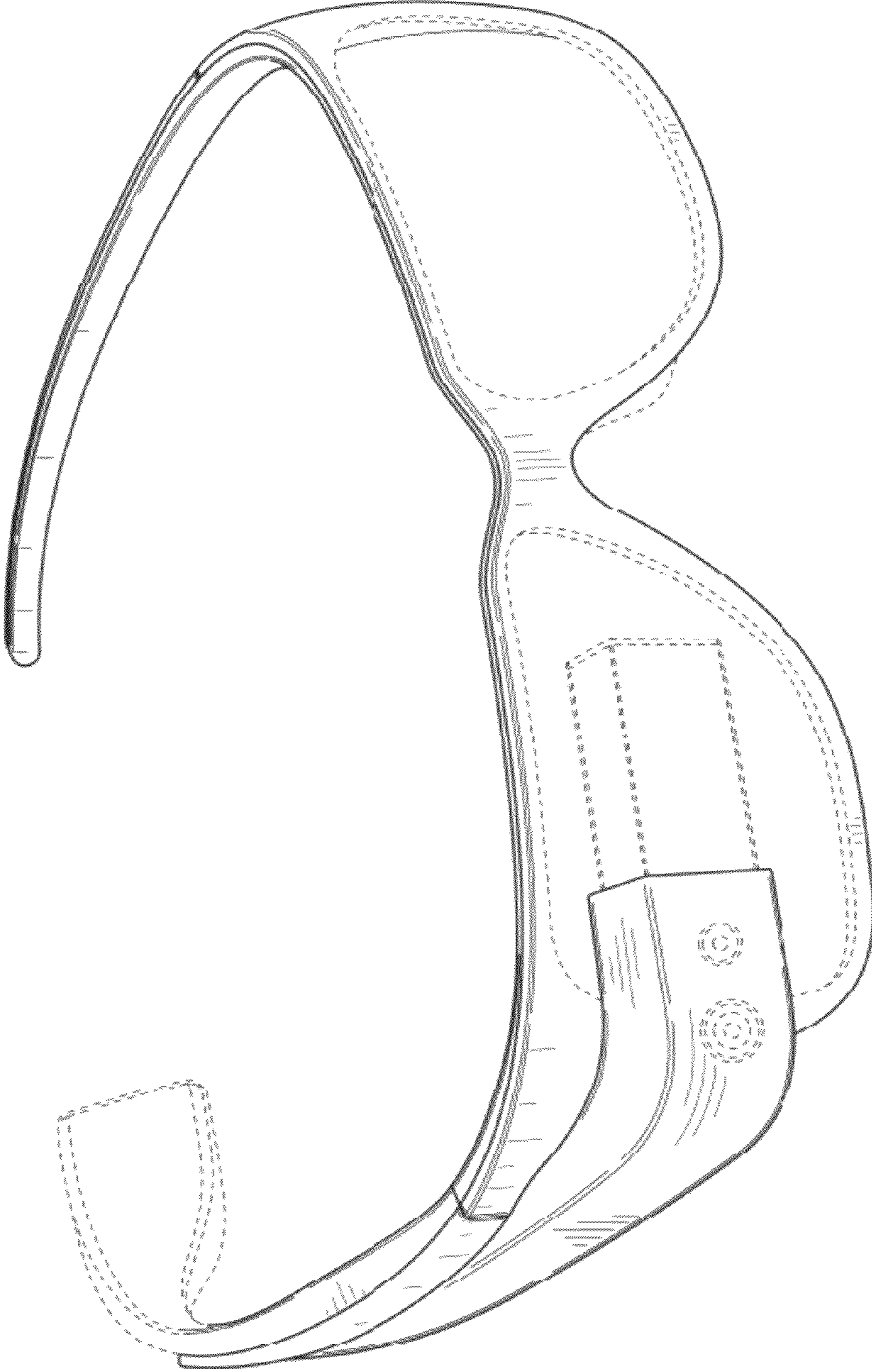


FIG. 1

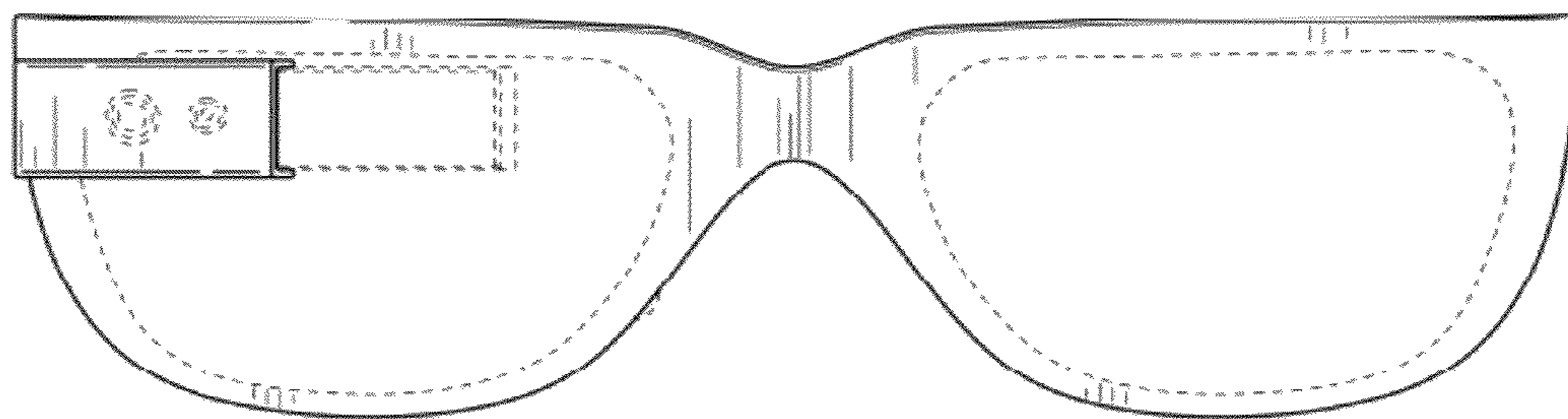


FIG. 2

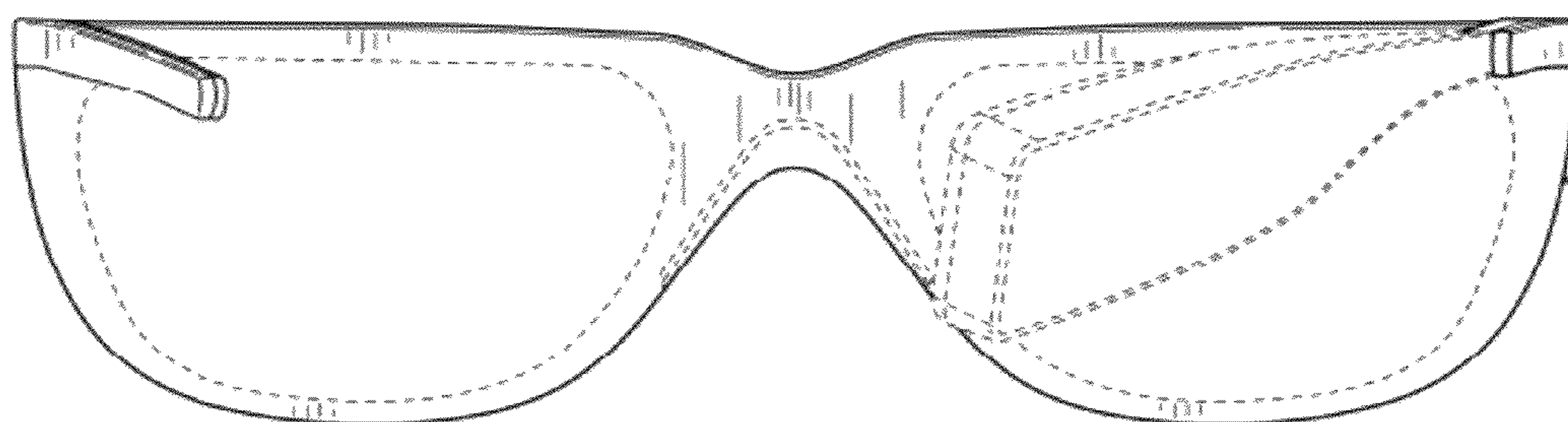


FIG. 3

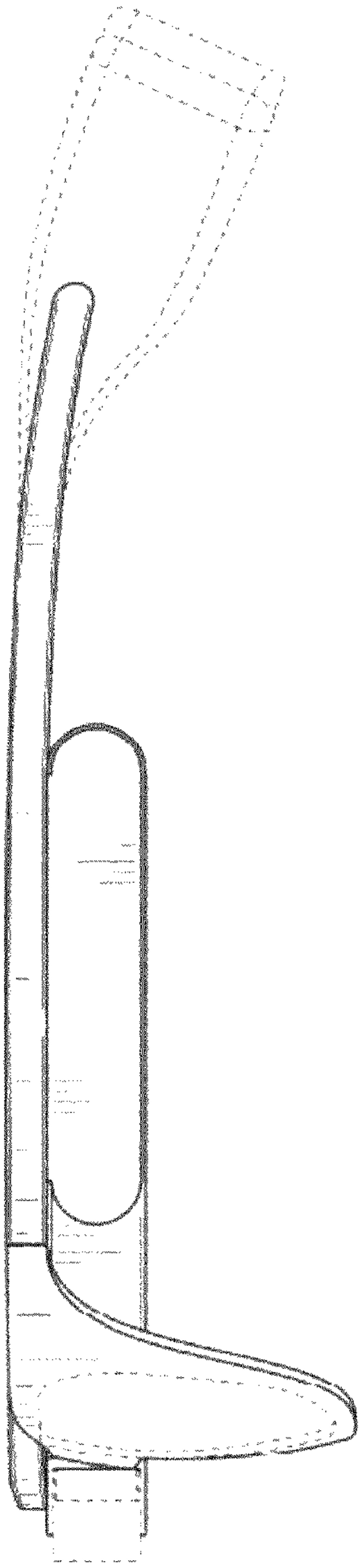


FIG. 4

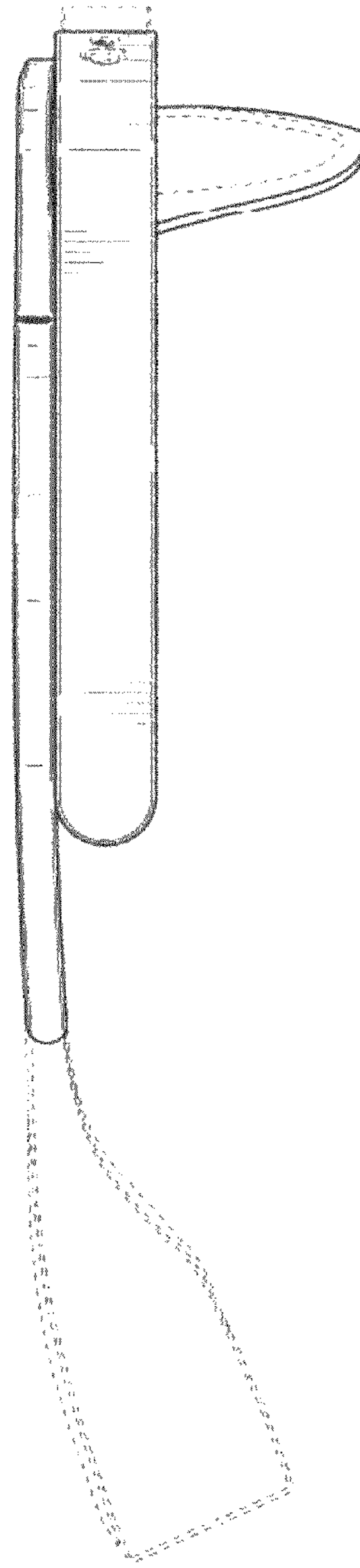


FIG. 5

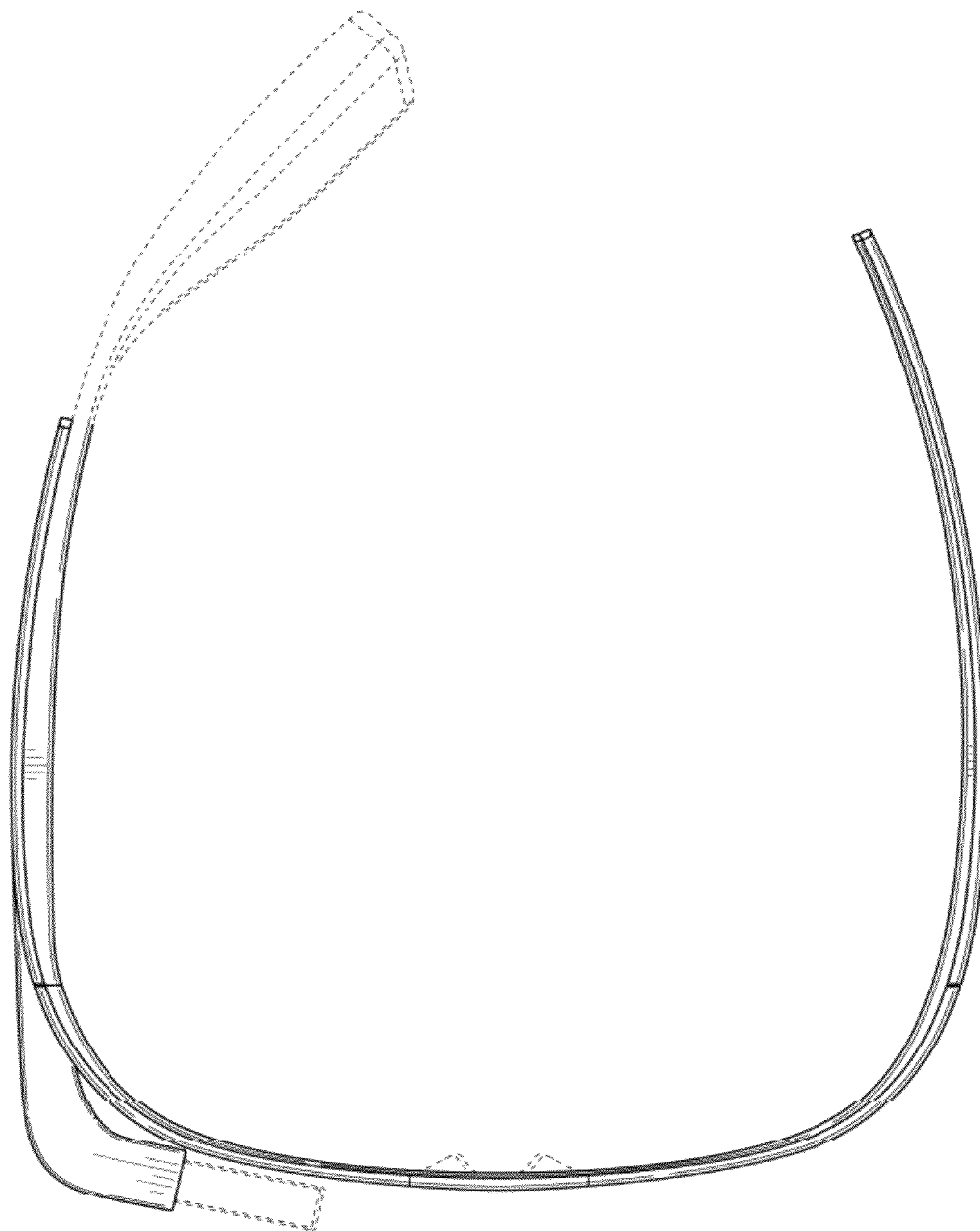


FIG. 6




FIG. 7