

US00D664178S

(12) **United States Design Patent**  
**Hinkel**

(10) **Patent No.:** **US D664,178 S**  
(45) **Date of Patent:** **\*\* Jul. 24, 2012**

(54) **COMBINED CAMERA AND HOUSING THEREFOR**

(75) Inventor: **Ralf Hinkel**, Horingen (DE)

(73) Assignee: **Mobotix AG**, Kaiserslautern (DE)

(\*\*) Term: **14 Years**

(21) Appl. No.: **29/383,963**

(22) Filed: **Jan. 25, 2011**

**Related U.S. Application Data**

(62) Division of application No. 29/328,218, filed on Nov. 20, 2008, now Pat. No. Des. 645,071.

(30) **Foreign Application Priority Data**

May 21, 2008 (DE) ..... 40 2008 002 506

(51) **LOC (9) Cl.** ..... **16-01**

(52) **U.S. Cl.** ..... **D16/203**

(58) **Field of Classification Search** ..... D16/200,  
D16/202, 203, 204, 218; 348/143, 151, 373-376;  
396/427, 535-541

See application file for complete search history.

(56) **References Cited**

**U.S. PATENT DOCUMENTS**

D374,189 S \* 10/1996 Hubben ..... D10/106.6  
D412,676 S \* 8/1999 Layes ..... D10/106.6

D416,273 S \* 11/1999 Yamakawa et al. .... D16/203  
D425,535 S \* 5/2000 Mutoh et al. .... D16/203  
D426,250 S \* 6/2000 Lefkowitz ..... D16/203  
D452,696 S \* 1/2002 Fenton ..... D16/203  
6,715,940 B2 \* 4/2004 Top et al. .... 396/427  
D499,125 S \* 11/2004 Adachi et al. .... D16/203  
D565,628 S \* 4/2008 Alm et al.  
D639,842 S \* 6/2011 Zeinoun et al. .... D16/203

**OTHER PUBLICATIONS**

B&W Wireless Covert Video Ceiling Speaker Camera, Prior to Nov. 20, 2007.  
Biolide Technology Group BC1092 Color Ceiling Speaker Hidden Camera, Prior to Nov. 20, 2007.  
Bosch Range of Ceiling Loudspeakers, Prior to Nov. 20, 2007.  
Valcom 8" One-Way Ceiling Speaker, Prior to Nov. 20, 2007.

\* cited by examiner

*Primary Examiner* — Adir Aronovich

(74) *Attorney, Agent, or Firm* — Faegre Baker Daniels LLP

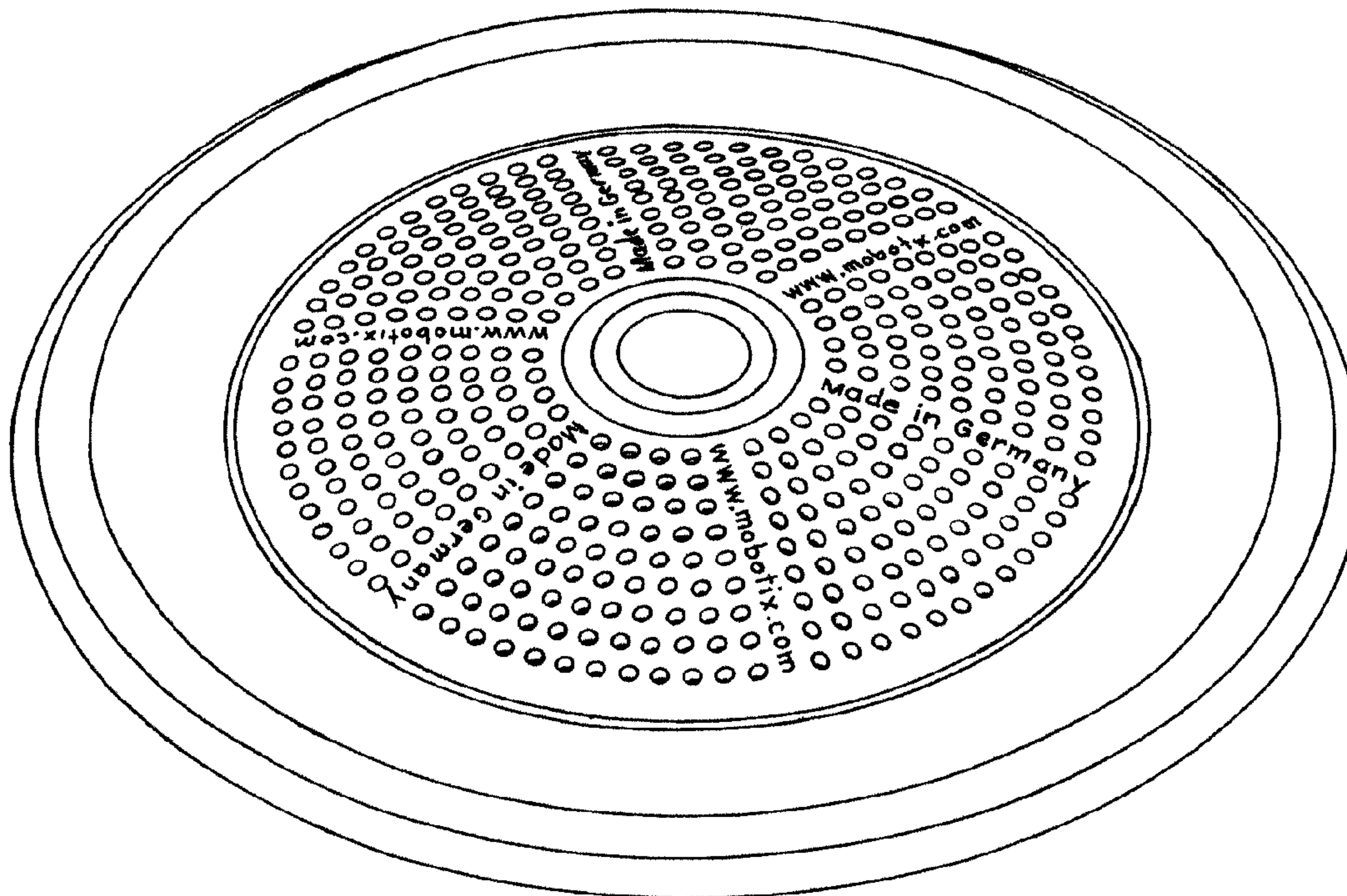
(57) **CLAIM**

The ornamental design for combined camera and housing therefor, as shown.

**DESCRIPTION**

FIG. 1 is a top perspective view of a combined camera and housing therefor showing my new design;  
FIG. 2 is a front elevational view thereof; and,  
FIG. 3 is a top plan view thereof.

**1 Claim, 2 Drawing Sheets**



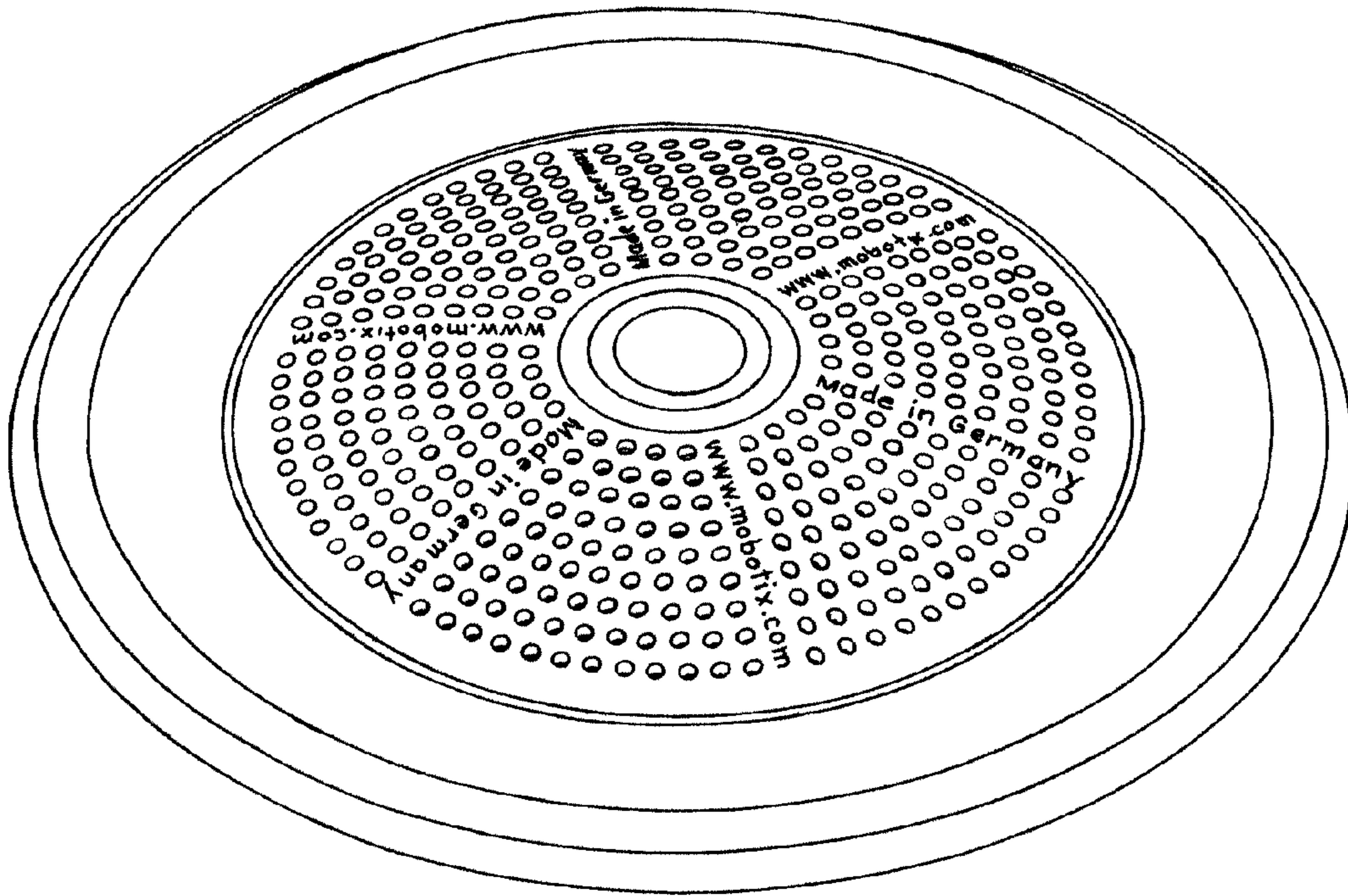


FIG. 1

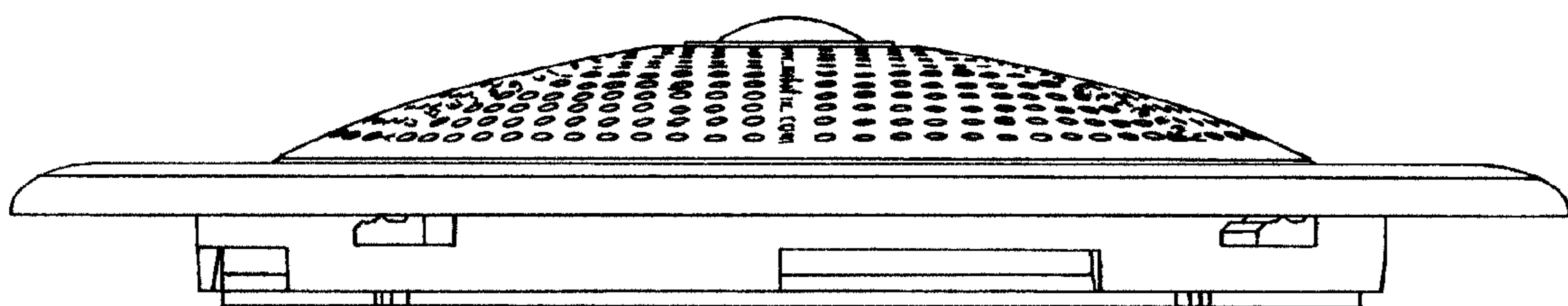


FIG. 2

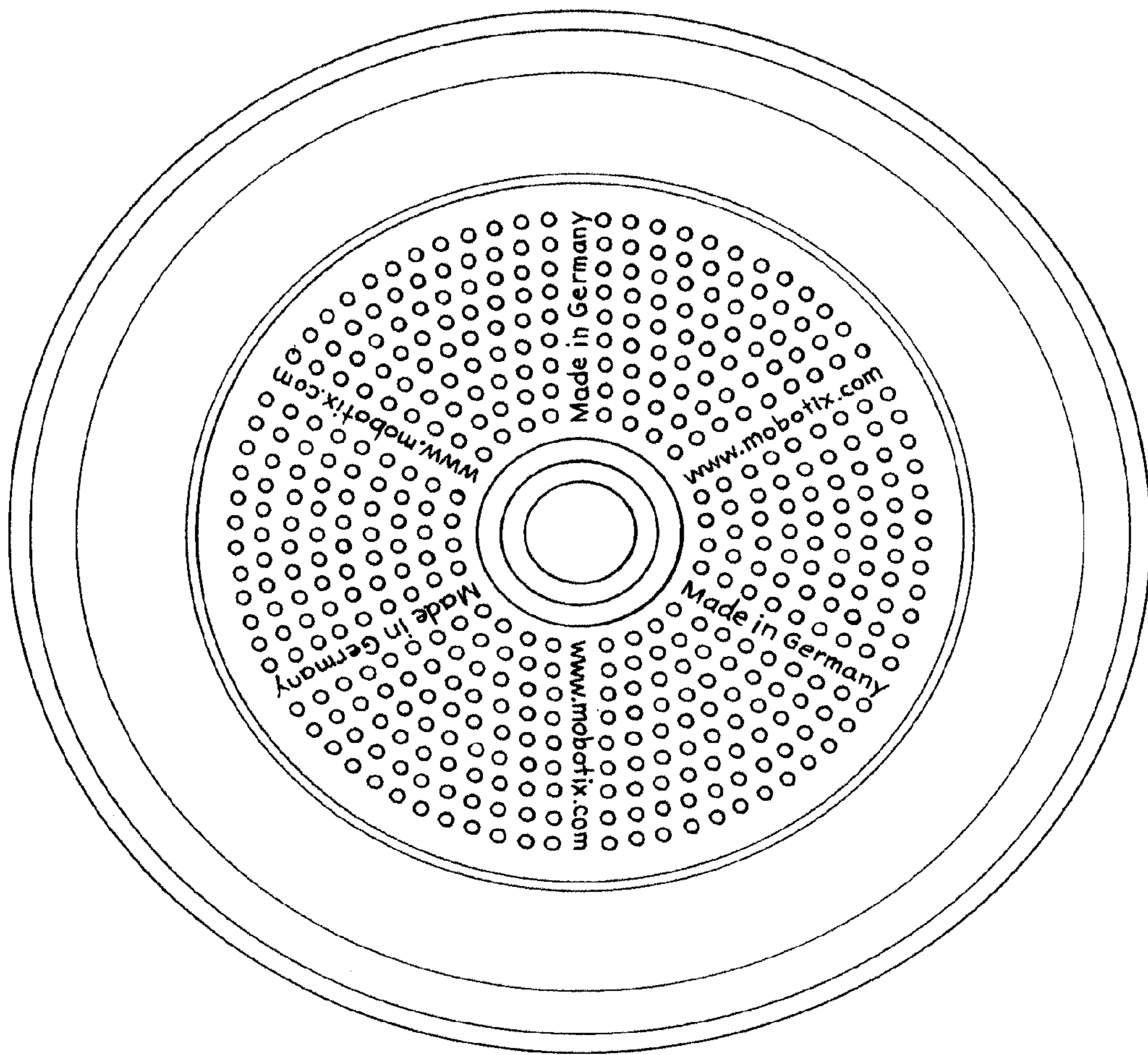


FIG. 3