



US00D664146S

(12) **United States Design Patent**
Hoehn et al.

(10) **Patent No.:** **US D664,146 S**
(45) **Date of Patent:** **** Jul. 24, 2012**

(54) **USB HUB**

(75) Inventors: **Holger Hoehn**, New Territories (HK);
Qingxiang Sophia Ou, New Territories
(HK)

(73) Assignee: **Koninklijke Philips Electronics N.V.**,
Eindhoven (NL)

(**) Term: **14 Years**

(21) Appl. No.: **29/369,194**

(22) Filed: **Sep. 3, 2010**

(30) **Foreign Application Priority Data**

Mar. 4, 2010 (EM) 001677832-0006

(51) **LOC (9) Cl.** **14-02**

(52) **U.S. Cl.** **D14/433**

(58) **Field of Classification Search** D14/356,
D14/432-434, 453, 454, 511, 203.8, 209.1,
D14/238.1; 439/638, 928; 710/303, 304;
361/679.41, 679.55, 679.56
See application file for complete search history.

(56) **References Cited**

U.S. PATENT DOCUMENTS

D303,246 S * 9/1989 Freeman et al. D13/147
D430,882 S * 9/2000 Tsai D14/434
6,722,917 B2 * 4/2004 Huang 439/501
D510,091 S * 9/2005 Mori et al. D14/434

D512,718 S * 12/2005 Mori et al. D14/434
D530,717 S * 10/2006 Mori et al. D14/434
7,167,372 B2 * 1/2007 Mori et al. 361/731
D543,935 S * 6/2007 Ke D13/107
D559,848 S * 1/2008 Siu D14/433
D559,849 S * 1/2008 Siu D14/433
7,329,152 B2 * 2/2008 Mori et al. 439/638
D572,654 S * 7/2008 Kang et al. D13/107
D576,166 S * 9/2008 Mori et al. D14/433
D591,270 S * 4/2009 Jakobson et al. D14/217
D593,034 S * 5/2009 Mori et al. D13/146
D625,729 S * 10/2010 McNames et al. D14/434
D629,806 S * 12/2010 Ho et al. D14/434
7,899,970 B2 * 3/2011 Mori 710/313
2003/0225954 A1 * 12/2003 Wu 710/305

* cited by examiner

Primary Examiner — Deanna L Fluegeman

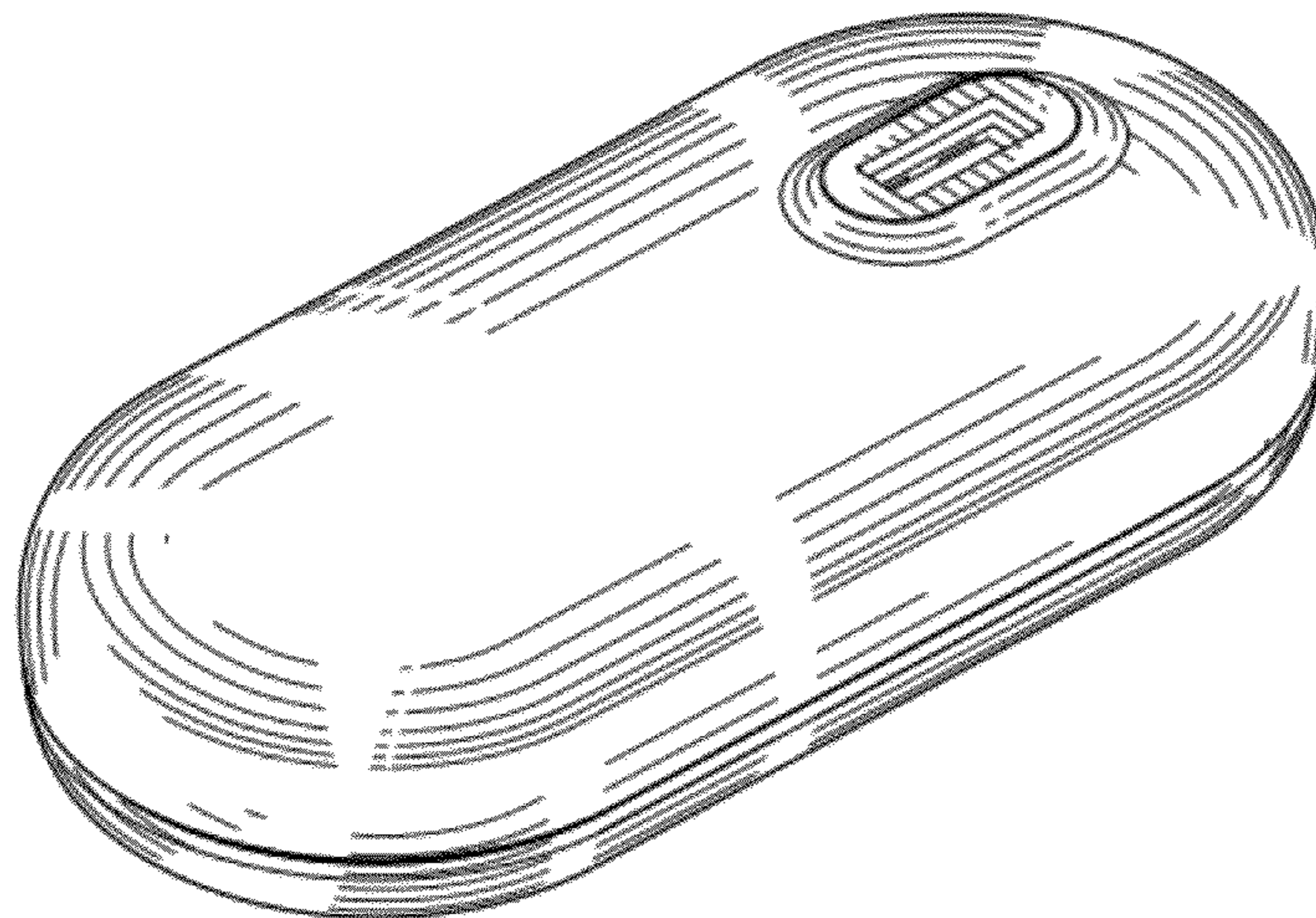
(57) **CLAIM**

The ornamental design for a USB hub, as shown and described.

DESCRIPTION

FIG. 1 is a perspective view showing my design;
FIG. 2 is a front elevational view thereof;
FIG. 3 is a rear elevational view thereof;
FIG. 4 is a right side elevational view thereof;
FIG. 5 is a left side elevational view thereof;
FIG. 6 is a top plan view thereof; and,
FIG. 7 is a bottom plan view thereof.
The portions of the USB hub shown in broken lines form no part of the claimed design.

1 Claim, 3 Drawing Sheets



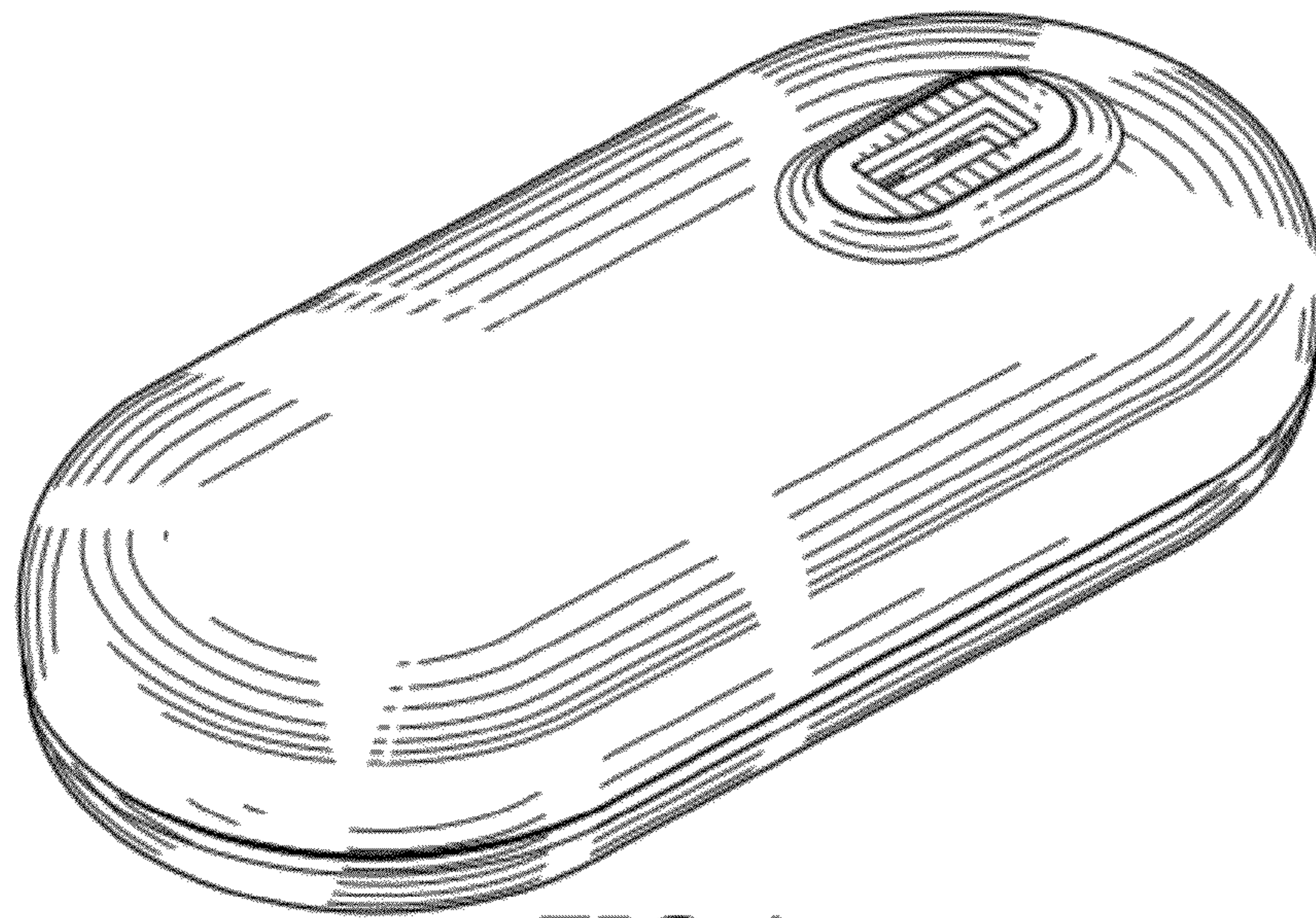


FIG. 1




FIG. 2

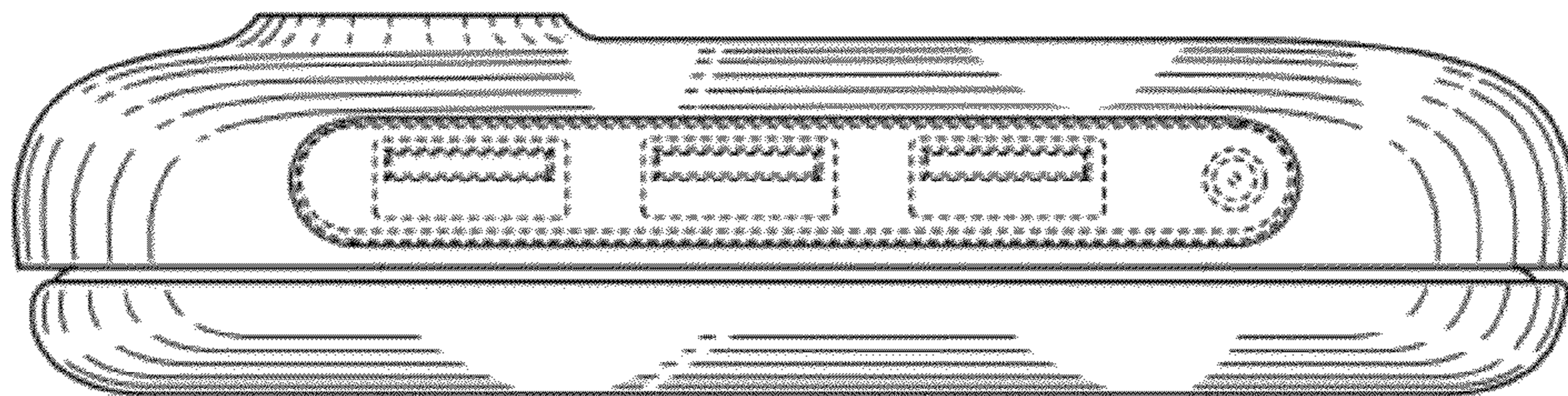


FIG. 3

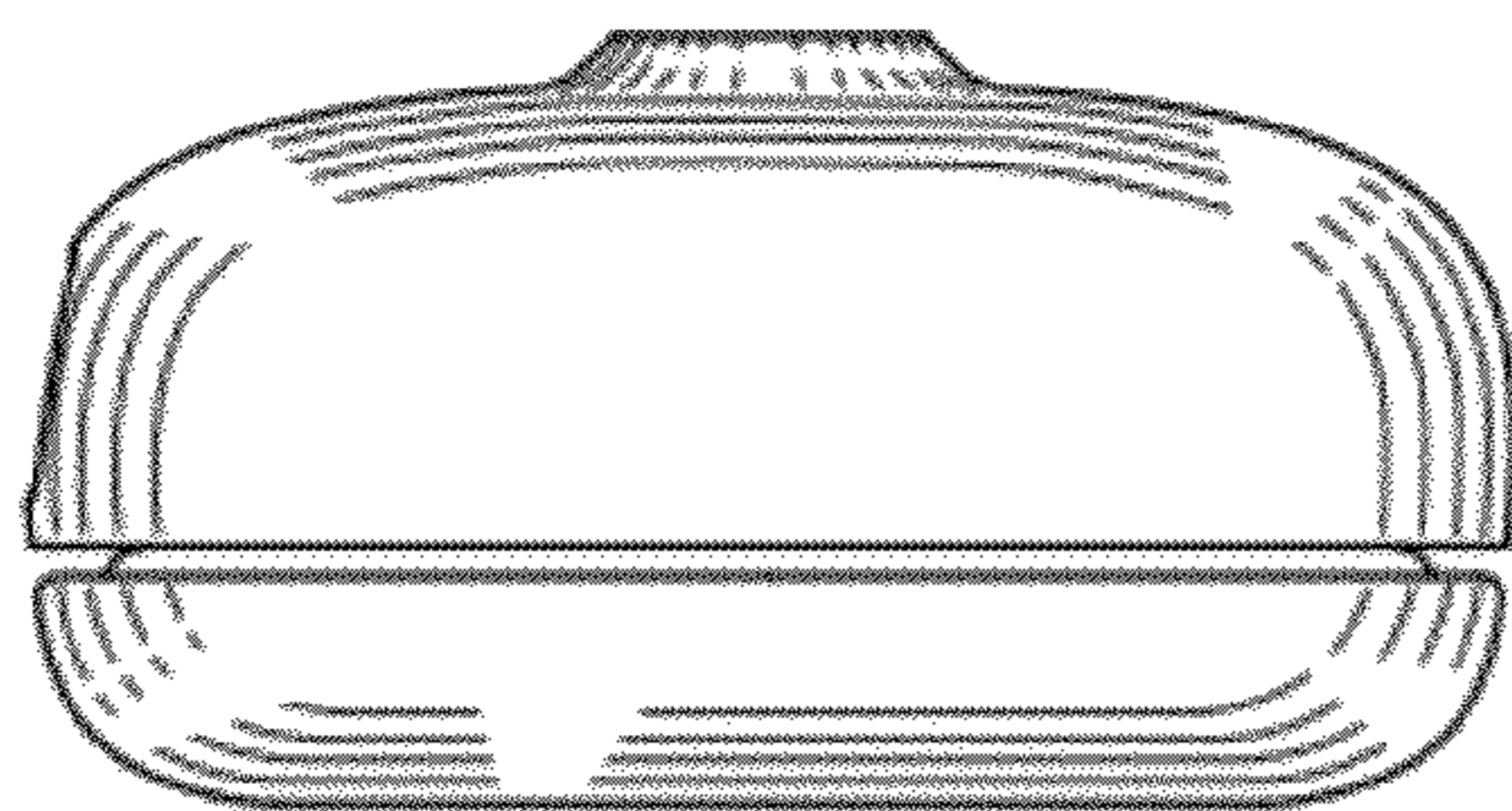


FIG. 4

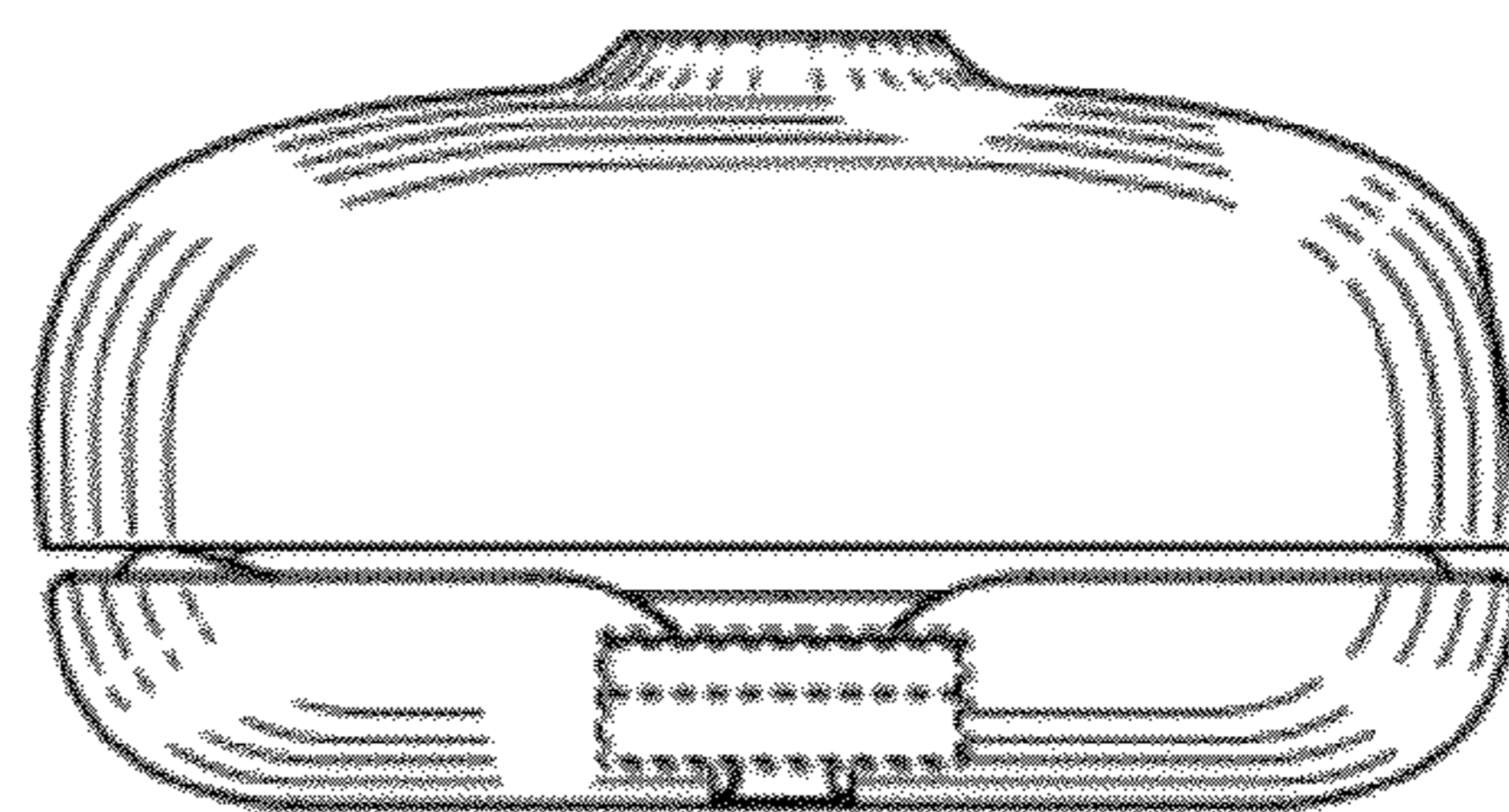


FIG. 5

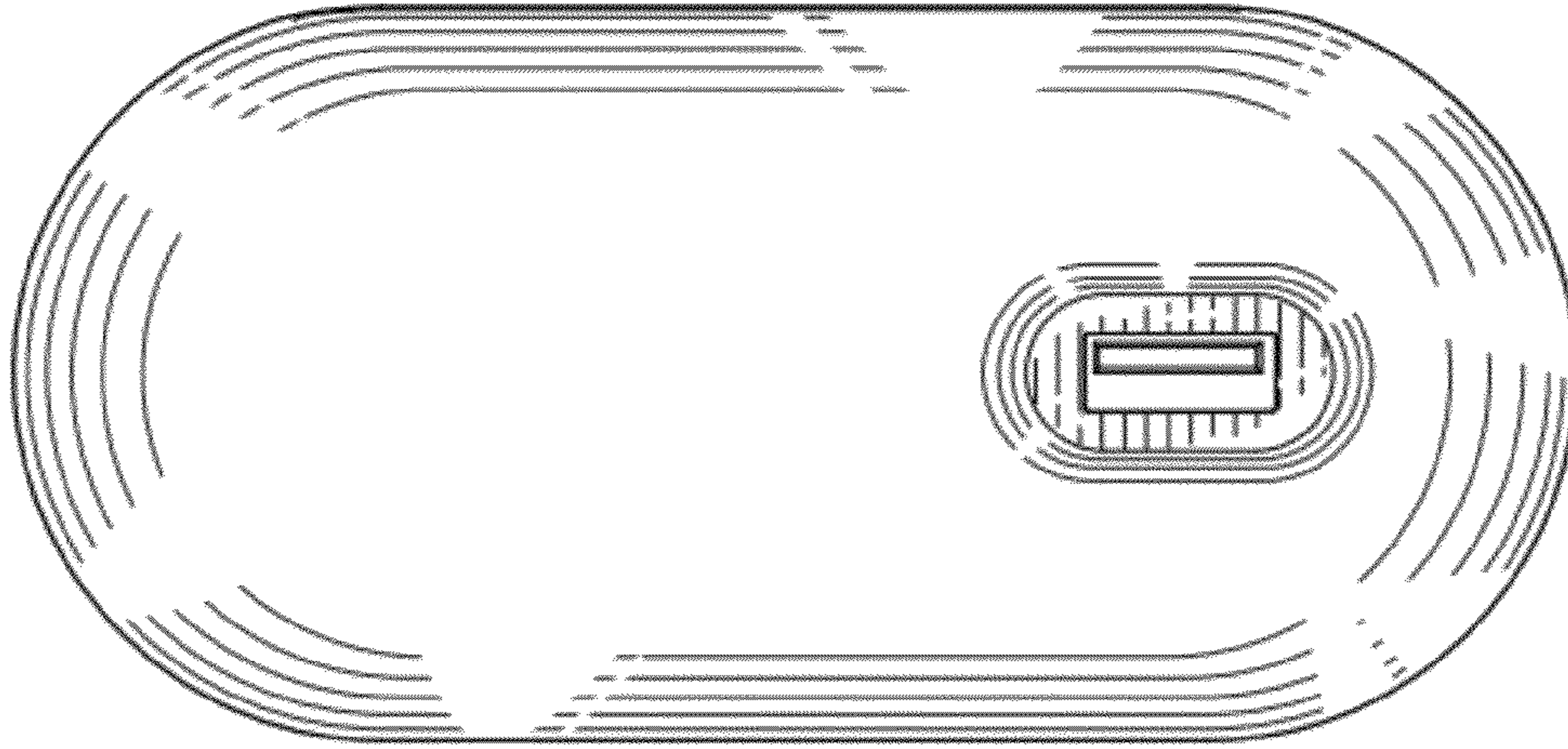


FIG. 6

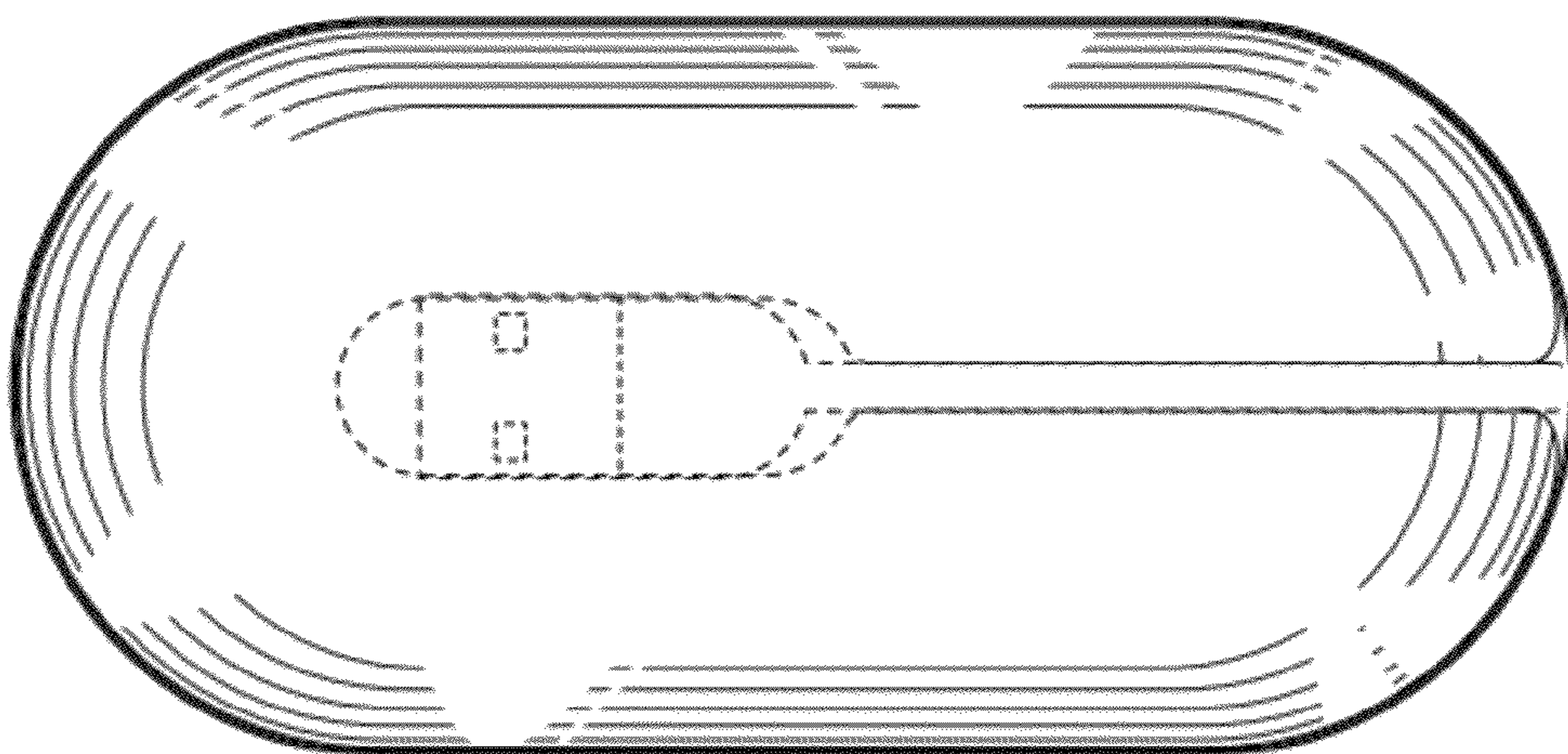


FIG. 7