

US00D664127S

(12) **United States Design Patent**
Yang

(10) **Patent No.:** **US D664,127 S**
(45) **Date of Patent:** **** Jul. 24, 2012**

(54) **ELECTRONIC ARTICLE SURVEILLANCE
PEDESTAL ANTENNA**

(75) Inventor: **Yunyue Yang**, Shanghai (CN)

(73) Assignee: **Sensomatic Electronics, LLC**, Boca
Raton, FL (US)

(**) Term: **14 Years**

(21) Appl. No.: **29/373,909**

(22) Filed: **Jun. 7, 2011**

(51) **LOC (9) Cl.** **14-03**

(52) **U.S. Cl.** **D14/230**

(58) **Field of Classification Search** D14/138,
D14/230-238, 299, 358; D12/42, 43; 343/700 MS,
343/700 R-705, 711-713, 735, 736, 741,
343/748, 767, 795, 819, 840, 846, 866, 871-908;
455/90.2, 90.3, 91, 128, 269, 344, 347, 562.1;
333/193, 195

See application file for complete search history.

(56) **References Cited**

U.S. PATENT DOCUMENTS

4,972,198 A 11/1990 Feltz et al.
D344,731 S 3/1994 Witzky
D350,963 S 9/1994 Witzky
D354,060 S 1/1995 Witzky

5,585,811 A 12/1996 Jetzer
D379,356 S * 5/1997 Liu et al. D14/230
D398,611 S * 9/1998 Read D14/230
D400,886 S * 11/1998 Guttadauro D14/230
D400,887 S * 11/1998 Guttadauro D14/230
D401,595 S * 11/1998 Guttadauro D14/230
D405,090 S * 2/1999 Guttadauro D14/230
D421,402 S 3/2000 Solenthaler
D471,181 S 3/2003 Haberstich
D473,219 S 4/2003 Raymond
D480,388 S 10/2003 Spelman et al.
D533,544 S * 12/2006 Lai D14/230
D571,793 S * 6/2008 Wu et al. D14/230

* cited by examiner

Primary Examiner — John Windmuller

(57) **CLAIM**

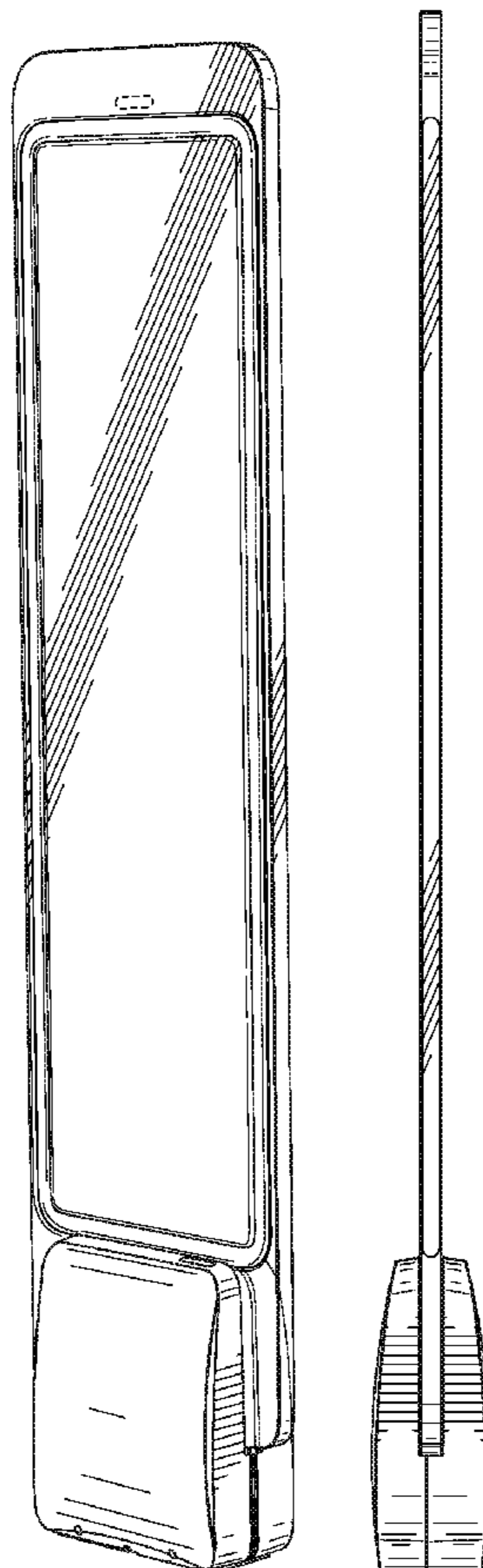
The ornamental design for an electronic article surveillance pedestal antenna, as shown and described.

DESCRIPTION

FIG. 1 is a front perspective view showing the new design;
FIG. 2 is a front elevational view thereof;
FIG. 3 is a rear elevational view thereof;
FIG. 4 is a left side elevational view thereof;
FIG. 5 is a right side elevational view thereof;
FIG. 6 is a top plan view thereof; and,
FIG. 7 is a rear perspective view thereof.

The broken lines in the figures depict a portion of the antenna that forms no part of the claimed design.

1 Claim, 6 Drawing Sheets



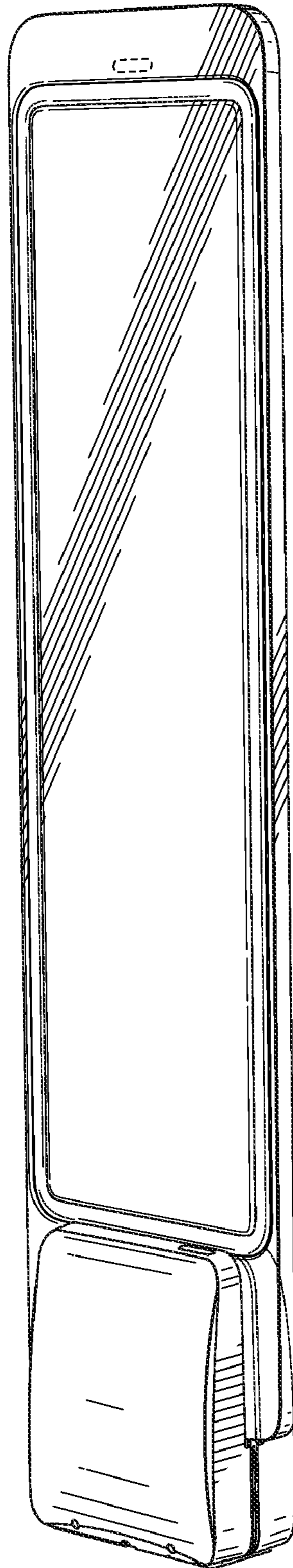


FIG. 1

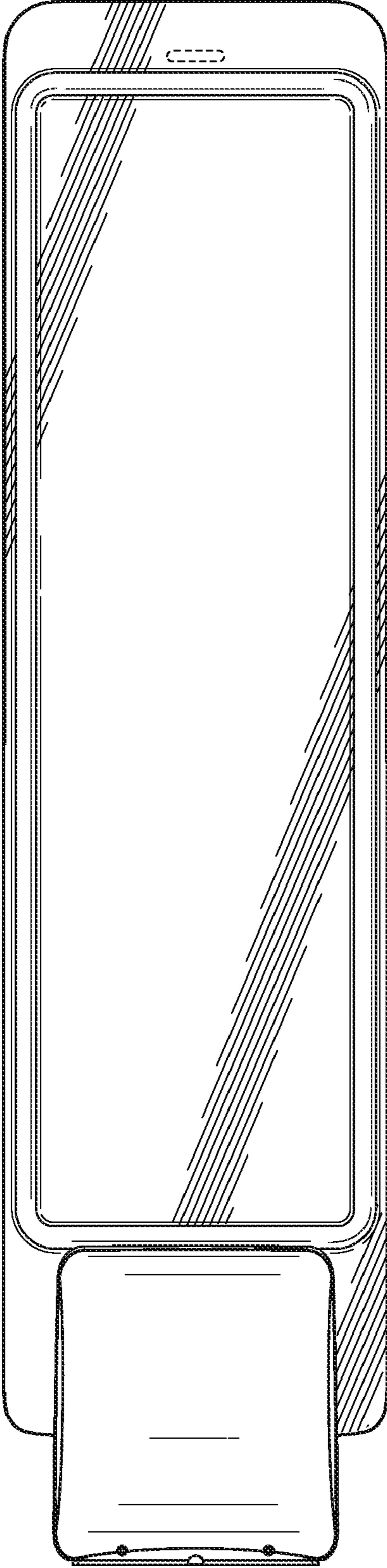


FIG. 2

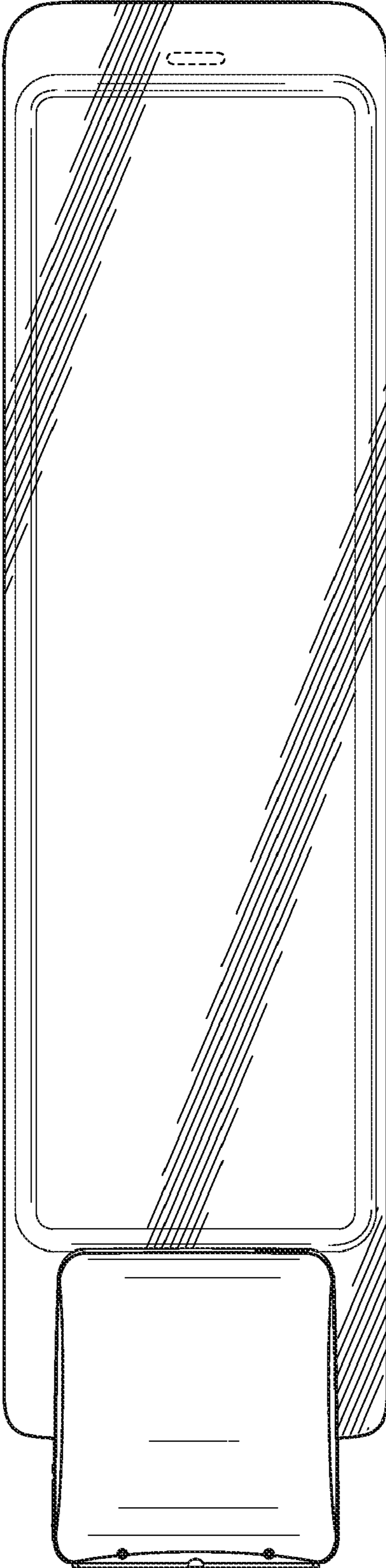


FIG. 3

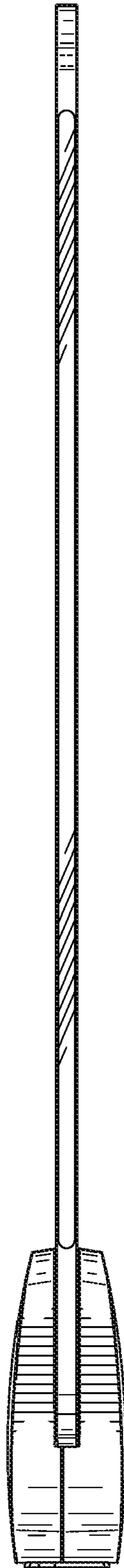


FIG. 4

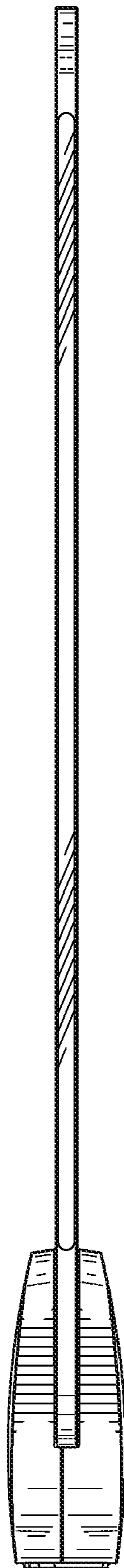


FIG. 5

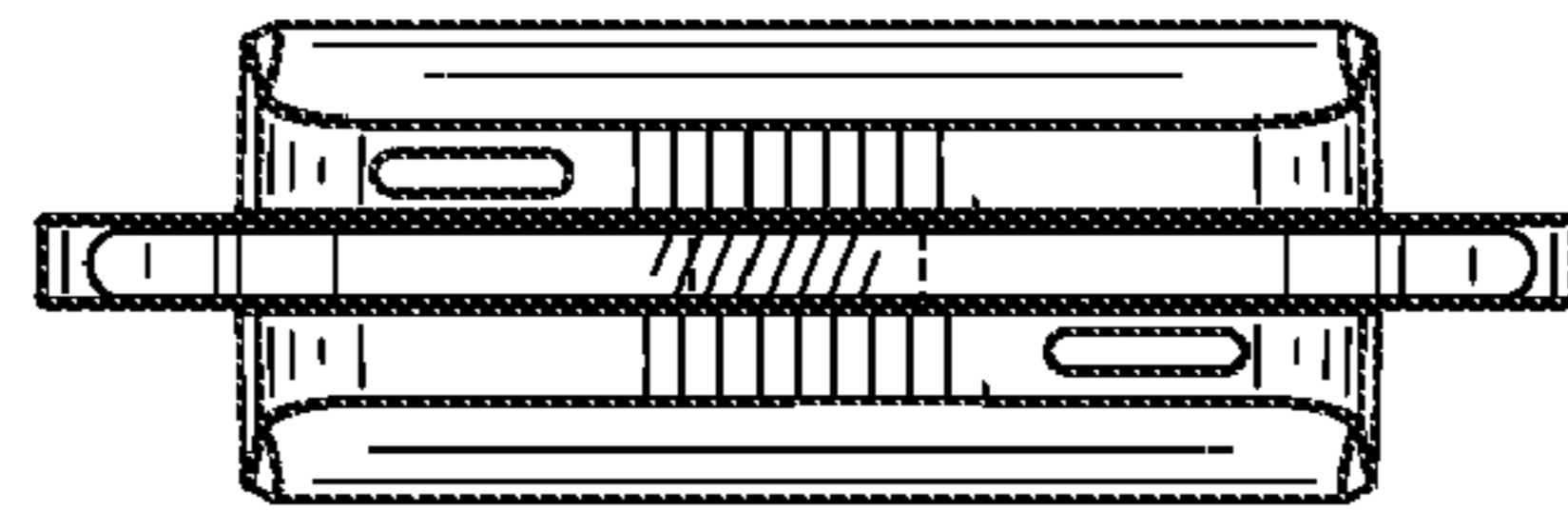


FIG. 6

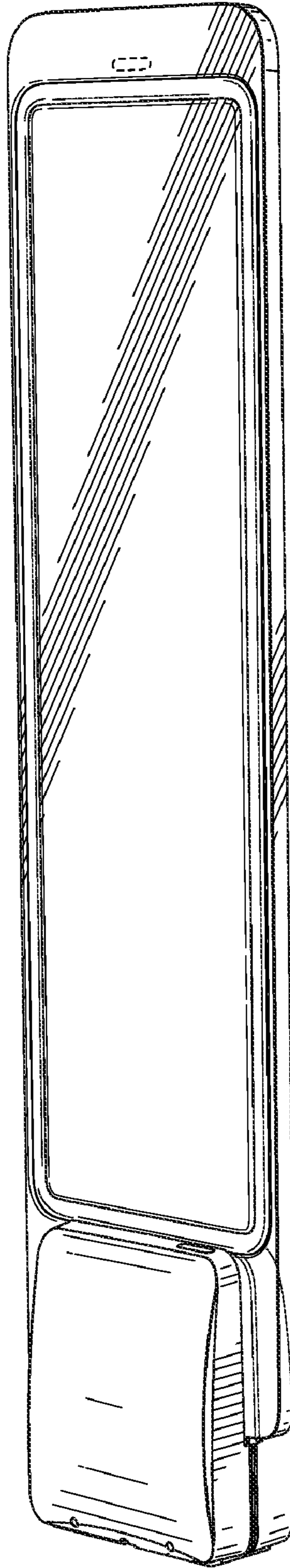


FIG. 7