



US00D664120S

(12) **United States Design Patent**
Larson

(10) **Patent No.:** **US D664,120 S**
(45) **Date of Patent:** **** Jul. 24, 2012**

- (54) **SPEAKER**
- (75) Inventor: **Eva Hanner Larson**, Gothenburg (SE)
- (73) Assignee: **Actiwave AB**, Solna (SE)
- (**) Term: **14 Years**
- (21) Appl. No.: **29/386,686**
- (22) Filed: **Mar. 3, 2011**

Primary Examiner — Prabhakar Deshmukh
(74) *Attorney, Agent, or Firm* — Michael G. Johnston;
Moore & Van Allen PLLC

(57) **CLAIM**
The ornamental design for a speaker, as shown and described.

DESCRIPTION


- (30) **Foreign Application Priority Data**
Sep. 3, 2010 (EM) 001750274-001
- (51) **LOC (9) Cl.** **14-01**
- (52) **U.S. Cl.** **D14/215**
- (58) **Field of Classification Search** D14/204,
D14/210–216, 172; 181/143–144, 147–148,
181/150–153, 157, 198–199; 381/300–303,
381/306, 332–333, 336, 345, 361–364, 386–388
See application file for complete search history.

FIG. 1 is a perspective view of a speaker showing my new design.
 FIG. 2 is a top plan view of the speaker shown in FIG. 1 showing my new design.
 FIG. 3 is a bottom plan view of the speaker shown in FIG. 1 showing my new design.
 FIG. 4 is a left side elevation view of the speaker shown in FIG. 1 showing my new design.
 FIG. 5 is a right side elevation view of the speaker shown in FIG. 1 showing my new design.
 FIG. 6 is a rear elevation view of the speaker shown in FIG. 1 showing my new design; and,
 FIG. 7 is a front elevation view of the speaker shown in FIG. 1 showing my new design.
 The broken line showing in FIGS. 1, 2 and 4 is for the purpose of illustrating portions of the speaker and forms no part of the claimed design.

- (56) **References Cited**
U.S. PATENT DOCUMENTS
D597,525 S * 8/2009 Jha D14/207
D612,836 S * 3/2010 Jha D14/214
D620,922 S * 8/2010 Skurdal D14/209.1

* cited by examiner

1 Claim, 5 Drawing Sheets



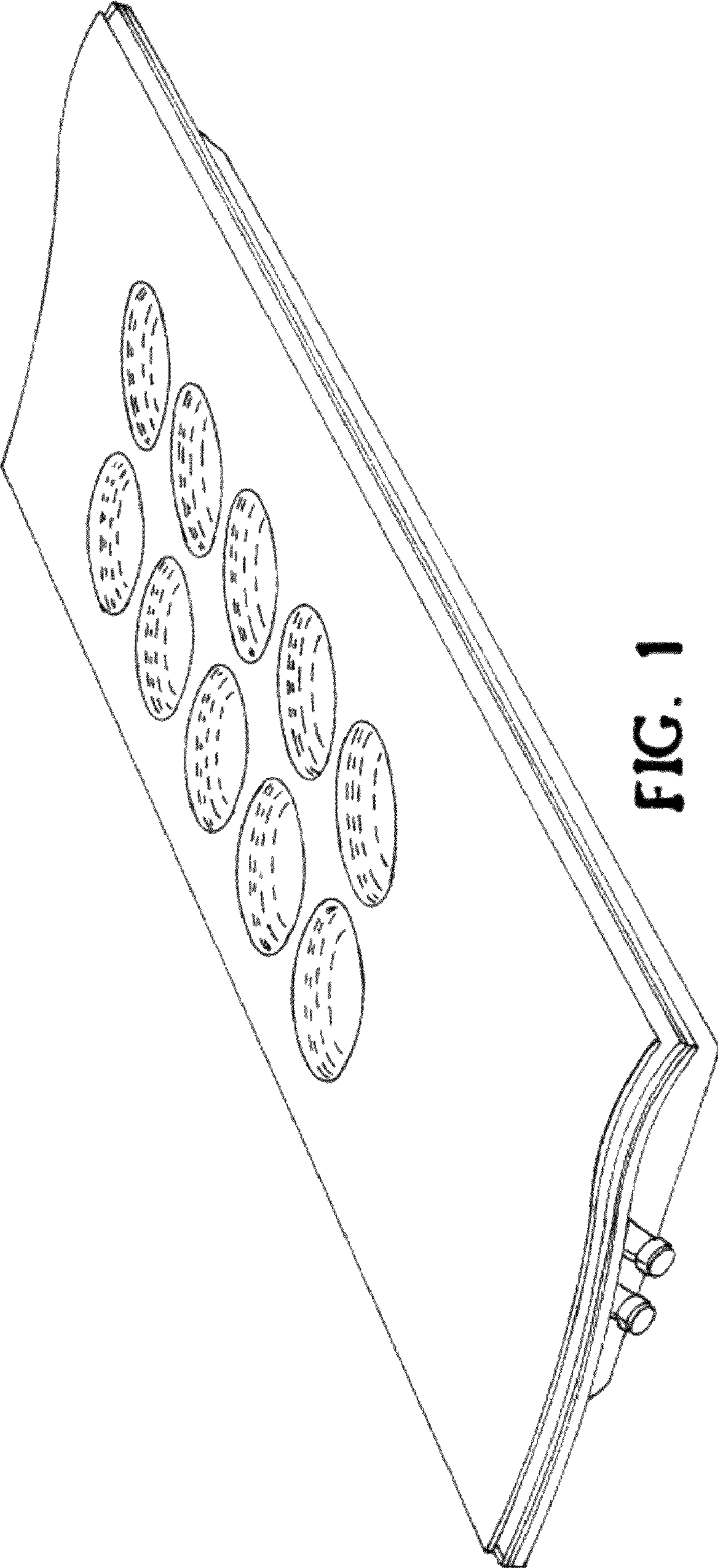


FIG. 1

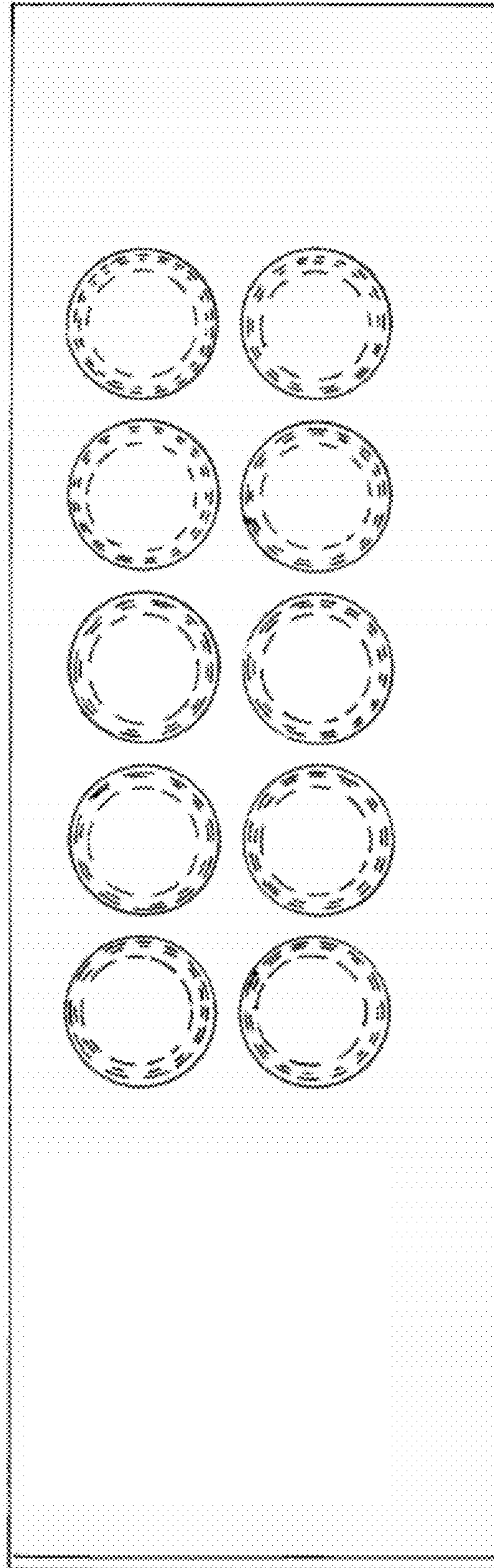


FIG. 2

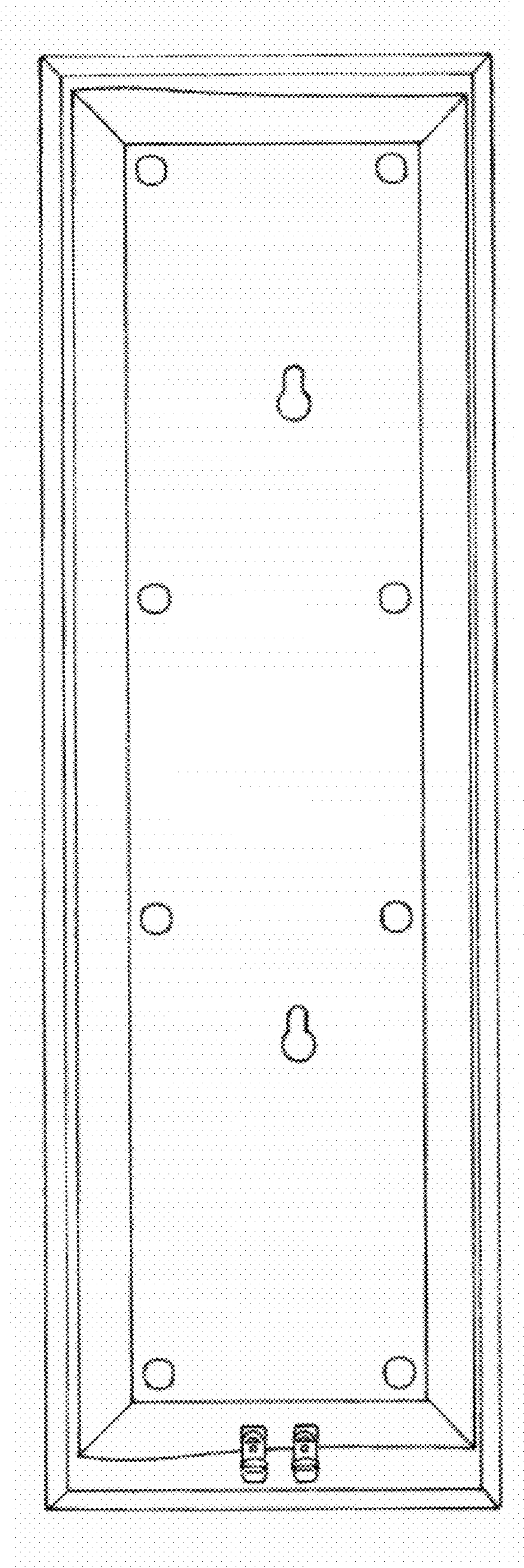


FIG. 3




FIG. 4




FIG. 5




FIG. 6

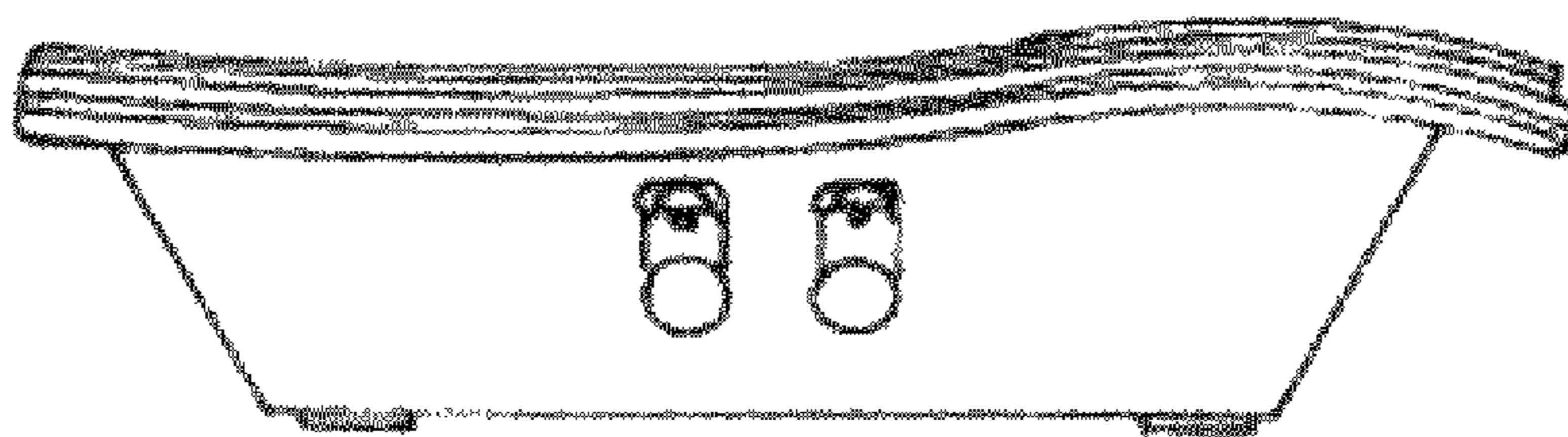


FIG. 7