



US00D664119S

(12) **United States Design Patent**
Won et al.

(10) **Patent No.:** **US D664,119 S**
(45) **Date of Patent:** **** Jul. 24, 2012**

(54) **AUDIO SPEAKER**

(75) Inventors: **Hyo Jin Won**, Seoul (KR); **Gang Ho Woo**, Seoul (KR); **Young Won Jeong**, Jeonju-si (KR)

(73) Assignee: **LG Electronics Inc.**, Seoul (KR)

(**) Term: **14 Years**

(21) Appl. No.: **29/385,278**

(22) Filed: **Feb. 11, 2011**

(30) **Foreign Application Priority Data**

Aug. 12, 2010 (KR) 30-2010-0035166

(51) **LOC (9) Cl.** **14-01**

(52) **U.S. Cl.** **D14/215**

(58) **Field of Classification Search** D14/204,
D14/210-216, 172; 181/143-144, 147-148,
181/150-153, 157, 198-199; 381/300-303,
381/306, 332-333, 336, 345, 361-364, 386-388

See application file for complete search history.

(56) **References Cited**

U.S. PATENT DOCUMENTS

D506,745 S *	6/2005	Sitoh	D14/214
D506,746 S *	6/2005	Hioki	D14/215
D509,212 S *	9/2005	Hioki	D14/215
D542,268 S *	5/2007	Heath	D14/211
D576,150 S *	9/2008	Lim et al.	D14/211

* cited by examiner

Primary Examiner — Prabhakar Deshmukh

(74) *Attorney, Agent, or Firm* — Birch, Stewart, Kolasch & Birch, LLP

(57) **CLAIM**

We claim the ornamental design for an audio speaker, as shown and described.

DESCRIPTION

FIG. 1 is a perspective view of an audio speaker showing our new design:

FIG. 2 is a front elevation view thereof;

FIG. 3 is a rear elevation view thereof;

FIG. 4 is a left-side elevation view thereof;

FIG. 5 is a right-side elevation view thereof; and,

FIG. 6 is a top plan view thereof.

The bottom of the audio speaker is plain and unornamented.

1 Claim, 5 Drawing Sheets




FIG. 1




FIG. 2

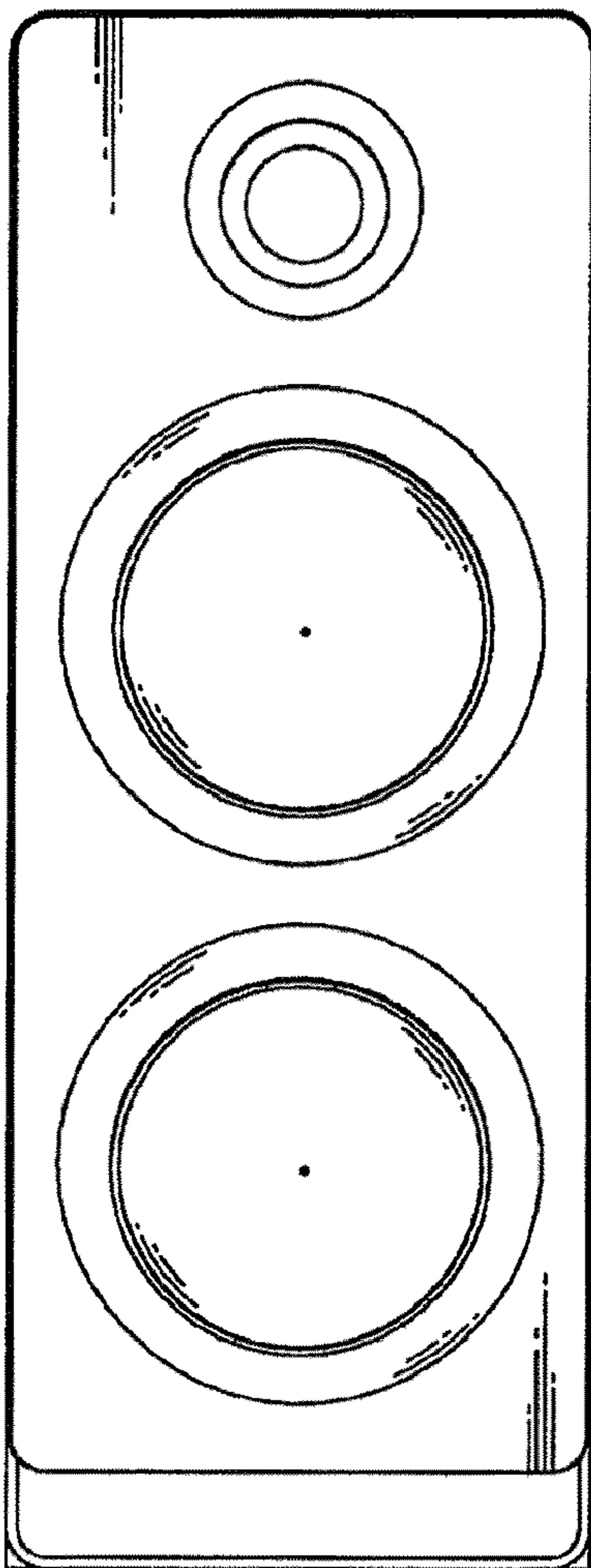


FIG. 3

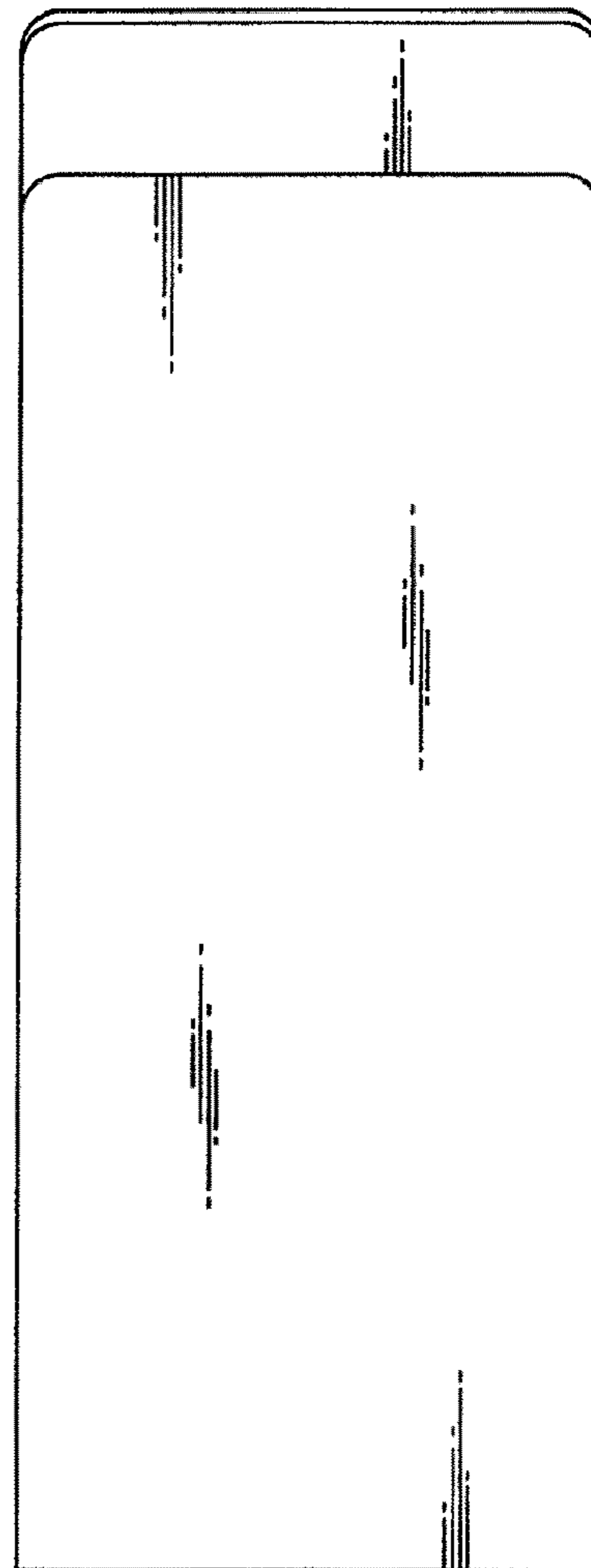


FIG. 4

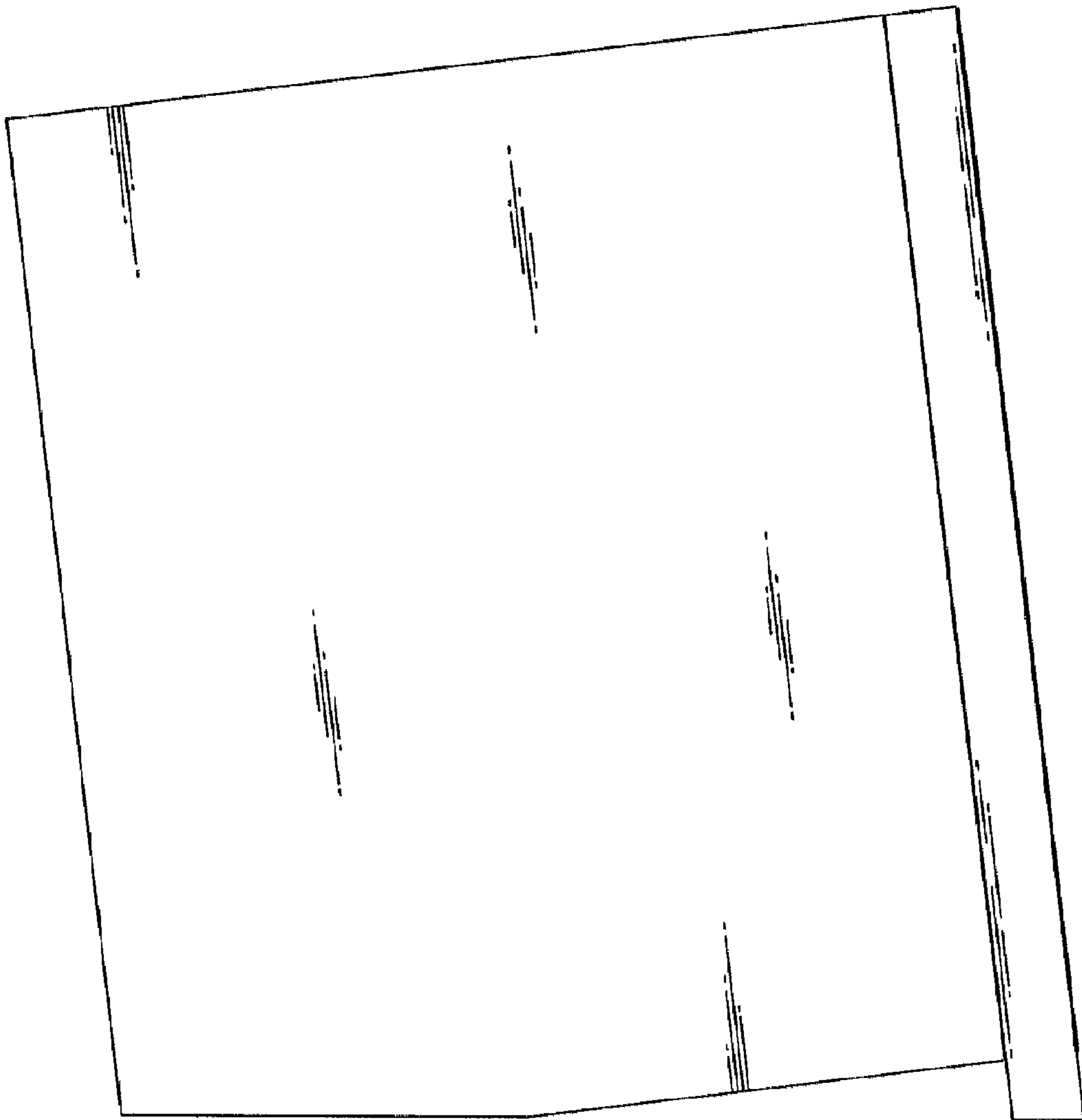


FIG. 5

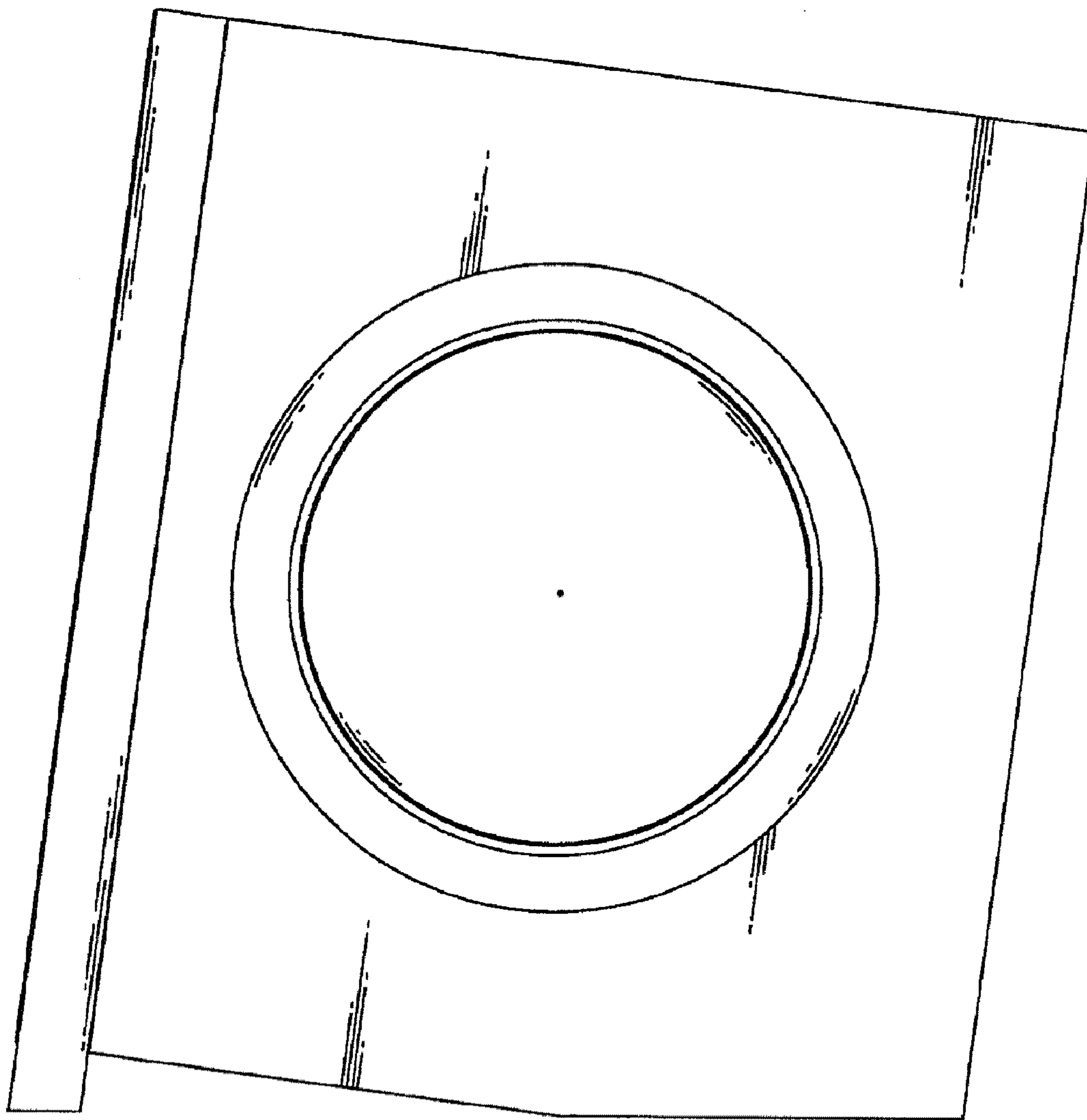


FIG. 6

