

US00D664107S

(12) **United States Design Patent**
Wang

(10) **Patent No.:** **US D664,107 S**
(45) **Date of Patent:** **** Jul. 24, 2012**

(54) **LIGHT EMITTING DIODE PACKAGE**

(75) Inventor: **Chi-Kuon Wang**, Taipei (TW)

(73) Assignee: **Lextar Electronics Corp.**, Hsinchu (TW)

(**) Term: **14 Years**

(21) Appl. No.: **29/402,468**

(22) Filed: **Sep. 23, 2011**

(30) **Foreign Application Priority Data**

May 26, 2011 (TW) 100302600

(51) **LOC (9) Cl.** **13-03**

(52) **U.S. Cl.** **D13/180**

(58) **Field of Classification Search** D13/180;
D26/2; 257/79, 80, 81, 88, 89, 95, 98, 99,
257/100, E33.058; 313/483, 498, 500; 362/555,
362/800

See application file for complete search history.

(56) **References Cited**

U.S. PATENT DOCUMENTS

5,401,910 A * 3/1995 Mandai et al. 174/250
D576,570 S * 9/2008 Chen et al. D13/180

D578,084 S * 10/2008 Kobayakawa D13/180
D608,309 S * 1/2010 Kim D13/180
D627,310 S * 11/2010 Lin et al. D13/180
D628,541 S * 12/2010 Lin D13/180
D632,267 S * 2/2011 Chen et al. D13/180
D635,529 S * 4/2011 Hsu D13/180
D640,995 S * 7/2011 Lin et al. D13/180
D640,996 S * 7/2011 Lee et al. D13/180
D656,107 S * 3/2012 Hsu D13/180
2007/0096114 A1 * 5/2007 Aoki et al. 257/79
2011/0127566 A1 * 6/2011 Yoon 257/99

* cited by examiner

Primary Examiner — Selina Sikder

(74) *Attorney, Agent, or Firm* — Schmeiser, Olsen & Watts LLP

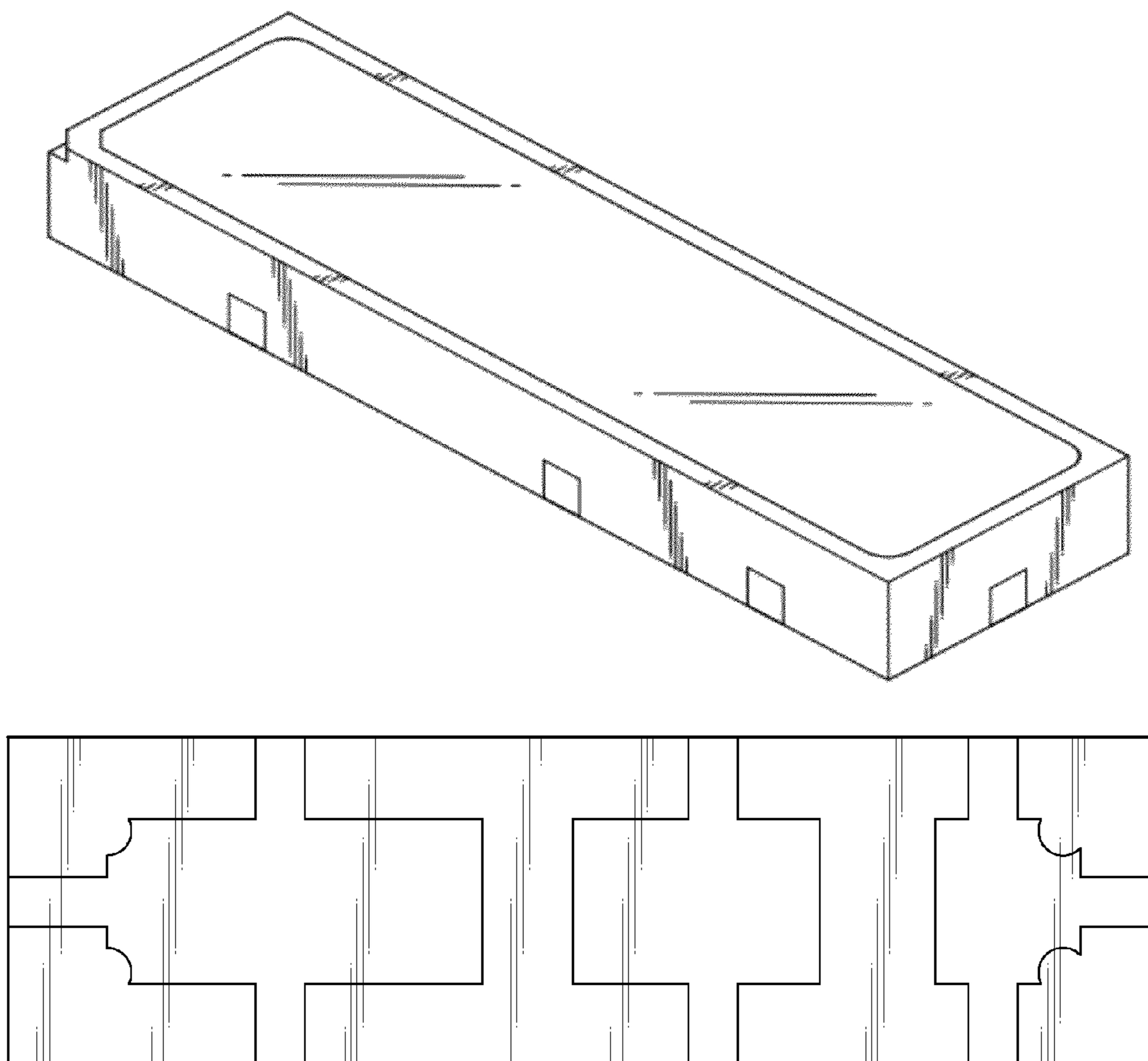
(57) **CLAIM**

I claim the ornamental design for light emitting diode package, as shown and described.

DESCRIPTION

FIG. 1 is a front perspective view of light emitting diode package showing the new design;
FIG. 2 is a front elevational view thereof;
FIG. 3 is a rear elevational view thereof;
FIG. 4 is a left side elevational view thereof;
FIG. 5 is a right side elevational view thereof;
FIG. 6 is a top plan view thereof; and,
FIG. 7 is a bottom plan view thereof.

1 Claim, 7 Drawing Sheets



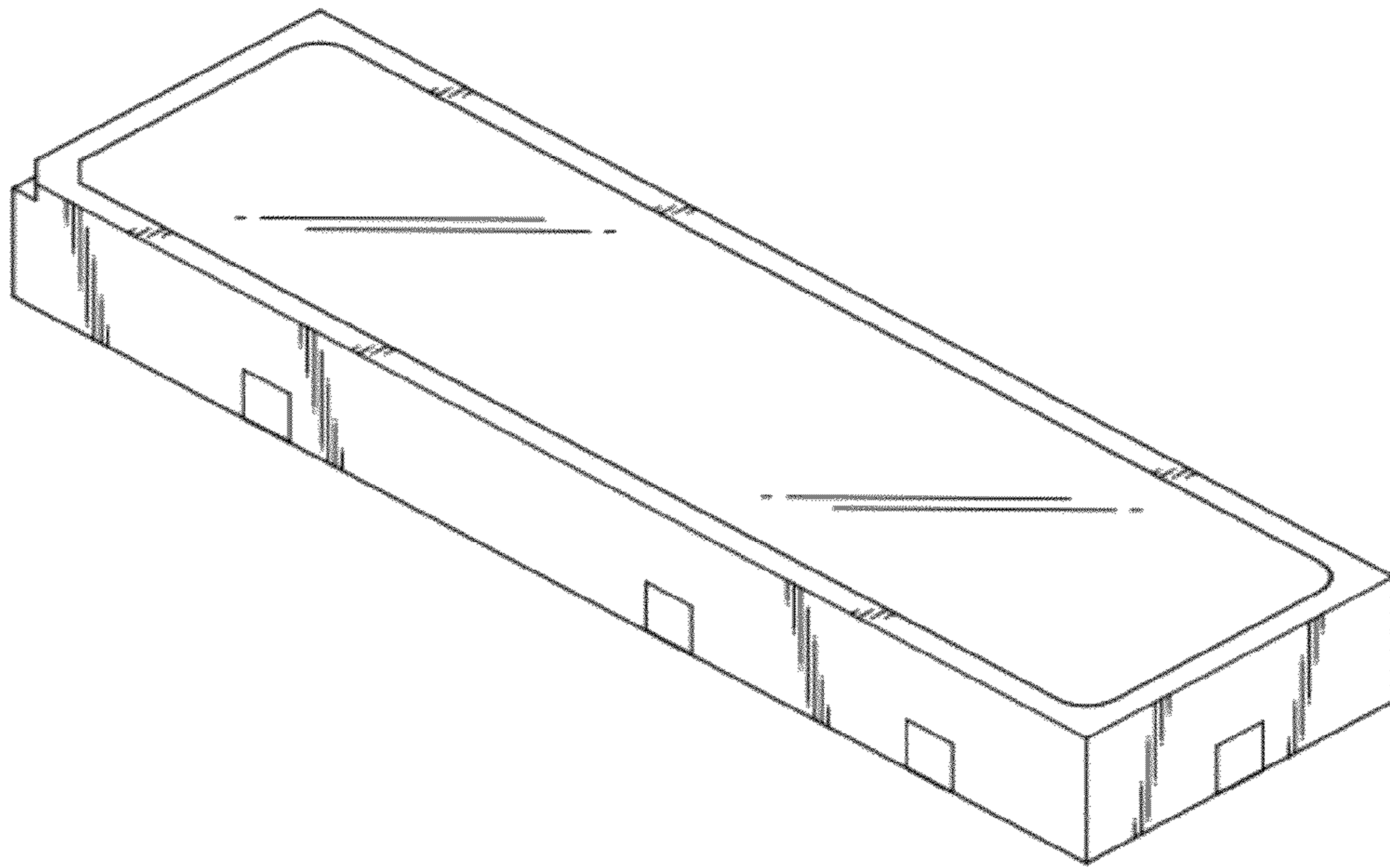


FIG.1




FIG.2



FIG.3

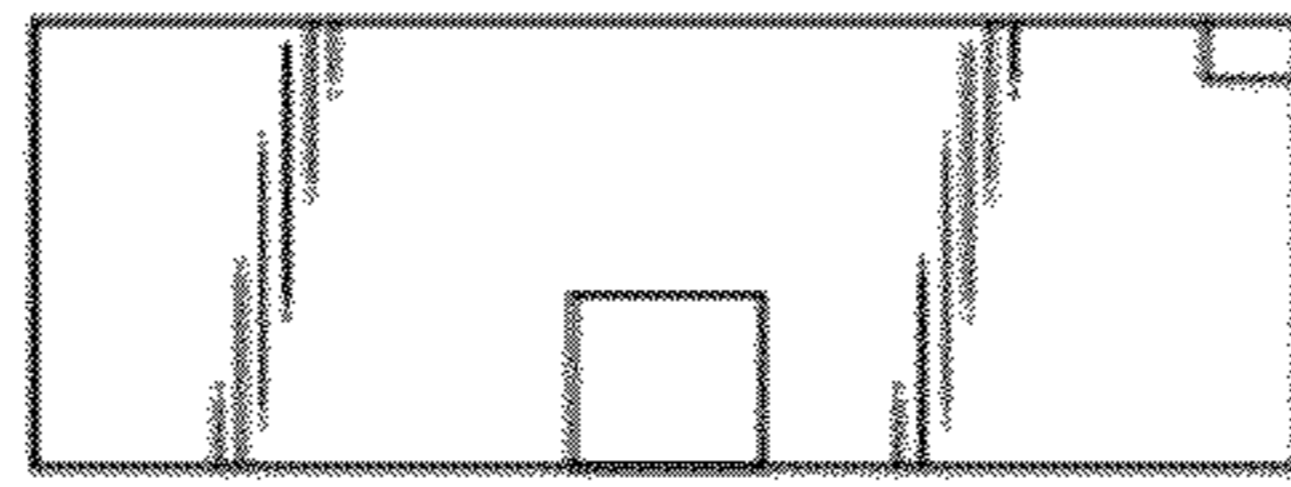


FIG.4

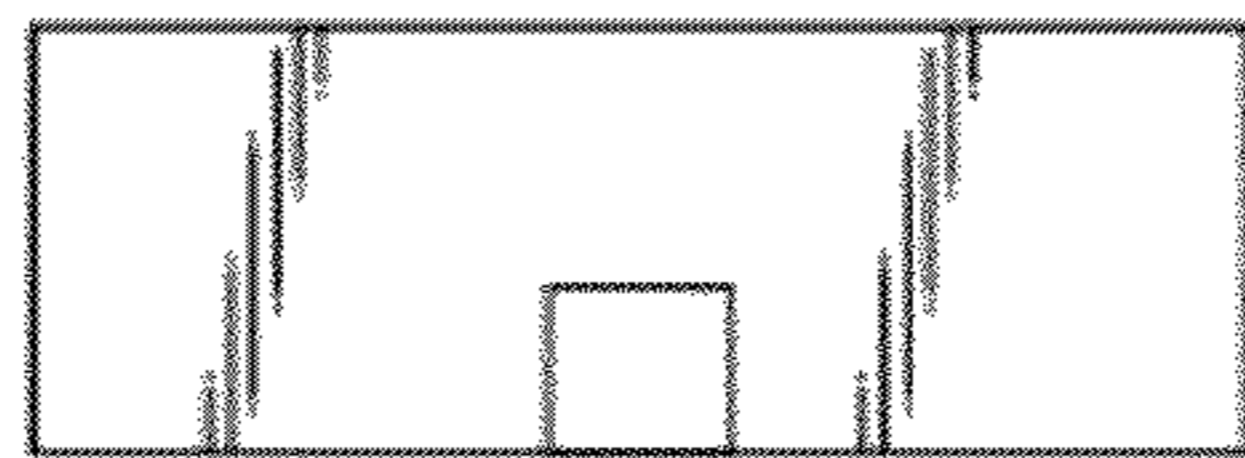


FIG.5

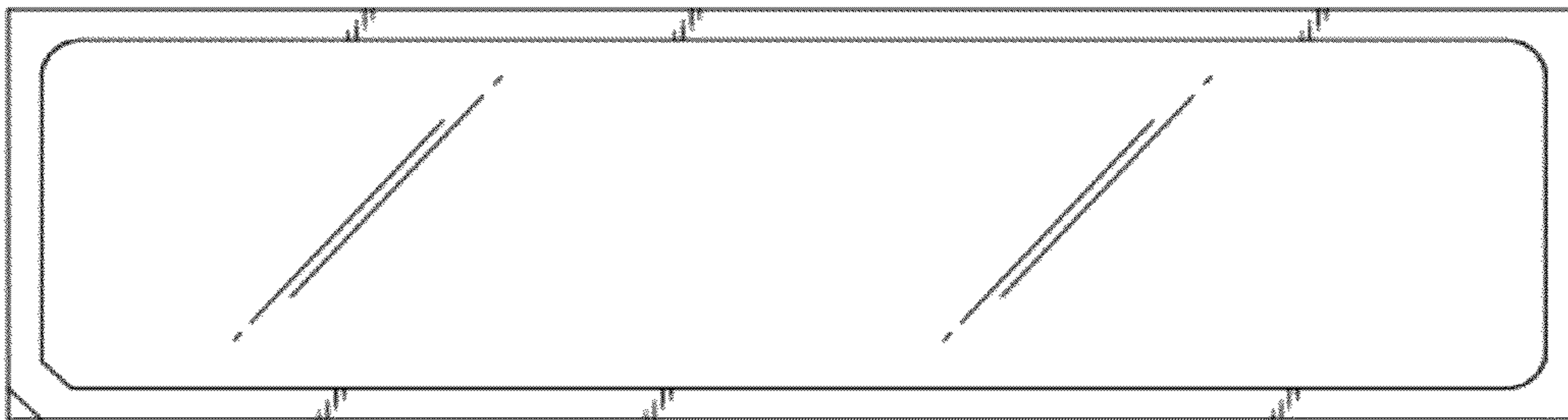


FIG.6

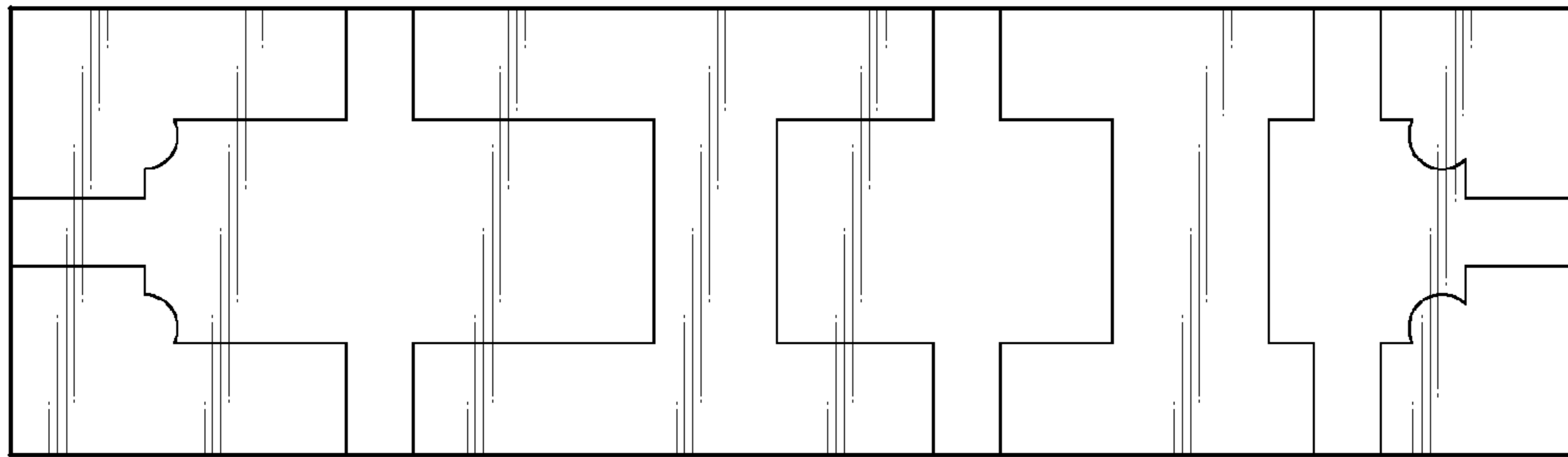


FIG.7