



US00D664084S

(12) **United States Design Patent**  
**Faulwetter-Quandt et al.**

(10) **Patent No.:** **US D664,084 S**  
(45) **Date of Patent:** **\*\* \*Jul. 24, 2012**

(54) **SOLAR CELL**

(75) Inventors: **Björn Faulwetter-Quandt**, Leipzig (DE); **Sven Wanka**, Leipzig (DE)

(73) Assignee: **Q-Cells SE**, Bitterfeld-Wolfen (DE)

(\* ) Notice: This patent is subject to a terminal disclaimer.

(\*\*) Term: **14 Years**

(21) Appl. No.: **29/391,413**

(22) Filed: **May 9, 2011**

(30) **Foreign Application Priority Data**

Mar. 21, 2011 (EM) ..... 593546101

(51) **LOC (9) Cl.** ..... **13-02**

(52) **U.S. Cl.** ..... **D13/102**

(58) **Field of Classification Search** ..... D13/101, D13/102, 199; D5/55, 60, 63; D25/102, D25/106, 107, 108, 140, 143, 157, 158; 126/561, 126/566, 569; 136/243-247, 251, 252, 254, 136/256, 261, 263, 265; 428/156, 213, 215, 428/220, 507, 542.2, 542.6, 919

See application file for complete search history.

(56) **References Cited**

**U.S. PATENT DOCUMENTS**

D251,663 S \* 4/1979 Lindmayer ..... D13/102  
D263,393 S \* 3/1982 Lindmayer ..... D13/102

4,449,514 A \* 5/1984 Selcuk ..... 126/571  
D442,139 S \* 5/2001 Sasaoka ..... D13/102  
D601,087 S \* 9/2009 Feng et al. .... D13/102  
2008/0072959 A1\* 3/2008 Chen et al. .... 136/257

**FOREIGN PATENT DOCUMENTS**

DE 40601245-0001-12 A 9/2009

\* cited by examiner

*Primary Examiner* — Derrick Holland

(74) *Attorney, Agent, or Firm* — William J. Sapone; Coleman Sudol Sapone P.C.

(57) **CLAIM**

We claim the ornamental design for a solar cell, as shown and described.

**DESCRIPTION**

FIG. 1 is a front perspective view of a solar cell showing our new design;

FIG. 2 is a top view thereof,

FIG. 3 is a right side view, the left side being a mirror image thereof,

FIG. 4 is a front view, the rear view being a mirror image thereof,



FIG. 5 is a front perspective view of an alternate embodiment of a solar cell showing our new design;

FIG. 6 is a top view thereof,

FIG. 7 is a right side view thereof, the left side being a mirror image thereof; and,

FIG. 8 is a front view thereof, the rear view being a mirror image thereof.

**1 Claim, 4 Drawing Sheets**









Fig. 1




**Fig. 2**




**Fig. 3**




**Fig. 4**




**Fig. 5**



**Fig. 6**



**Fig. 7**



**Fig. 8**