



US00D664069S

(12) **United States Design Patent**  
**Dan et al.**

(10) **Patent No.:** **US D664,069 S**  
(45) **Date of Patent:** **\*\* Jul. 24, 2012**

(54) **VEHICLE**

(75) Inventors: **Ka Dan**, Shenzhen (CN); **Heping Ling**,  
Shenzhen (CN); **Yubo Lian**, Shenzhen  
(CN)

(73) Assignee: **BYD Company Limited**, Shenzhen  
(CN)

(\*\*) Term: **14 Years**

(21) Appl. No.: **29/394,569**

(22) Filed: **Jun. 17, 2011**

(30) **Foreign Application Priority Data**

Dec. 20, 2010 (CN) ..... 2010 3 0696166

(51) **LOC (9) Cl.** ..... **12-08**

(52) **U.S. Cl.** ..... **D12/91**

(58) **Field of Classification Search** ..... D12/86,  
D12/90-92; D21/424, 433, 434; 296/181.1,  
296/181.5

See application file for complete search history.

(56) **References Cited**

U.S. PATENT DOCUMENTS

D592,552 S	5/2009	Wang et al.	
D638,752 S *	5/2011	Date et al. ....	D12/91
D641,289 S *	7/2011	Song et al. ....	D12/91
D641,291 S *	7/2011	Sperling et al. ....	D12/91
D651,943 S *	1/2012	Stolfo et al. ....	D12/91

\* cited by examiner

*Primary Examiner* — Melody N Brown

(74) *Attorney, Agent, or Firm* — Squire Sanders (US) LLP

(57) **CLAIM**

The ornamental design for a vehicle, substantially as shown and described.

**DESCRIPTION**

FIG. 1 is a front view of a vehicle in accordance with the present design;

FIG. 2 is a rear view of the vehicle;


FIG. 3 is a left side view of the vehicle;

FIG. 4 is a top view of the vehicle;

FIG. 5 is a perspective view of the vehicle; and,

FIG. 6 is a rear perspective view of the vehicle.

**1 Claim, 5 Drawing Sheets**






FIG. 1

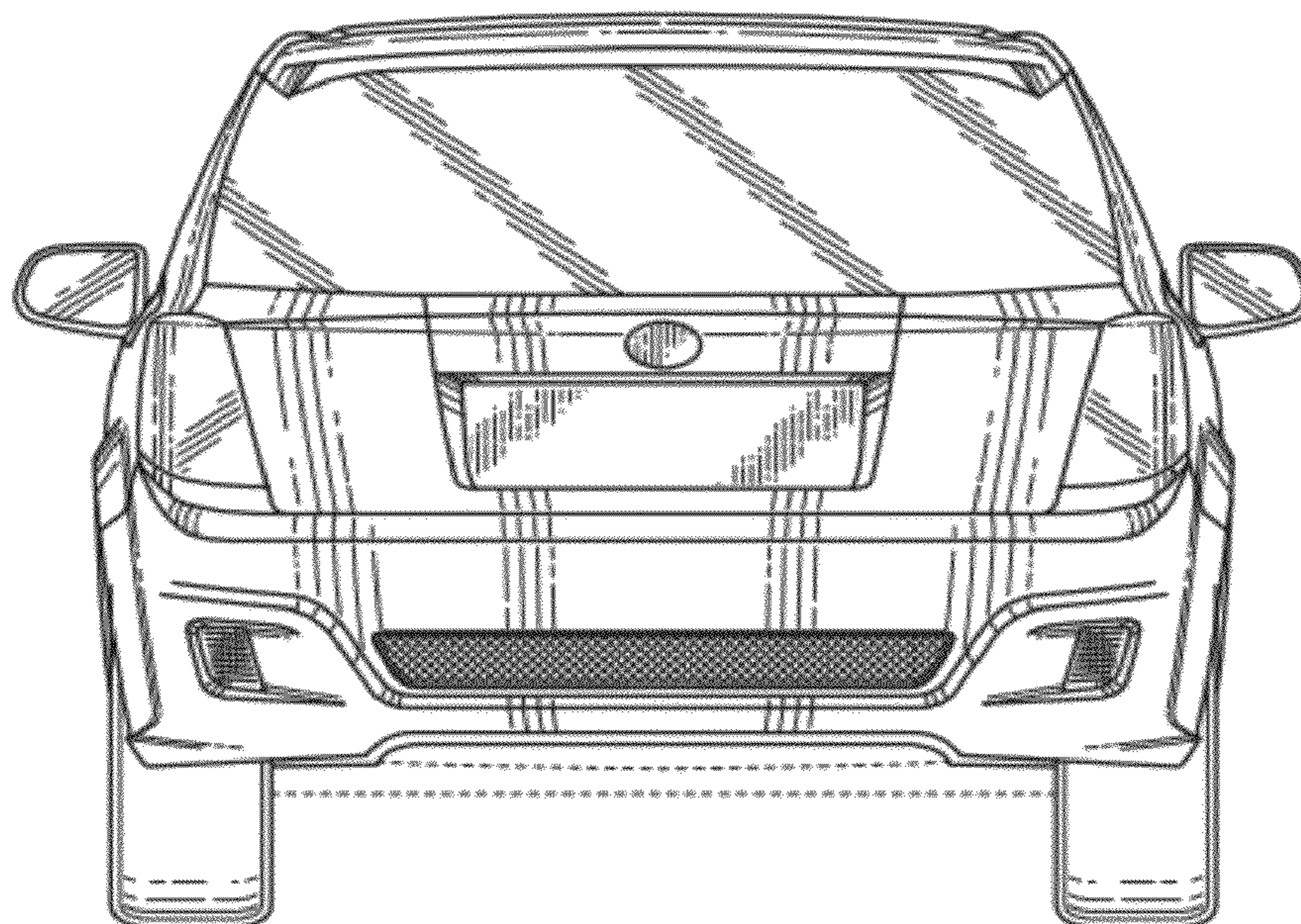


FIG. 2

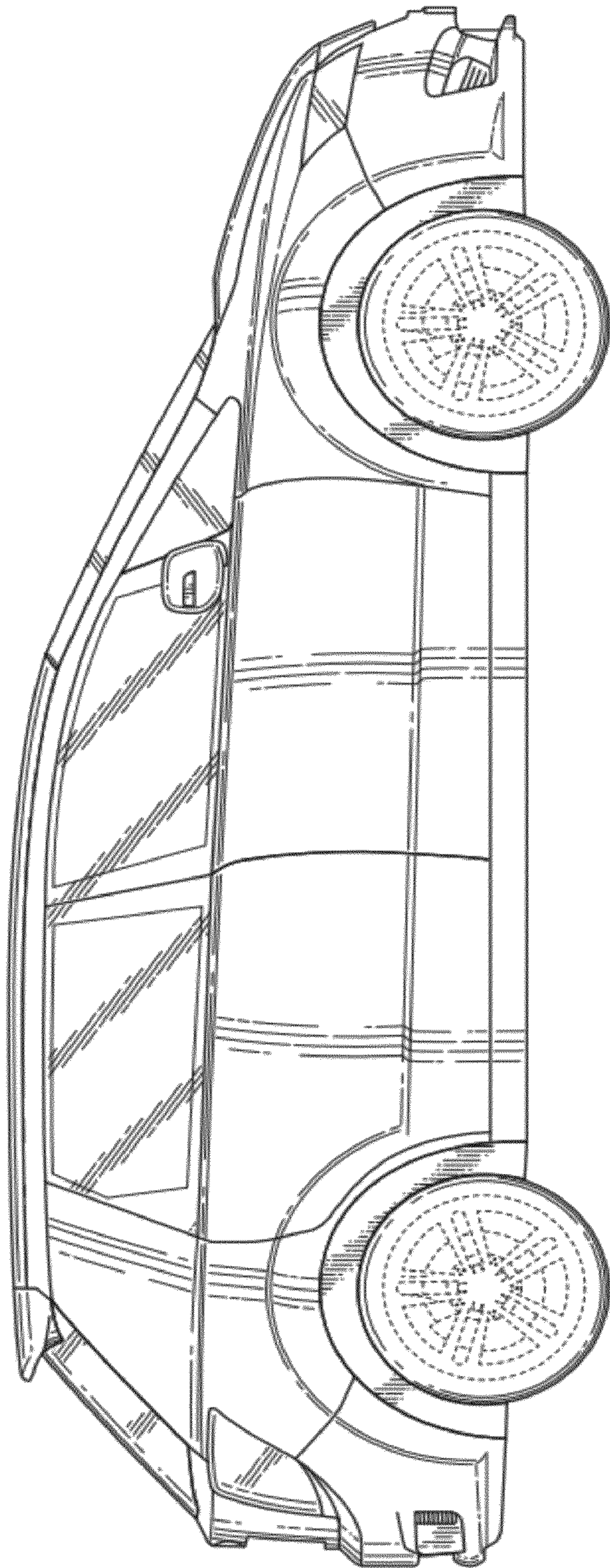


FIG. 3

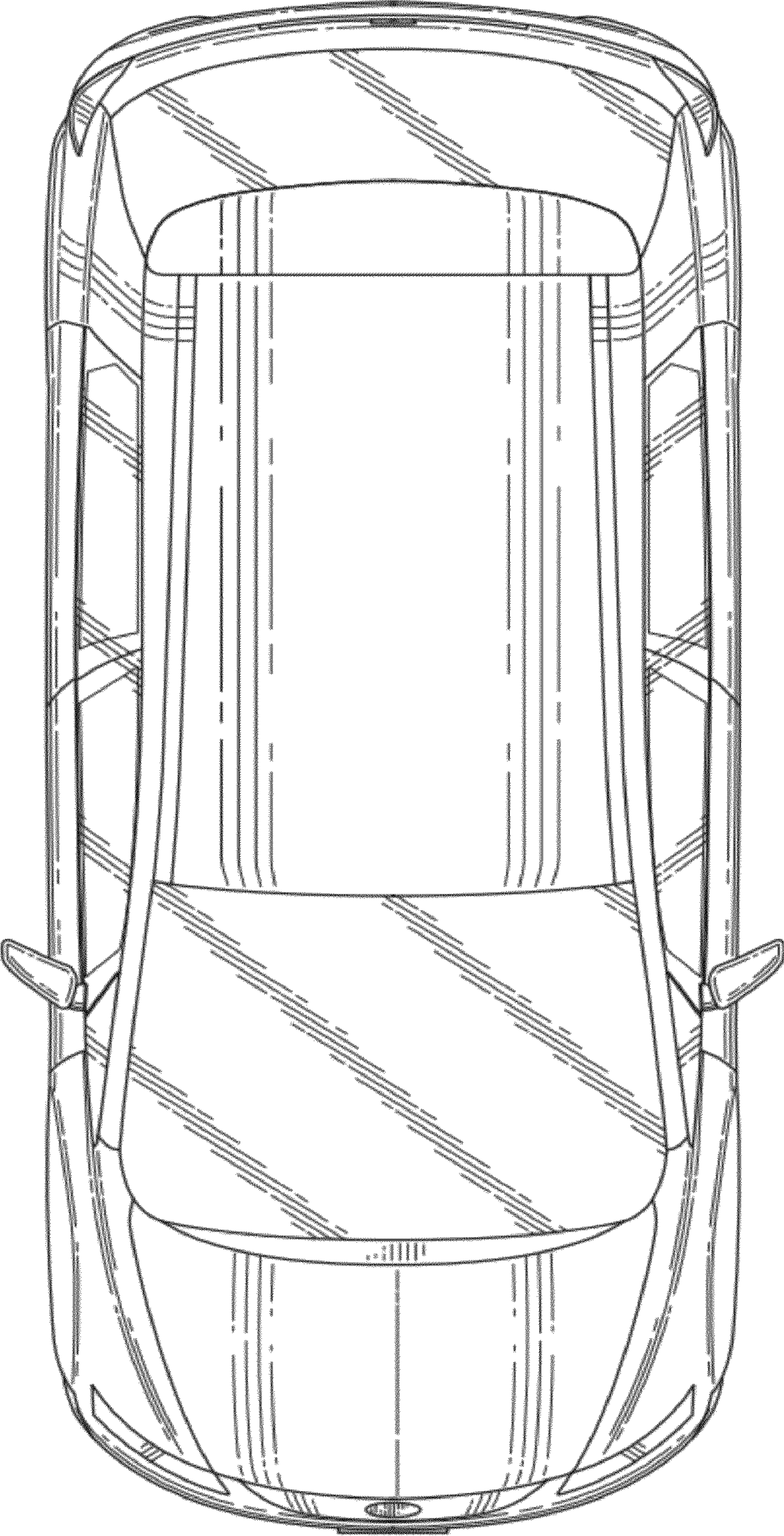


FIG. 4




FIG. 5




FIG. 6