

US00D664063S

(12) **United States Design Patent**
Papadimitriou

(10) **Patent No.:** **US D664,063 S**
(45) **Date of Patent:** **** Jul. 24, 2012**

(54) **PENDANT**

(75) Inventor: **Costantino Papadimitriou**, Milan (IT)

(73) Assignee: **De Beers Centenary AG**, Lucerne (CH)

(**) Term: **14 Years**

(21) Appl. No.: **29/400,793**

(22) Filed: **Sep. 1, 2011**

(30) **Foreign Application Priority Data**

Mar. 3, 2011 (EM) 001830159

(51) **LOC (9) Cl.** **11-01**

(52) **U.S. Cl.** **D11/79; D11/43**

(58) **Field of Classification Search** D11/79–85,
D11/89–91, 40–48, 1–8; 63/26–28, 12–14,
63/3, 3.1, 3.2

See application file for complete search history.

(56) **References Cited**

U.S. PATENT DOCUMENTS

D11,457 S *	10/1879	Aikin	D11/79
D31,545 S	9/1899	French		
D36,484 S	8/1903	Horth		
D59,469 S *	10/1921	Gagnon	D6/581
D64,831 S	6/1924	Anshen		
1,732,250 A	10/1929	Wehse		
2,031,110 A	2/1936	King		
D132,454 S	5/1942	Nathan		
D147,199 S	7/1947	Philippe		
D150,586 S *	8/1948	Katz	D11/43
D153,021 S	3/1949	Philippe		
D153,023 S	3/1949	Philippe		
D161,526 S	1/1951	Philippe		
D170,872 S	11/1953	Katz		
D171,349 S	1/1954	Katz		
D171,701 S *	3/1954	Katz	D11/43
D173,356 S	11/1954	Katz		

D208,263 S 8/1967 Mariani
D267,634 S * 1/1983 Barr D11/79
(Continued)

Primary Examiner — Cathron Brooks

Assistant Examiner — Melanie Pellegrini

(74) *Attorney, Agent, or Firm* — SNR Denton US LLP;
Brian R. McGinley

(57) **CLAIM**

The ornamental design for a pendant, as shown and described.

DESCRIPTION

FIG. 1 is an enlarged top view of a first embodiment of the pendant;

FIG. 2 is an enlarged bottom view of the pendant illustrated in FIG. 1;

FIG. 3 is a right elevational view of the pendant illustrated in FIG. 1;

FIG. 4 is a left elevational view of the pendant illustrated in FIG. 1;

FIG. 5 is a front view of the pendant illustrated in FIG. 1;

FIG. 6 is a rear view of the pendant illustrated in FIG. 1;

FIG. 7 is a perspective view of the pendant illustrated in FIG. 1

FIG. 8 is an enlarged top view of a second embodiment of the pendant;

FIG. 9 is an enlarged bottom view of the pendant illustrated in FIG. 8;

FIG. 10 is a right elevational view of the pendant illustrated in FIG. 8;

FIG. 11 is a left elevational view of the pendant illustrated in FIG. 8;

FIG. 12 is a front view of the pendant illustrated in FIG. 8;

FIG. 13 is a rear view of the pendant illustrated in FIG. 22;

and, FIG. 14 is a perspective view of the pendant illustrated in FIG. 22.

1 Claim, 10 Drawing Sheets



US D664,063 S

Page 2

U.S. PATENT DOCUMENTS

D268,100 S	3/1983	Pederson	
D279,879 S	7/1985	Moon	
D279,880 S	7/1985	Moon	
D279,883 S *	7/1985	Moon	D11/45
D287,577 S *	1/1987	Lorberfeld	D11/43
D301,316 S	5/1989	Yoshida	
D302,400 S	7/1989	Bulgari	
D308,652 S	6/1990	Bulgari	
D326,429 S	5/1992	Azrielant	
5,219,624 A *	6/1993	Kiapos et al.	428/28
5,231,853 A	8/1993	Nicholson	
5,419,158 A	5/1995	Sandberg et al.	
5,428,974 A	7/1995	Shinohara	
D386,438 S	11/1997	Itzkowitz	
D394,824 S *	6/1998	Itzkowitz	D11/79
D415,977 S	11/1999	Itzkowitz	
6,062,045 A	5/2000	West	
D434,184 S *	11/2000	Acker	D28/41
D434,688 S	12/2000	Bulgari	
D455,097 S	4/2002	Salvarani	
D494,082 S	8/2004	Hardy	
D497,322 S	10/2004	Gruosi-Scheufele	
D499,046 S *	11/2004	Pinto et al.	D11/79
6,857,289 B1	2/2005	Cheng	
D517,938 S	3/2006	Lawlor et al.	
D520,899 S	5/2006	Lawlor et al.	
7,121,117 B2	10/2006	Gruosi-Scheufele	
D542,696 S	5/2007	Cilluffo	
D550,582 S	9/2007	Gruosi-Scheufele	
D567,134 S	4/2008	Bulgari	
D579,373 S	10/2008	Rosenthal	
D580,812 S	11/2008	Grassi Damiani	
D592,094 S *	5/2009	Vanden Berg	D11/83
7,543,460 B2	6/2009	Cruise et al.	
D597,435 S	8/2009	Gruosi	
7,571,623 B2	8/2009	Kretchmer et al.	
7,614,252 B2	11/2009	De Lyrot	
D608,237 S	1/2010	Gruosi	
D624,843 S *	10/2010	Colombani	D11/43
D631,384 S *	1/2011	Papadimitriou	D11/79
D631,385 S *	1/2011	Lebail	D11/43
D631,386 S *	1/2011	Ventura	D11/79
D632,605 S *	2/2011	Marchand	D11/43
D637,104 S *	5/2011	Papadimitriou	D11/43
D639,694 S *	6/2011	Papadimitriou	D11/43
D640,585 S *	6/2011	Nolan	D11/86
D643,325 S *	8/2011	Marchand	D11/79

* cited by examiner

FIG. 1

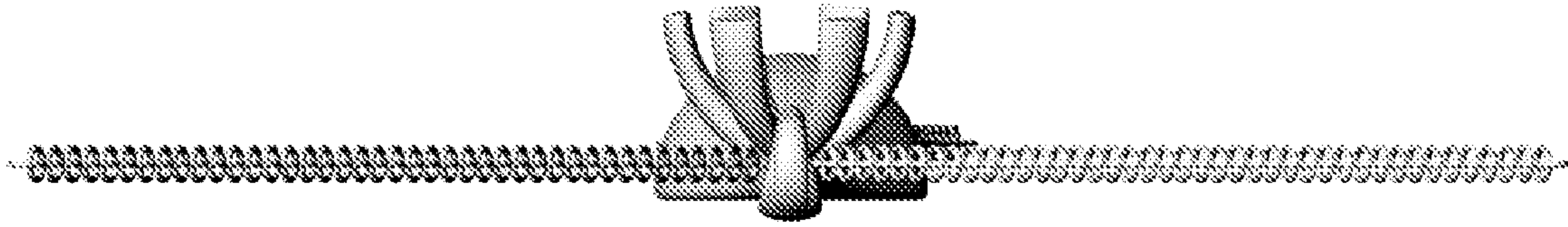


FIG. 2

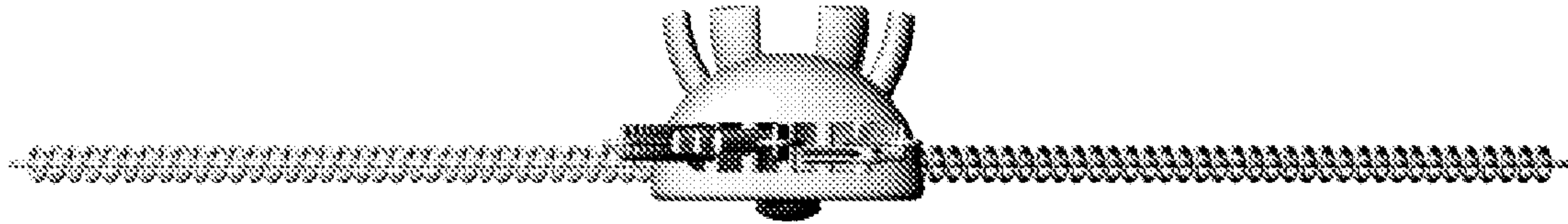


FIG. 3




FIG. 4




FIG. 5



FIG. 6



FIG. 7



FIG. 8




FIG. 9




FIG. 10



FIG. 11




FIG. 12



FIG. 13



FIG. 14

