



US00D664056S

(12) **United States Design Patent**  
**Kunka**

(10) **Patent No.:** **US D664,056 S**  
(45) **Date of Patent:** **\*\* Jul. 24, 2012**

(54) **DRIVEWAY MARKER**

(76) Inventor: **Anthony Kunka**, Williams Lake (CA)

(\*\*) Term: **14 Years**

(21) Appl. No.: **29/401,075**

(22) Filed: **Sep. 7, 2011**

(51) **LOC (9) Cl.** ..... **10-05**

(52) **U.S. Cl.** ..... **D10/113.4**

(58) **Field of Classification Search** ..... D10/109.1,  
D10/113.1, 113.2, 113.3; 116/63 C; 256/19;  
362/152, 249.03; 404/6; D20/31; 175/45;  
D26/27, 28; D14/495; 340/907; 40/610  
See application file for complete search history.

(56) **References Cited**

**U.S. PATENT DOCUMENTS**

3,785,719	A	1/1974	Jonnes	
4,443,510	A	4/1984	Watt	
5,437,907	A	8/1995	Peil et al.	
5,556,692	A	9/1996	Zheng	
6,131,320	A *	10/2000	Eberle et al.	40/610
6,258,430	B1	7/2001	Perlman	
6,579,035	B1	6/2003	Watson	
D566,193	S *	4/2008	Clark et al.	D20/31
D650,805	S *	12/2011	Impas et al.	D14/495
2012/0001772	A1 *	1/2012	Jones	340/907

**OTHER PUBLICATIONS**

Handbook of Pictorial Symbols, Rudolph Modley, Dover Publications Inc., 1976, row 3, #1.\*

\* cited by examiner

*Primary Examiner* — George D Kirschbaum

(74) *Attorney, Agent, or Firm* — Montgomery Patent & Design, LLC; Robert C. Montgomery; Joseph T. Yaksich

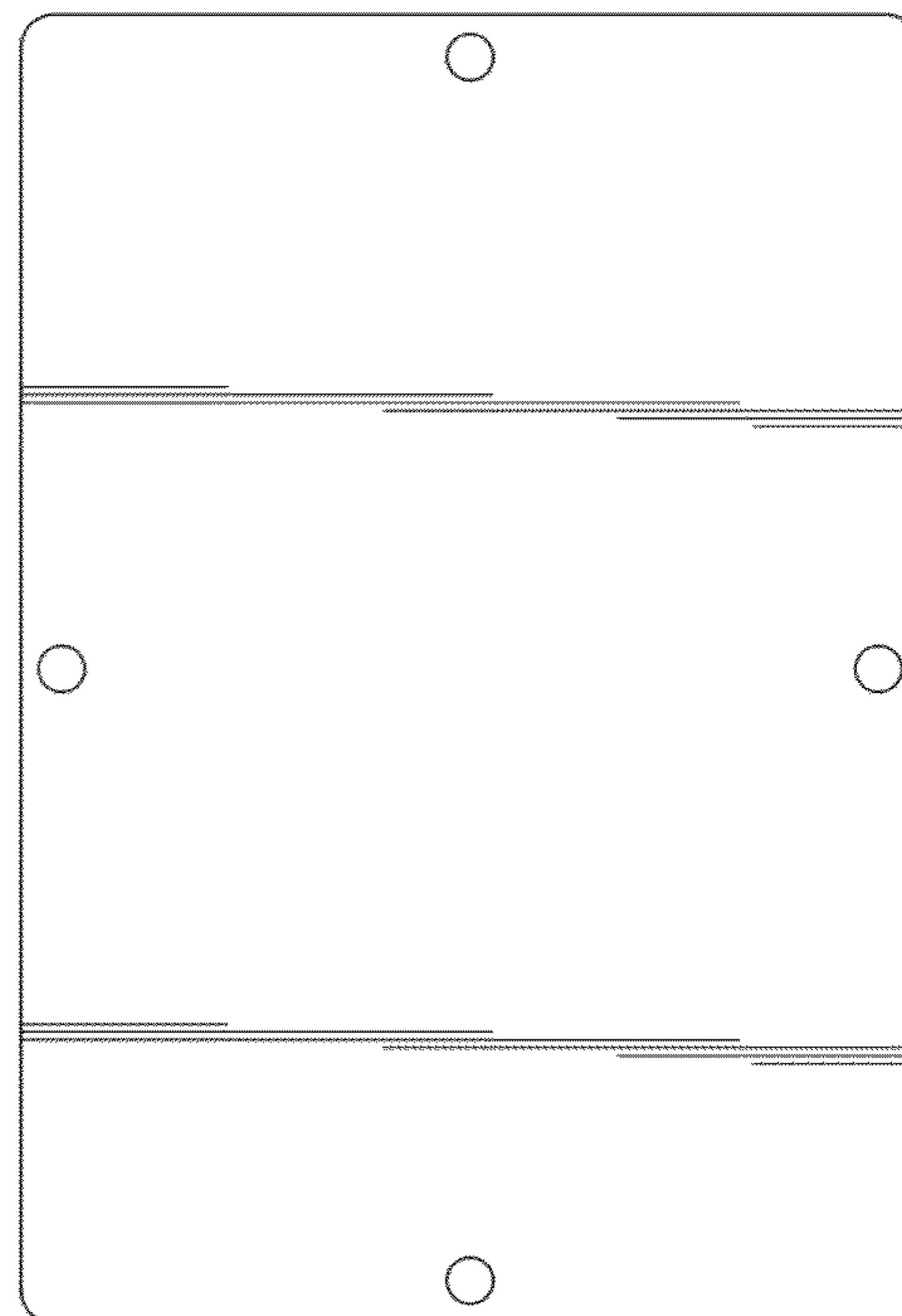

(57) **CLAIM**

The ornamental design for a driveway marker, as shown and described.

**DESCRIPTION**

FIG. 1 is a front perspective view of a driveway marker, showing my new design;  
FIG. 2 is a front view thereof;  
FIG. 3 is a rear view thereof;  
FIG. 4 is a left side view thereof with a right side view being a mirror image; and,  
FIG. 5 is a top view thereof with a bottom view being a mirror image.

**1 Claim, 5 Drawing Sheets**






Fig. 1




Fig. 2



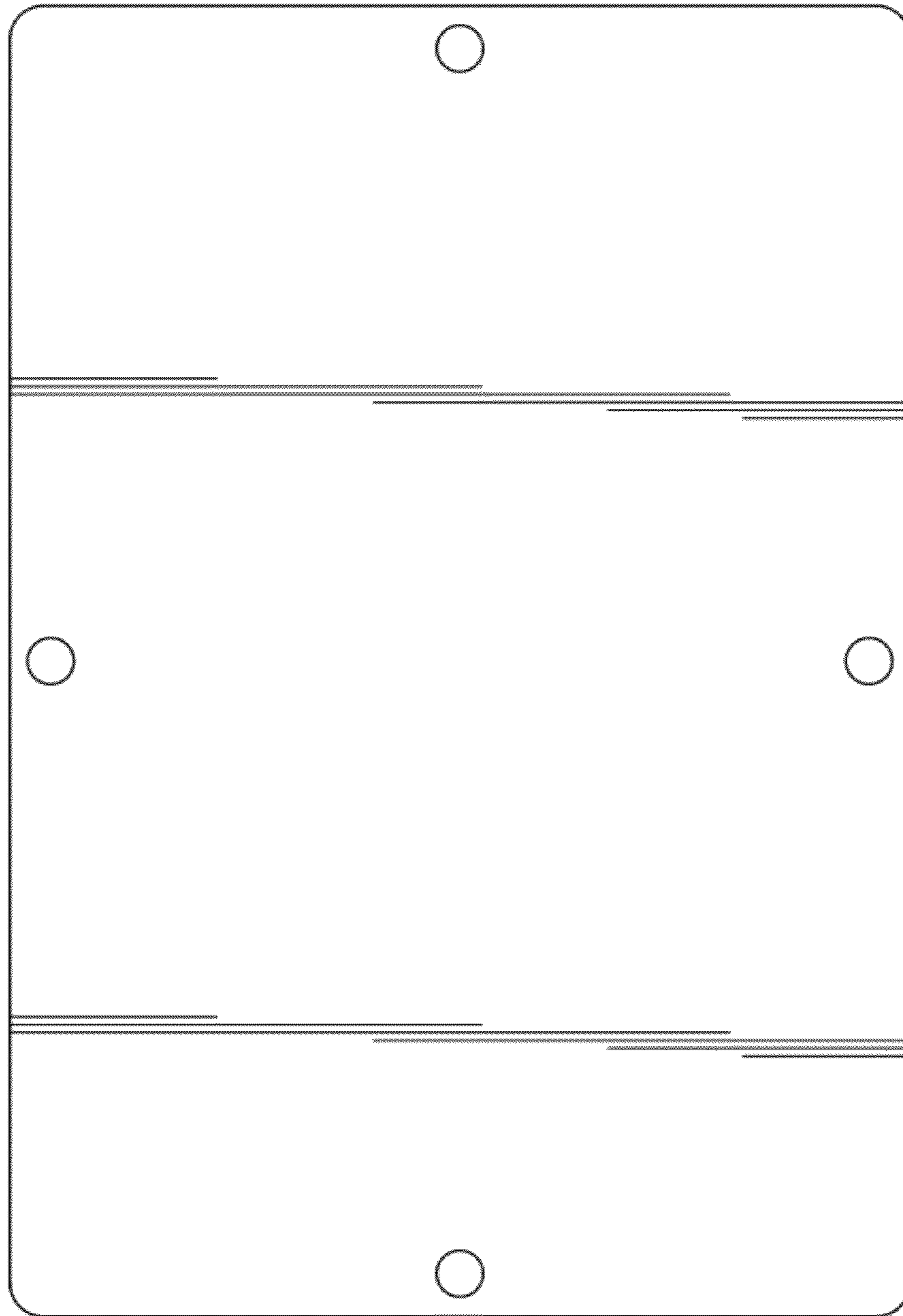


Fig. 3



Fig. 4




Fig. 5