

US00D664039S

(12) **United States Design Patent**  
**Monteparo et al.**

(10) **Patent No.:** **US D664,039 S**  
(45) **Date of Patent:** **\*\* Jul. 24, 2012**

(54) **BOTTLE**

(75) Inventors: **Sandra Monteparo**, Brooklyn, NY  
(US); **Paulina Reyes**, New York, NY  
(US)

(73) Assignee: **Victoria's Secret Stores Brand**  
**Management, Inc.**, Reynoldsburg, OH  
(US)

(\*\*) Term: **14 Years**

(21) Appl. No.: **29/374,548**

(22) Filed: **Aug. 31, 2011**

(51) **LOC (9) Cl.** ..... **09-01**

(52) **U.S. Cl.** ..... **D9/600; D9/544; D9/560**

(58) **Field of Classification Search** ..... D3/270-271.1;  
D9/600-602, 614, 616-617, 630-631, 667,  
D9/669, 516, 544-546, 559-561, 571-575;  
D7/514-518, 619.2, 623, 628; 206/457,  
206/527; 220/890; 215/400

See application file for complete search history.

(56) **References Cited**

**U.S. PATENT DOCUMENTS**

D4,773 S	4/1871	Atterbury
D34,165 S	3/1901	George
D70,591 S	7/1926	Anderson
D91,366 S	1/1934	Piazzoli
D100,424 S	7/1936	Guerlain
D202,383 S	9/1965	Du Pree
D209,100 S	10/1967	Du Pree
D211,317 S	6/1968	Sheesley
D216,778 S	3/1970	Stone
D301,838 S	6/1989	Miyakawa
D322,213 S	12/1991	Maginnis, Jr.

D352,906 S	11/1994	Gobe	
D374,397 S	10/1996	Mahlmann et al.	
D406,232 S *	3/1999	Gatti	D9/630
D416,807 S	11/1999	Varlet	
D442,475 S *	5/2001	Krunas	D9/601
D442,477 S *	5/2001	Krunas	D9/669
D466,410 S *	12/2002	De Baschmakoff	D9/516
D531,911 S	11/2006	Lloyd	
D559,697 S *	1/2008	Didier	D9/544
D595,142 S *	6/2009	Rica	D9/544
D601,428 S *	10/2009	Rica	D9/544

**OTHER PUBLICATIONS**

Victoria's Secret, Eau de Parfum.  
Victoria's Secret, Dream Angels Heavenly Summer™ Limited-edition Angel Mist.

\* cited by examiner

*Primary Examiner* — Sandra Morris

(74) *Attorney, Agent, or Firm* — Ward & Zinna

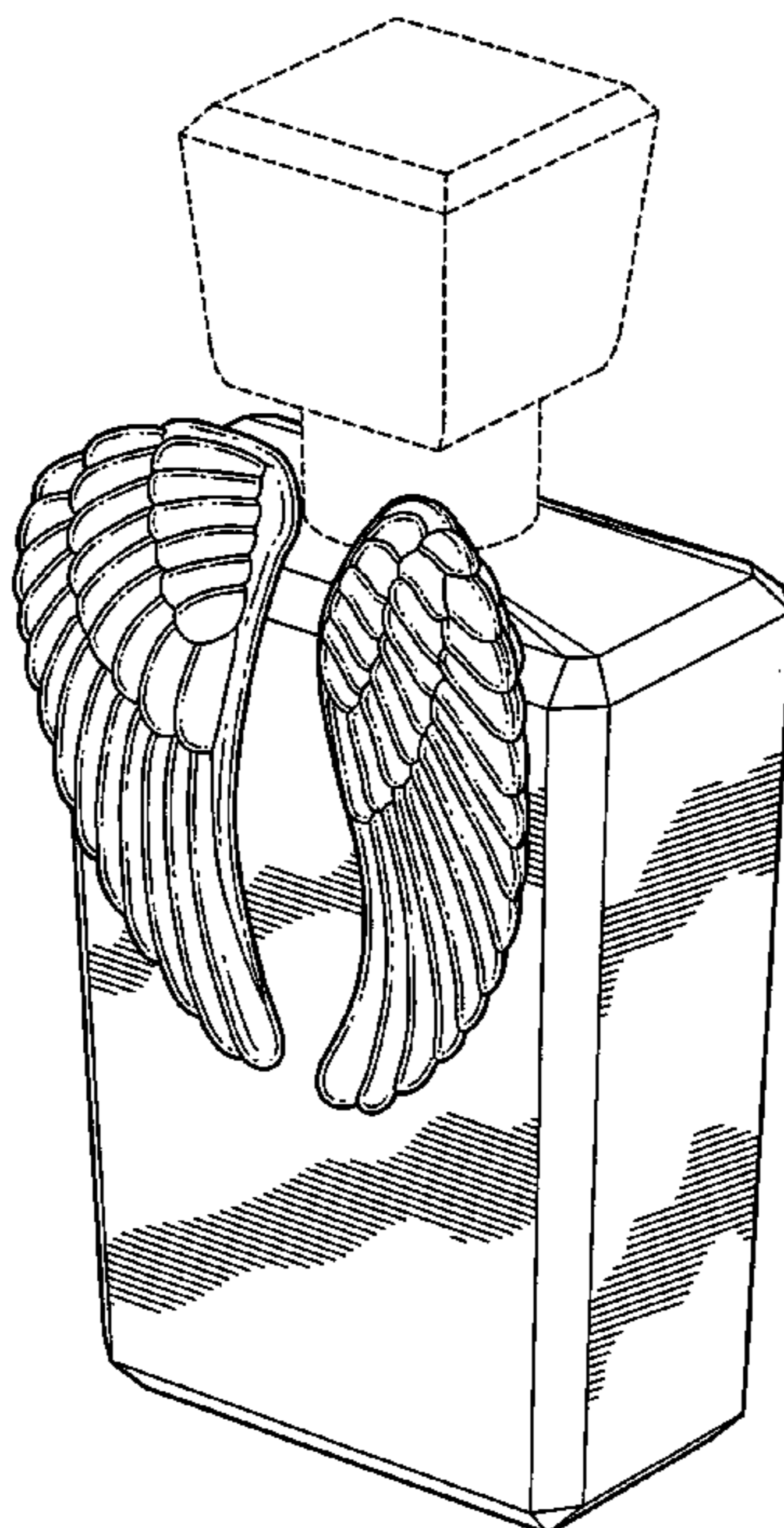
(57) **CLAIM**

The ornamental design for a bottle, as shown and described.

**DESCRIPTION**

FIG. 1 is a rear perspective view of a bottle;  
FIG. 2 is a rear view thereof;  
FIG. 3 is a front view thereof;  
FIG. 4 is a right side view thereof, the left side view being a mirror image thereof;  
FIG. 5 is a top view thereof; and,  
FIG. 6 is a bottom view thereof.  
The broken lines showing in the figures are included for the purpose of illustrating environment of the design and forms no part of the claimed invention.

**1 Claim, 5 Drawing Sheets**



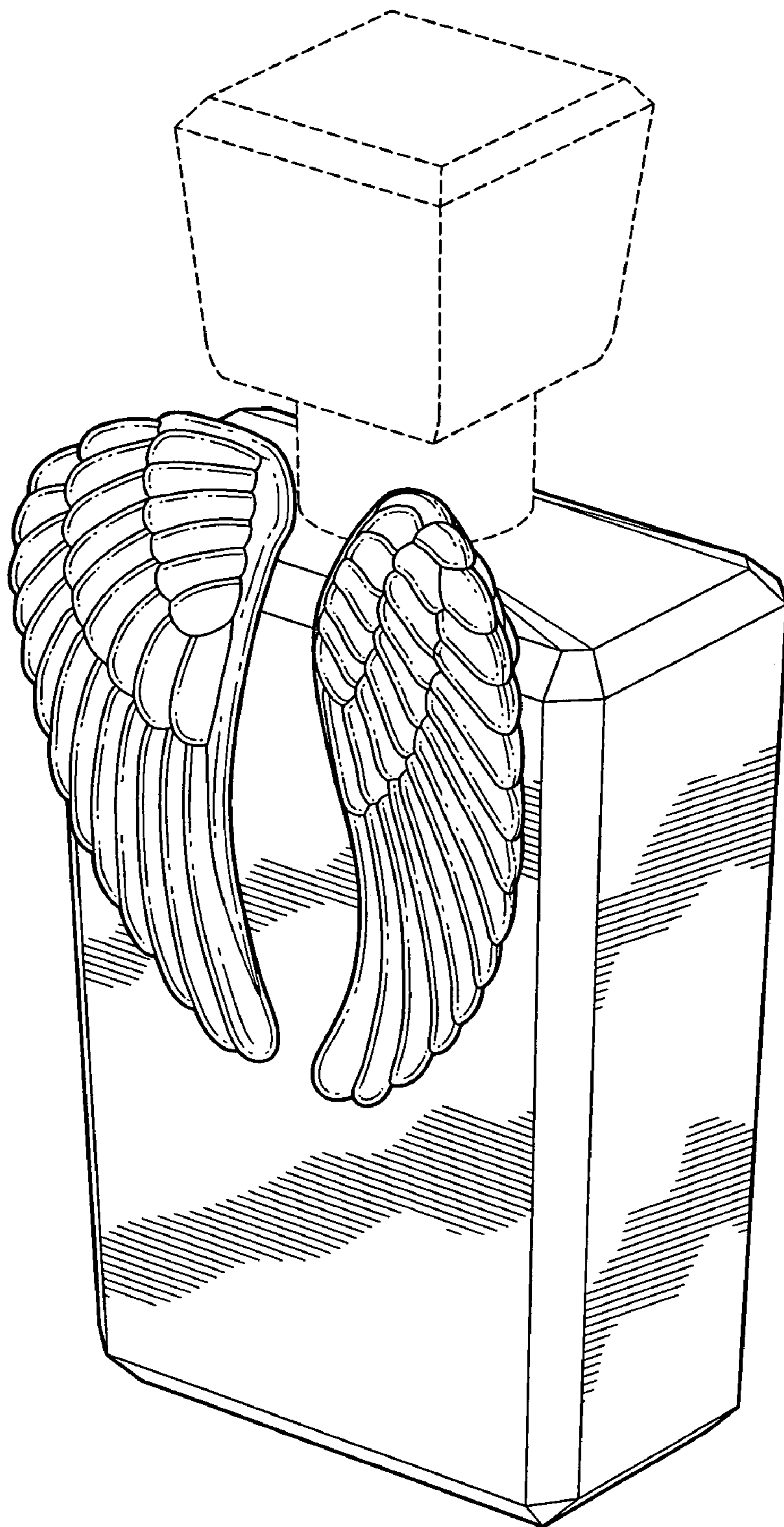


FIG. 1

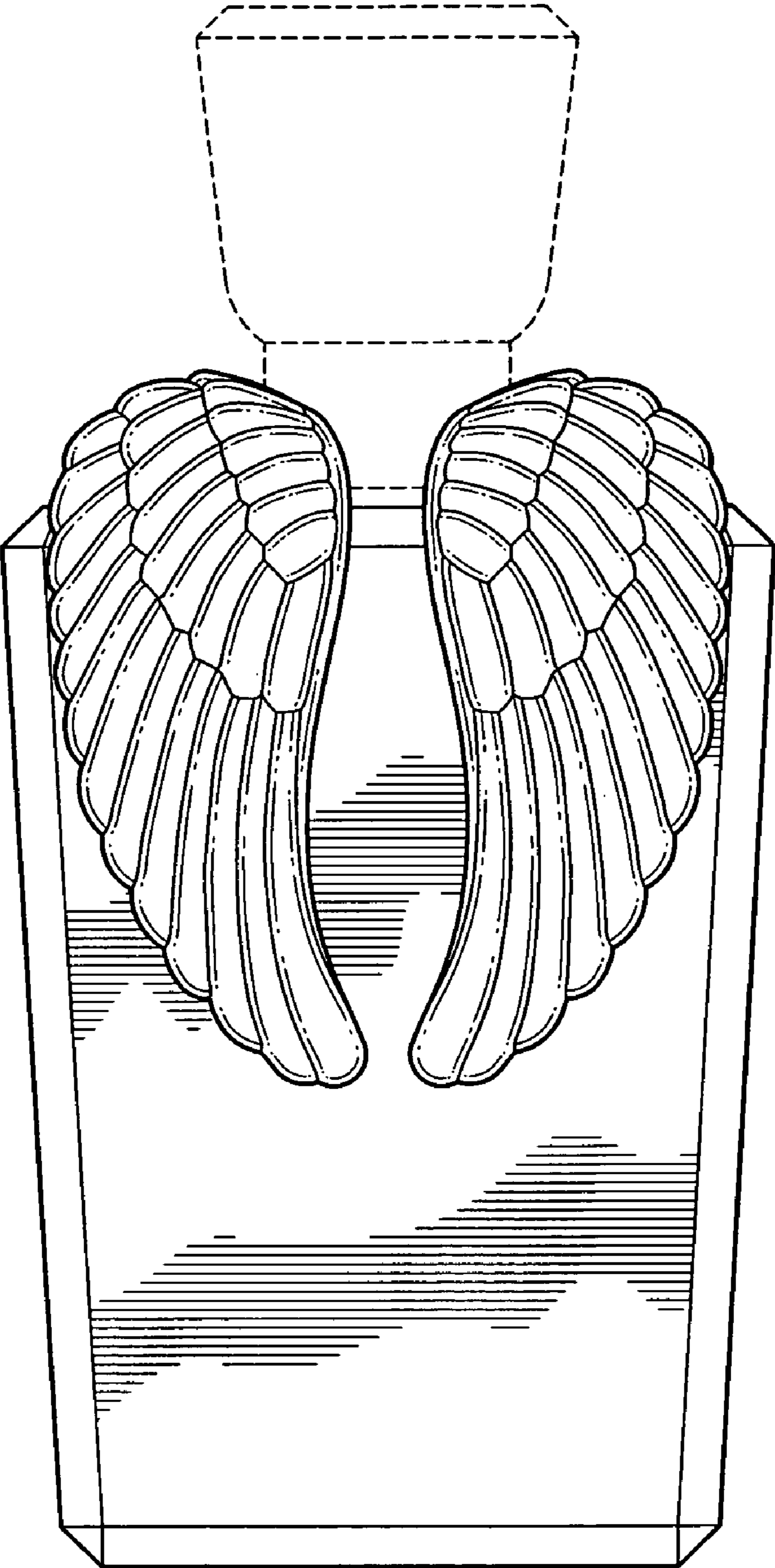


FIG. 2

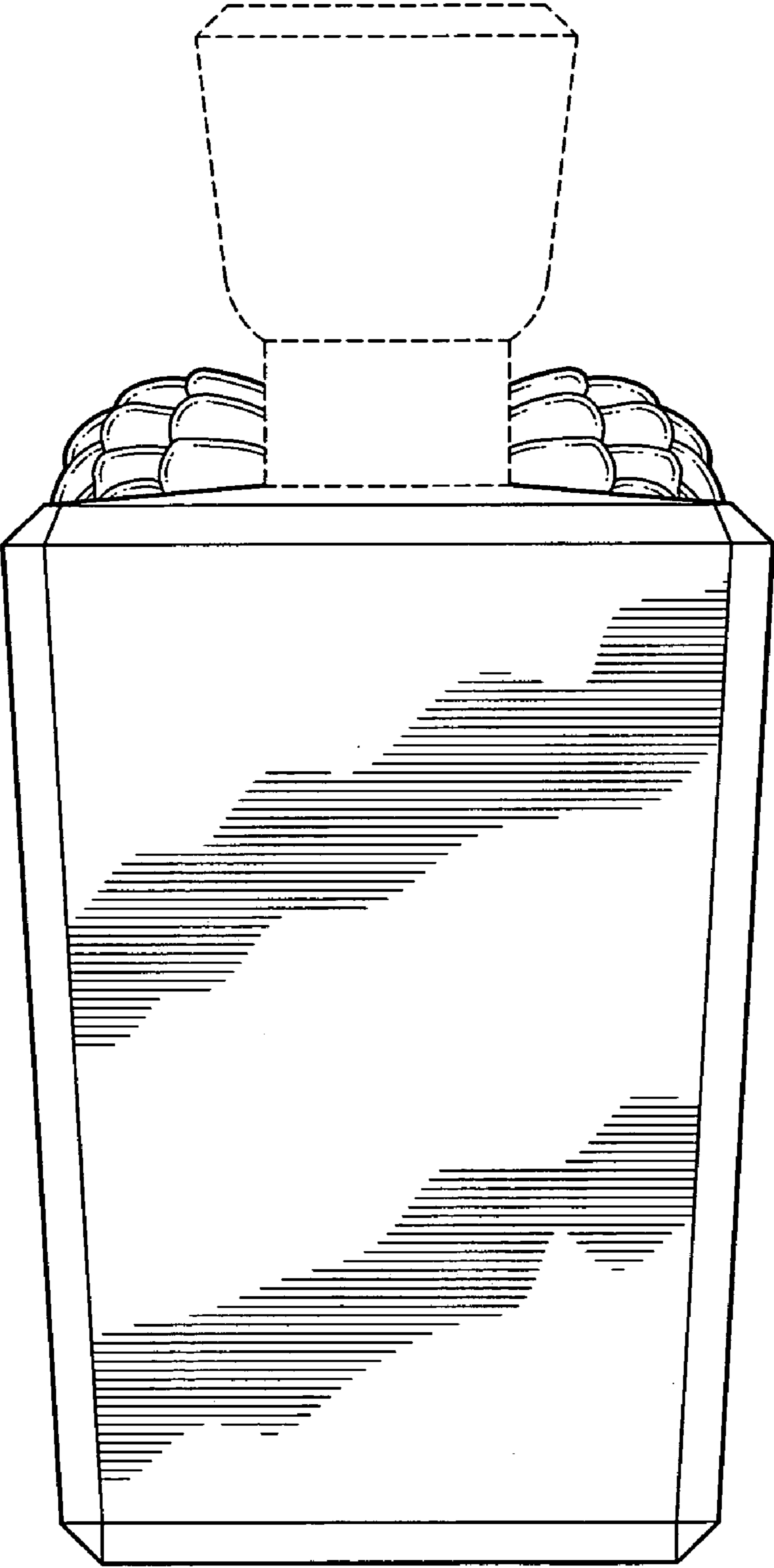


FIG. 3

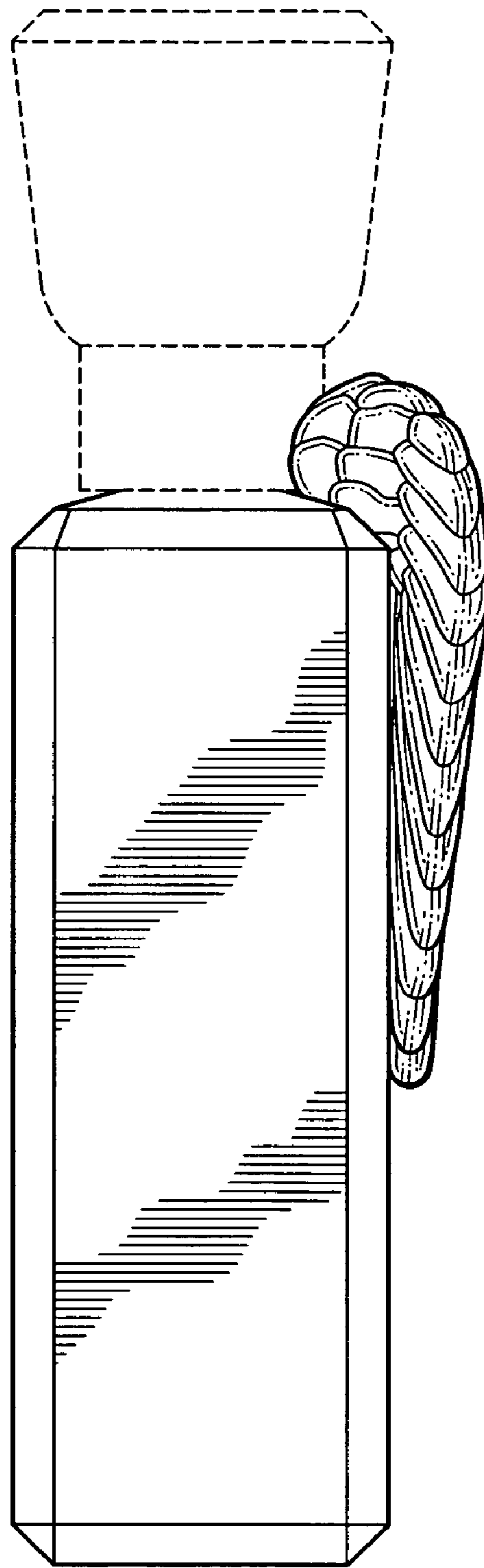


FIG.4






FIG. 5

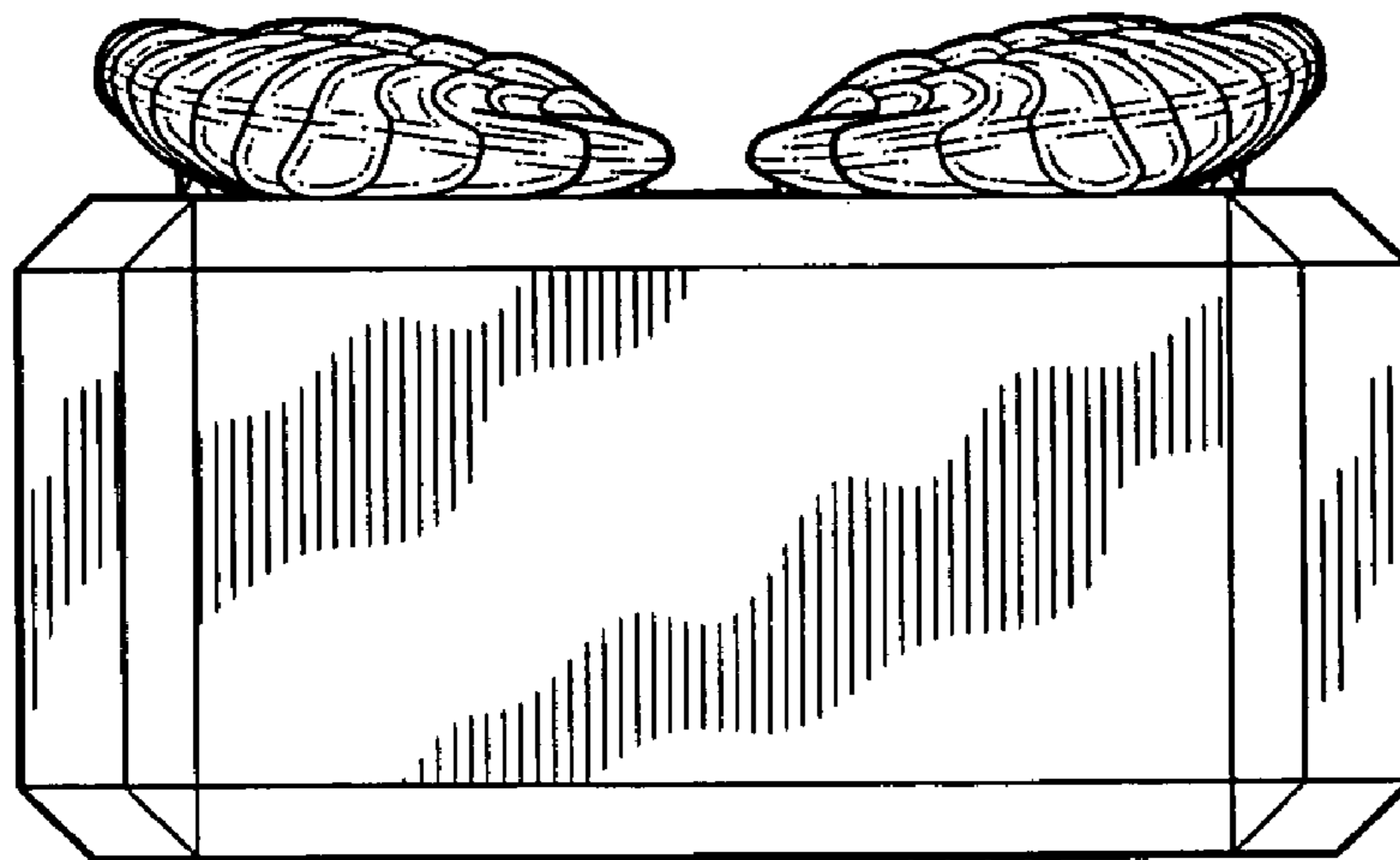


FIG. 6