

US00D664038S

(12) **United States Design Patent**  
**Jenkins**

(10) **Patent No.:** **US D664,038 S**

(45) **Date of Patent:** **\*\* Jul. 24, 2012**

(54) **BOTTLE**

(75) **Inventor:** **Diana Jenkins**, Santa Monica, CA (US)

(73) **Assignee:** **Neurobrands, LLC**, Santa Monica, CA (US)

(\*\*) **Term:** **14 Years**

(21) **Appl. No.:** **29/400,599**

(22) **Filed:** **Aug. 30, 2011**

(51) **LOC (9) Cl.** ..... **09-01**

(52) **U.S. Cl.** ..... **D9/537; D9/503; D9/504; D9/529; D9/549; D9/571; D9/575**

(58) **Field of Classification Search** ..... **D9/500, D9/502-505, 516, 529, 544-545, 549, 558, D9/574, 682, 686, 688-691, 520, 540, 571, D9/575, 600, 658; D7/509-511; 215/379, 215/381, 382; 220/660, 675**

See application file for complete search history.

(56) **References Cited**

**U.S. PATENT DOCUMENTS**

D221,133 S *	7/1971	Wikke .....	D9/529
D250,170 S *	11/1978	Strand .....	D9/500
D254,840 S *	4/1980	Aldrich, III .....	D9/504
D284,550 S *	7/1986	Parrack .....	D9/538
D330,330 S *	10/1992	Behm et al. ....	D9/434
D376,316 S *	12/1996	Lynn et al. ....	D9/434
D380,671 S *	7/1997	Young .....	D9/538

D383,677 S *	9/1997	Darr .....	D9/520
D390,114 S *	2/1998	Young .....	D9/520
5,772,056 A *	6/1998	Slat .....	215/12.2
D418,414 S *	1/2000	Cheng et al. ....	D9/434
6,213,325 B1 *	4/2001	Cheng et al. ....	215/375
6,296,471 B1 *	10/2001	Cheng et al. ....	425/522
D505,591 S *	5/2005	Bodum .....	D7/507
D525,868 S *	8/2006	Kolanus et al. ....	D9/445
D541,658 S *	5/2007	Tsai et al .....	D9/519
D571,213 S *	6/2008	Le Bras-Brown et al. ....	D9/516
D587,117 S *	2/2009	Crawford .....	D9/504
D624,412 S *	9/2010	Jenkins .....	D9/445

\* cited by examiner

*Primary Examiner* — Dana L Meyrow

(74) *Attorney, Agent, or Firm* — Steve P. Hassid; Silicon Edge Law Group LLP

(57) **CLAIM**

The ornamental design for a bottle, as shown and described.

**DESCRIPTION**

FIG. 1 is a bottom perspective view of a bottle showing my new design.

FIG. 2. is a top perspective view thereof.

FIG. 3 is a rear elevational view thereof.

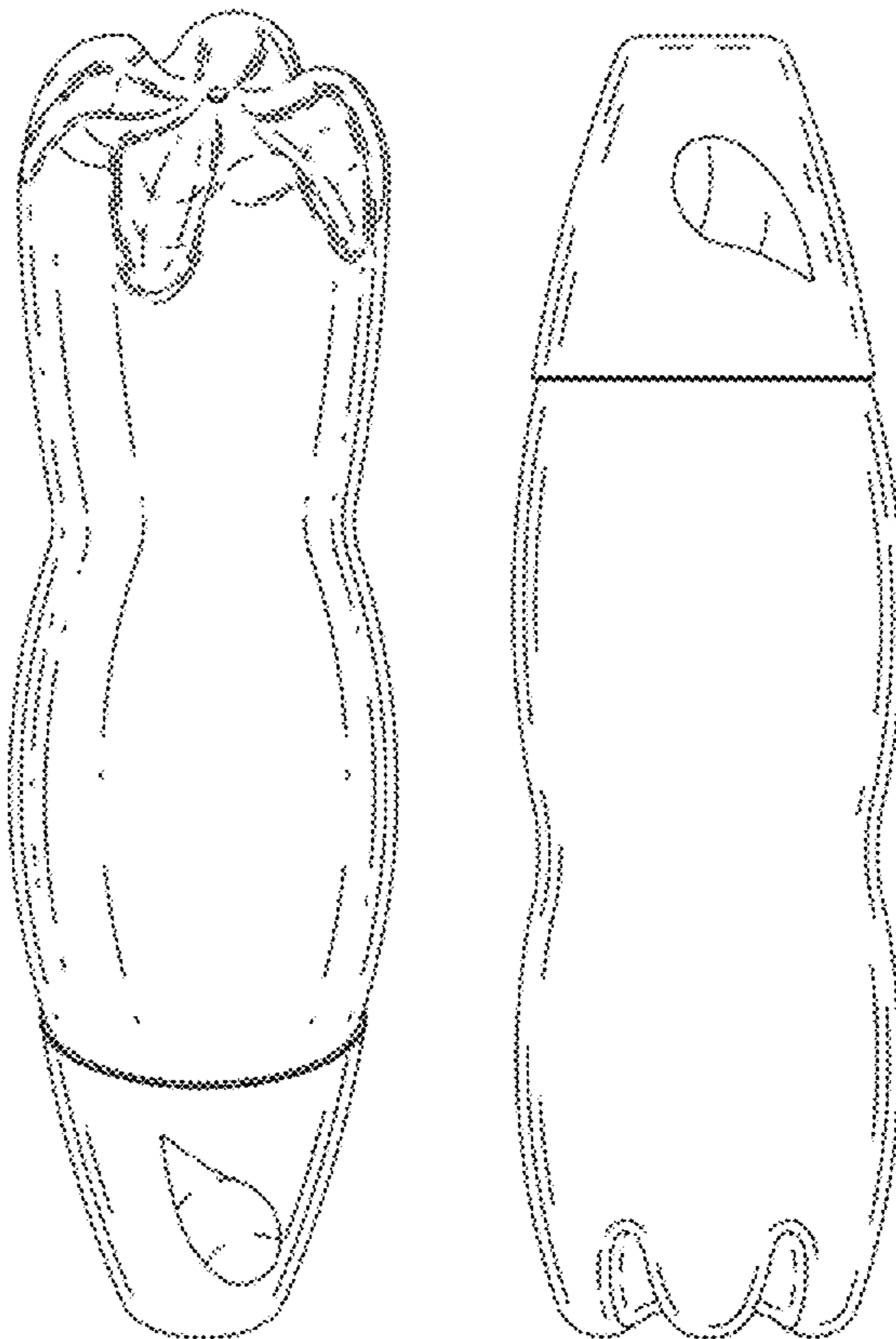
FIG. 4 is a left side elevational view thereof.

FIG. 5 is a right side elevational view thereof.

FIG. 6 is a top plan view thereof; and,

FIG. 7 is a bottom plan view thereof.

**1 Claim, 3 Drawing Sheets**



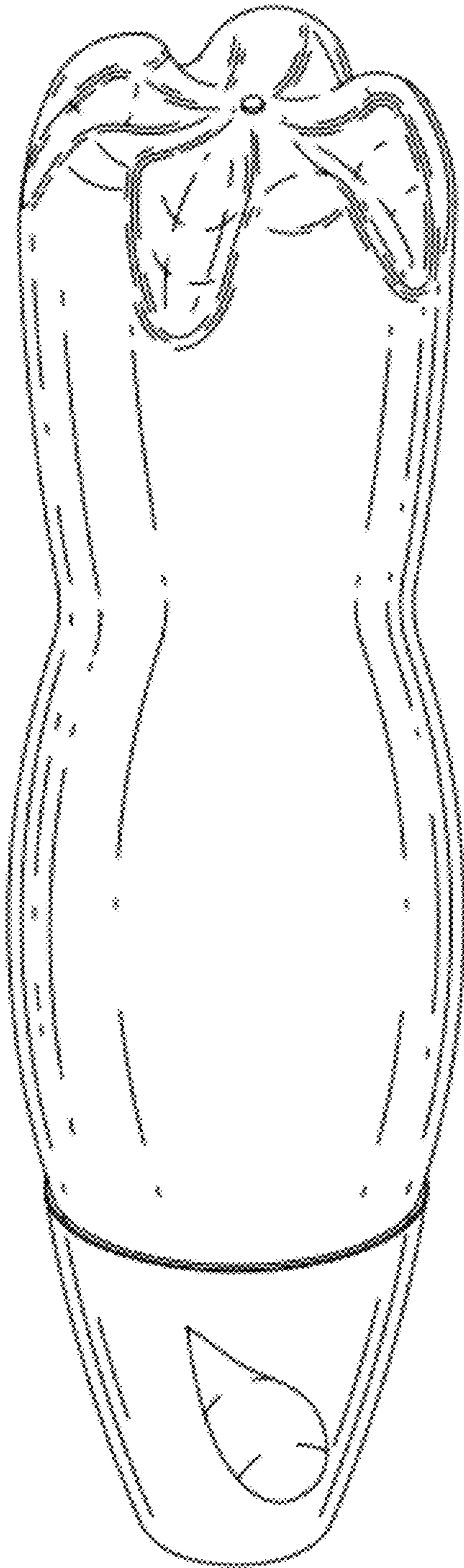


FIG. 1

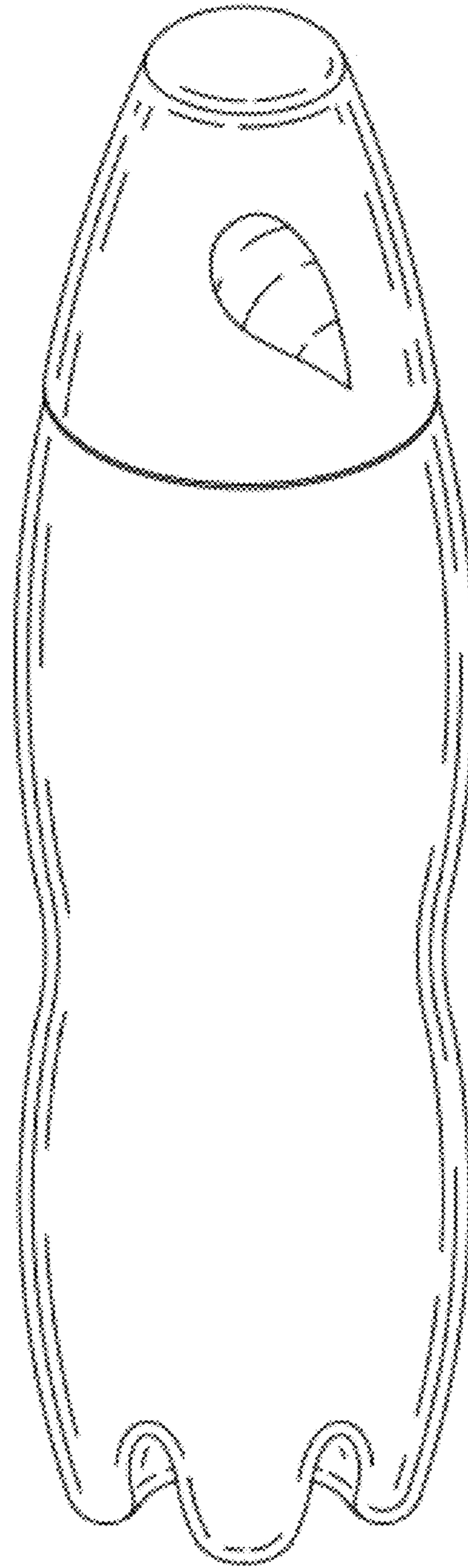


FIG. 2

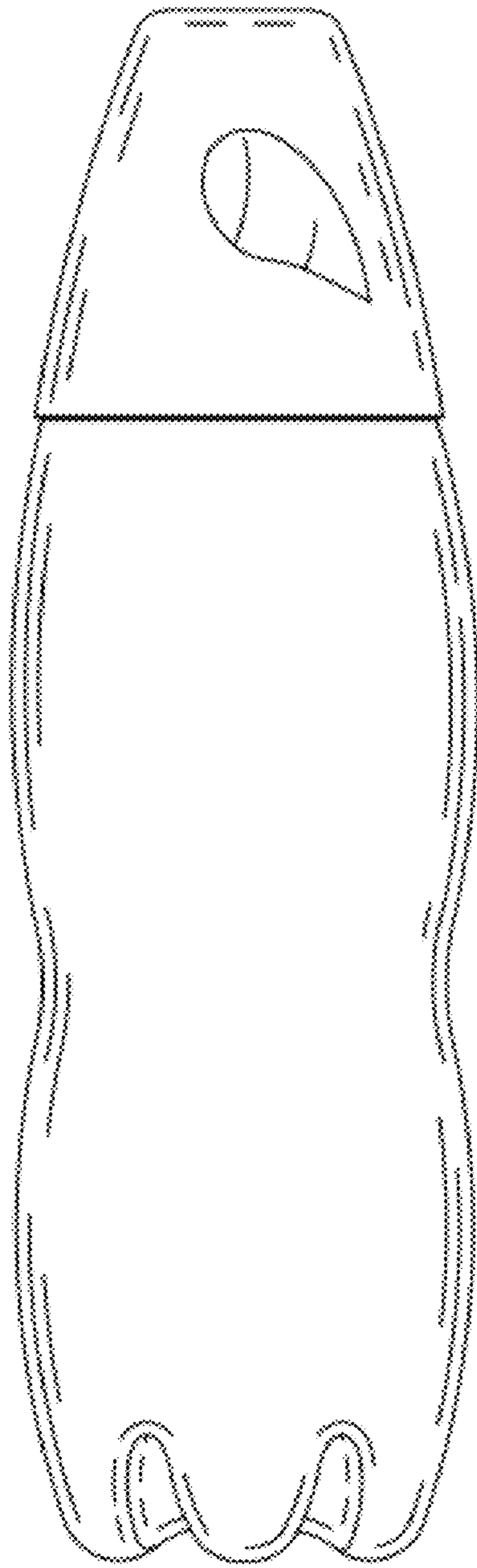


FIG. 3

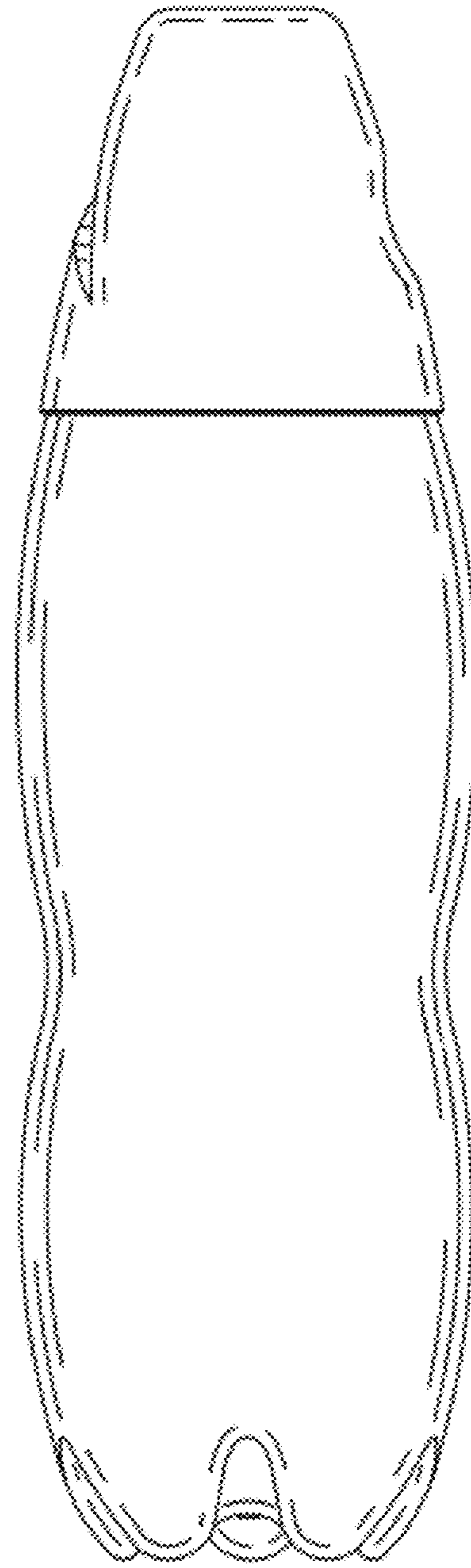


FIG. 4



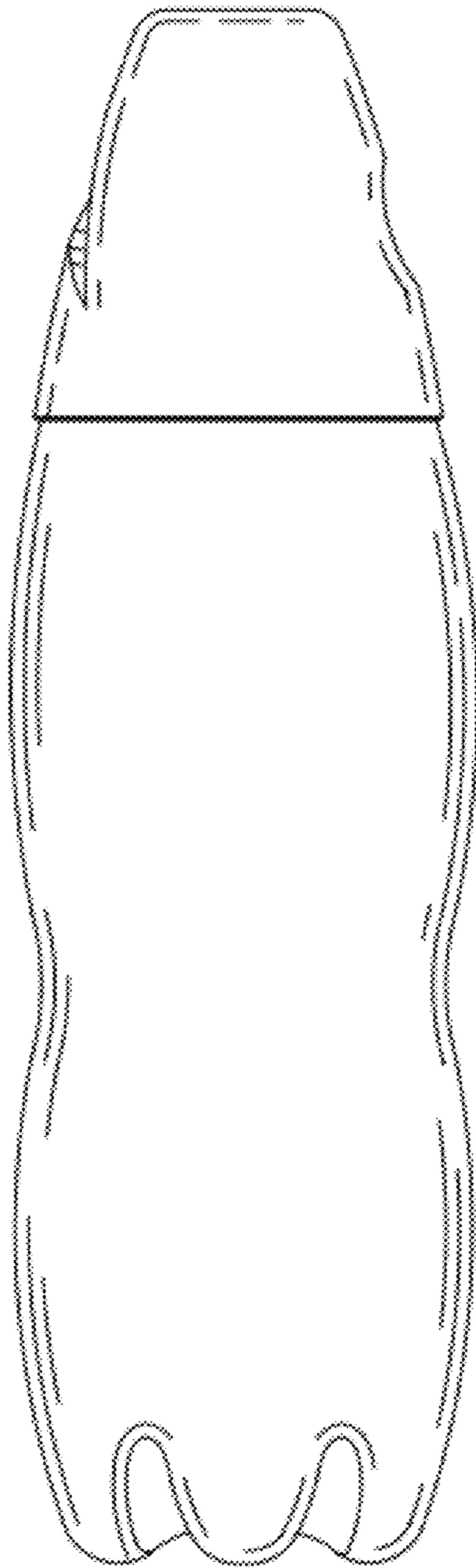


FIG. 5




FIG. 6

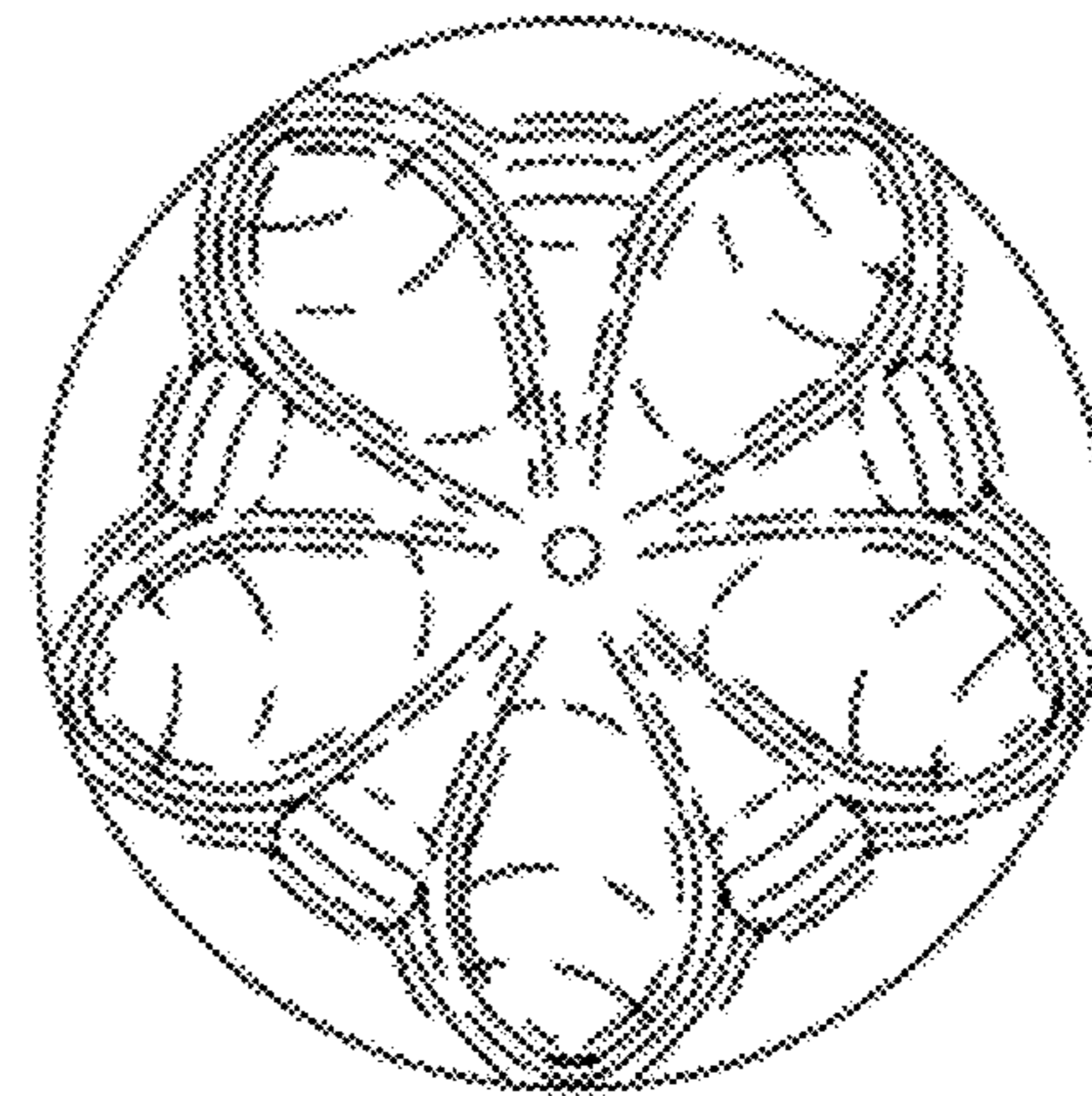


FIG. 7