

US00D664006S

(12) **United States Design Patent**
Goodman et al.

(10) **Patent No.:** **US D664,006 S**
(45) **Date of Patent:** **** Jul. 24, 2012**

(54) **FRUIT SERVER**

(75) Inventors: **Sheldon H. Goodman**, Solon, OH (US);
Phaysouk Xayoiphonh, Akron, OH
(US); **Elizabeth Cho**, Evanston, IL (US)

(73) Assignee: **Spectrum Diversified Designs, Inc.**,
Streetsboro, OH (US)

(**) Term: **14 Years**

(21) Appl. No.: **29/410,098**

(22) Filed: **Jan. 4, 2012**

(51) **LOC (9) Cl.** **07-06**

(52) **U.S. Cl.** **D7/601**

(58) **Field of Classification Search** D7/601,
D7/600.1-600.4, 704, 409, 584-587, 500;
D3/304, 306; D6/525, 566, 567, 511, 537,
D6/540, 513, 556, 403, 572, 574; D19/76;
211/181.1, 85.4, 88.01, 86.01, 13.1, 41.3,
211/41.4; 220/574-575; 248/116, 125.1,
248/121, 175, 176.1

See application file for complete search history.

(56) **References Cited**

U.S. PATENT DOCUMENTS

D274,880 S *	7/1984	Bentson	D7/409
D339,266 S *	9/1993	Lockett	D7/409
D371,228 S *	6/1996	Monin	D30/121
D405,289 S *	2/1999	Rosenberg	D6/403
D446,688 S *	8/2001	Vanello	D7/601
D533,750 S	12/2006	Goodman et al.		

D538,109 S	3/2007	Goodman et al.		
D567,030 S *	4/2008	Goodman et al.	D7/601
D569,691 S *	5/2008	Goodman et al.	D7/601
D578,762 S *	10/2008	Smith et al.	D6/566
D589,304 S *	3/2009	Goodman et al.	D7/601
D589,755 S	4/2009	Goodman et al.		
D591,561 S	5/2009	Goodman et al.		
D616,253 S *	5/2010	Goodman et al.	D7/601
D616,254 S *	5/2010	Goodman et al.	D7/601
D620,711 S *	8/2010	Hertaus	D3/306

* cited by examiner

Primary Examiner — Terry Wallace

(74) *Attorney, Agent, or Firm* — Benesch Friedlander
Coplan & Aronoff LLP

(57) **CLAIM**

What is claimed is the ornamental design for a fruit server, as shown and described.

DESCRIPTION

FIG. 1 is a perspective view of a fruit server showing a new design;

FIG. 2 is a front view of the fruit server of FIG. 1;

FIG. 3 is a rear view of the fruit server of FIG. 1;

FIG. 4 is a right side view of the fruit server of FIG. 1;

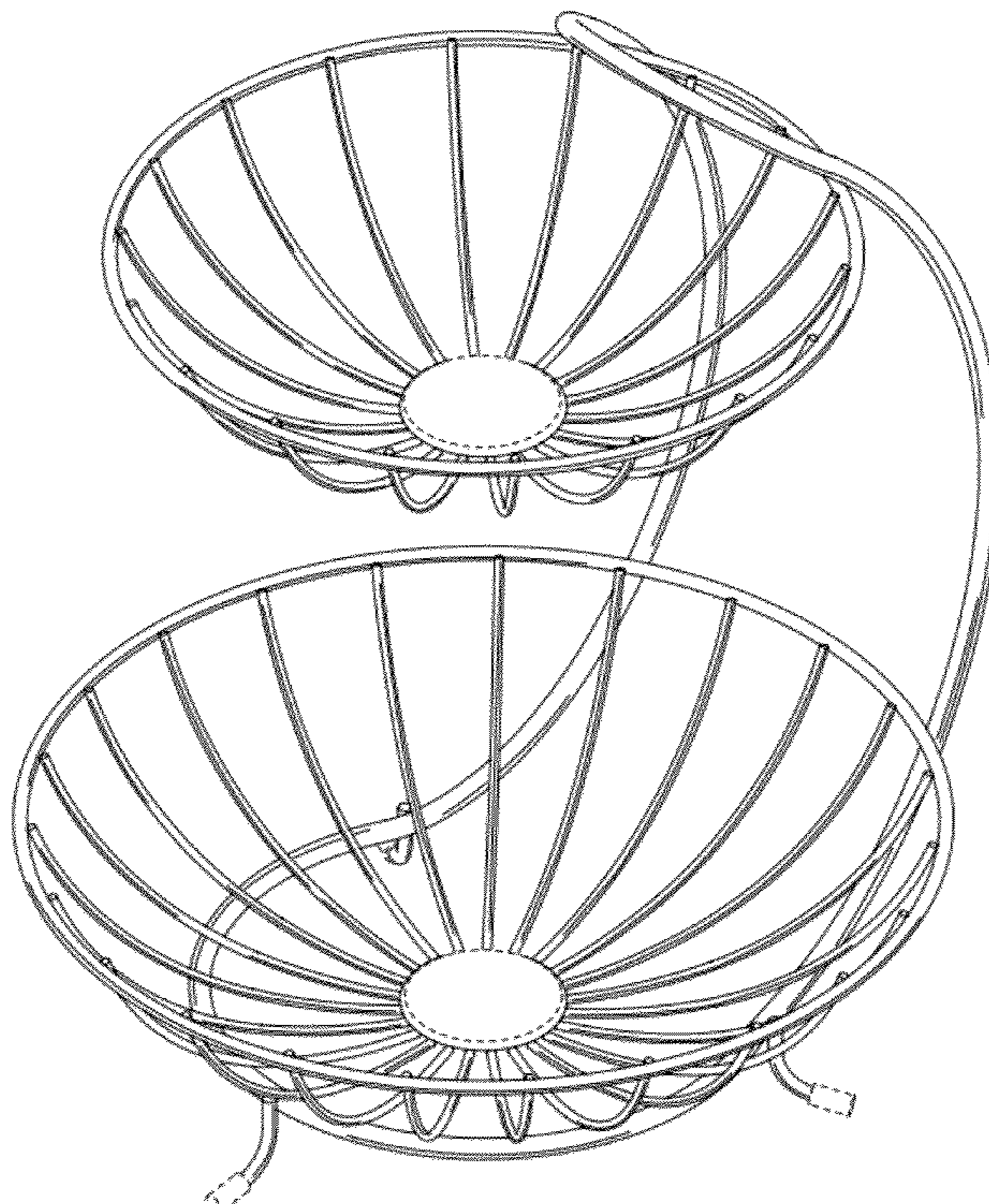
FIG. 5 is a left side view of the fruit server of FIG. 1;

FIG. 6 is a top view of the fruit server of FIG. 1; and,

FIG. 7 is a bottom view of the fruit server of FIG. 1.

The components of the display shown in broken lines illustrate portions of the fruit server which form no part of the claimed design. Further, the vertical and diagonal broken lines are not meant to be indicative of any specified colors.

1 Claim, 4 Drawing Sheets



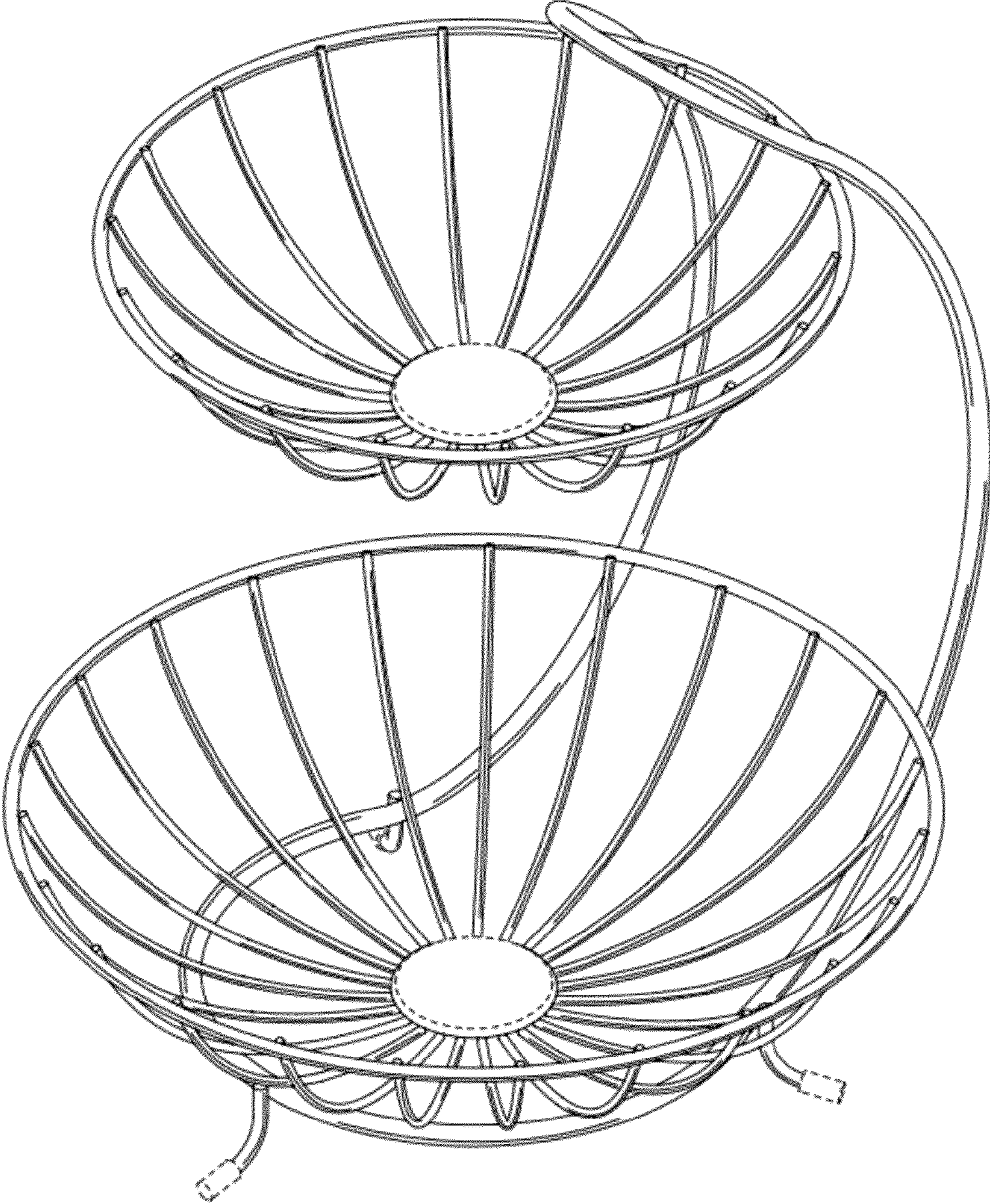


FIGURE 1

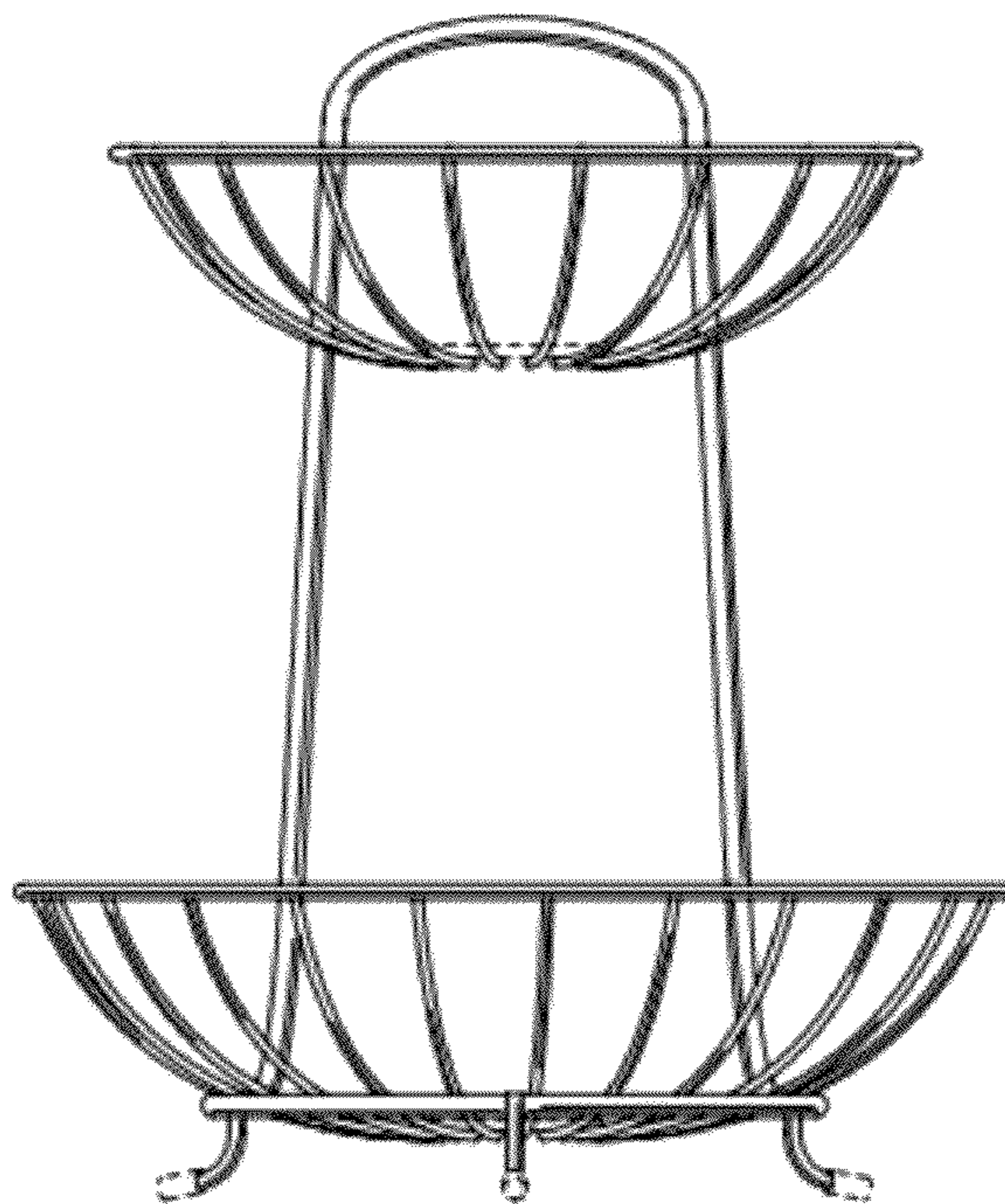


FIGURE 2




FIGURE 3

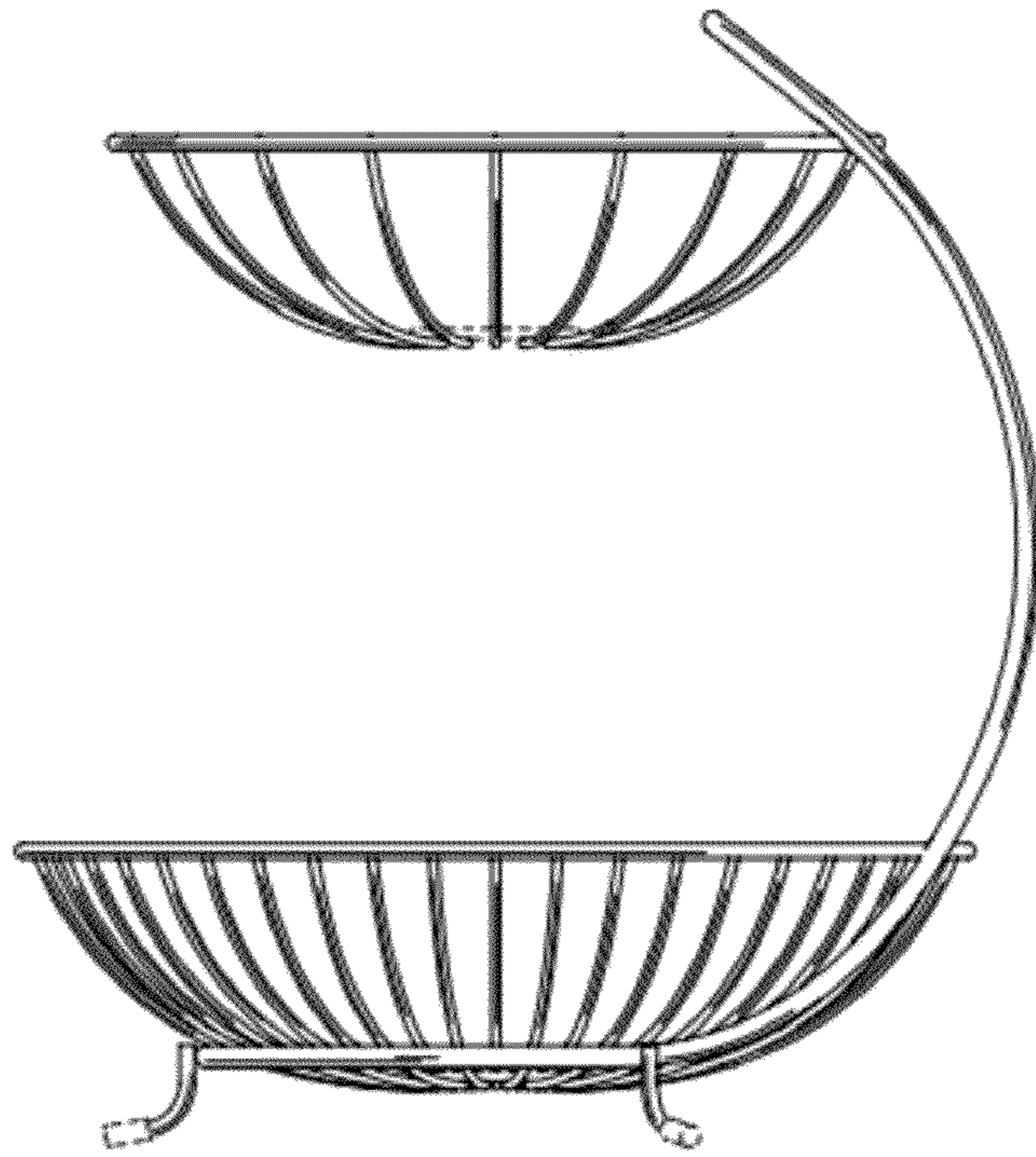


FIGURE 4

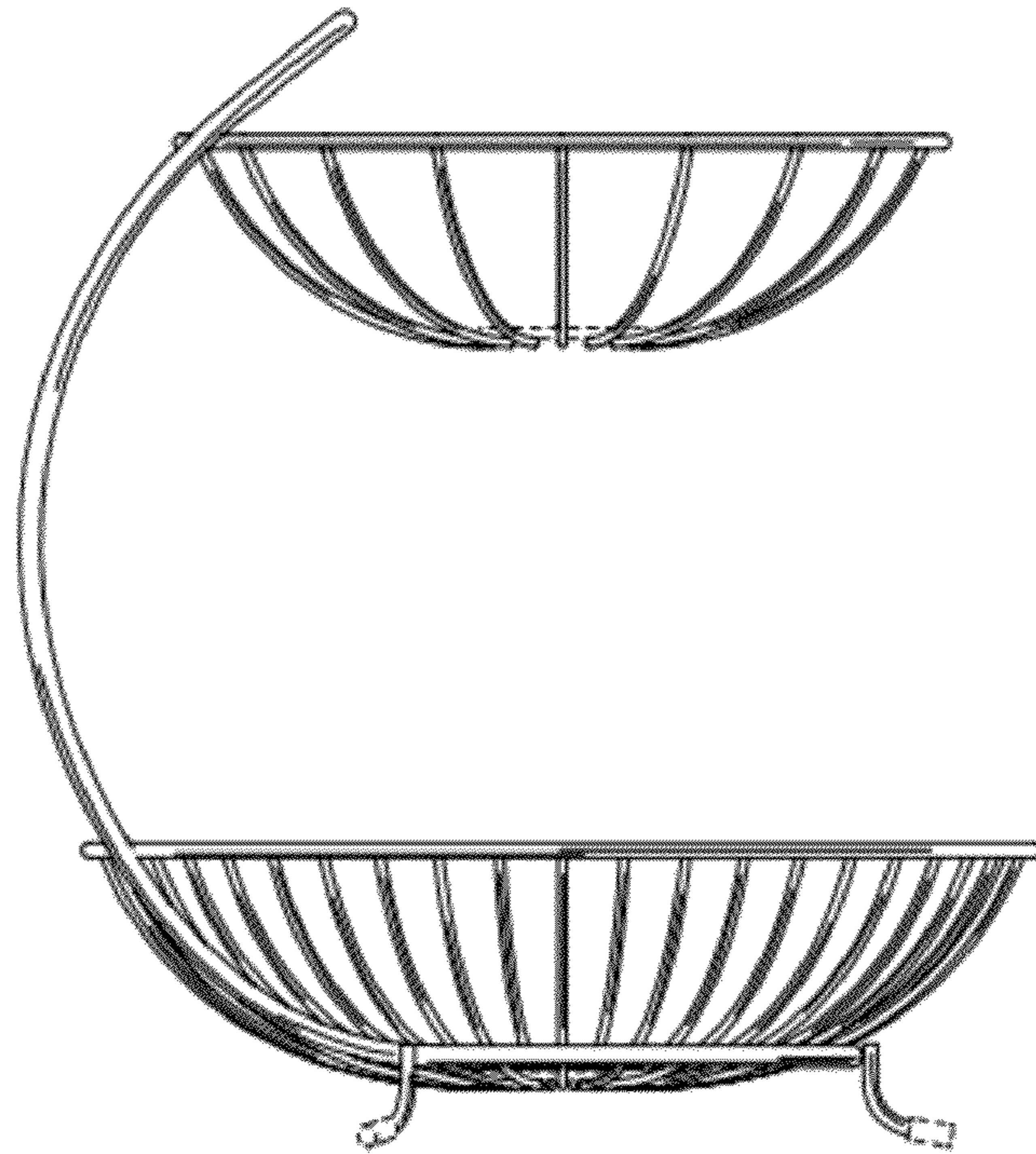


FIGURE 5

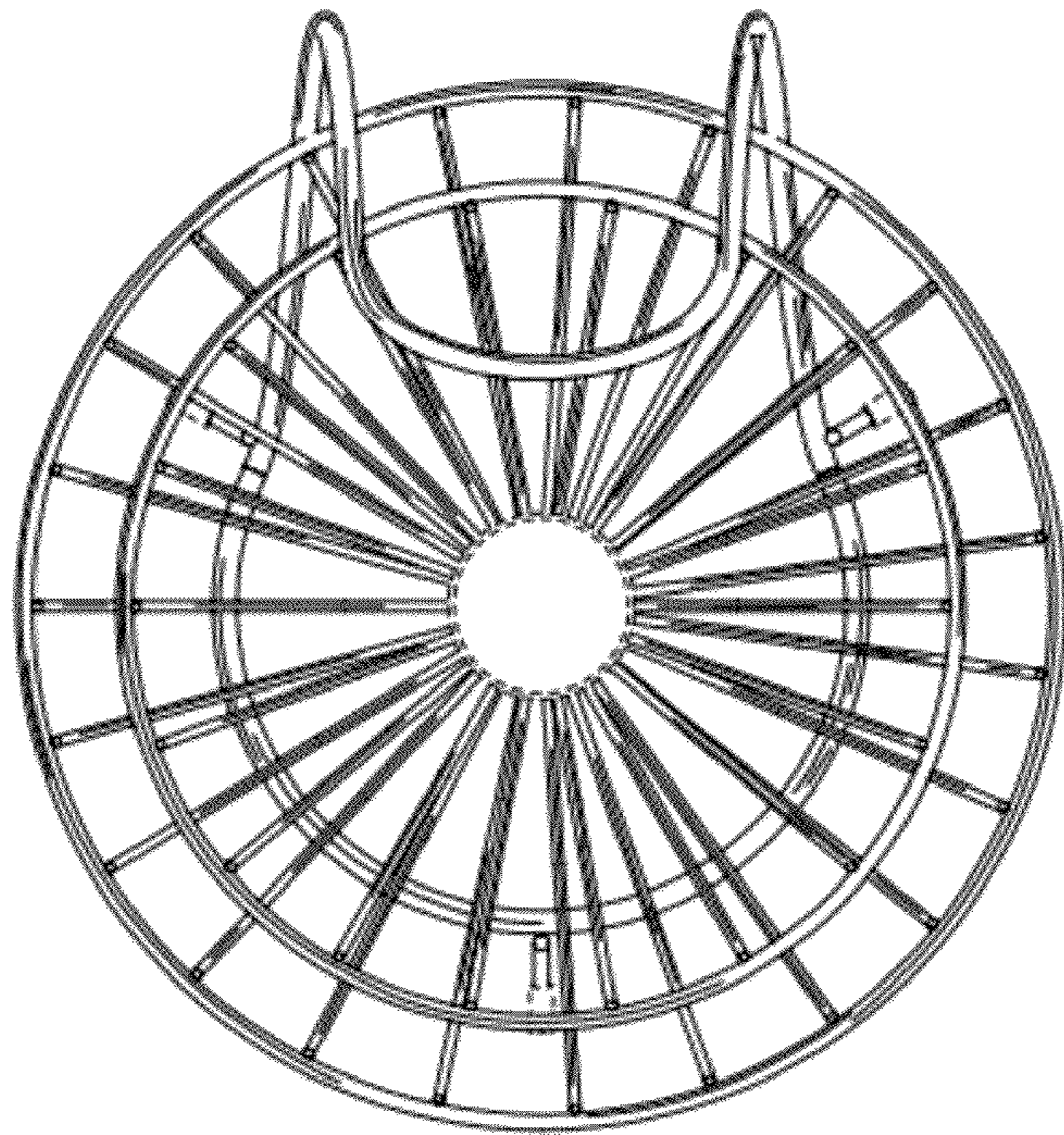


FIGURE 6




FIGURE 7