

US00D664000S

(12) **United States Design Patent**  
**Moulin**

(10) **Patent No.:** **US D664,000 S**  
(45) **Date of Patent:** **\*\* Jul. 24, 2012**

(54) **COOKING UTENSIL BOTTOM WITH PATTERN**

(75) Inventor: **Jackie Moulin**, Lovagny (FR)

(73) Assignee: **Tefal**, Rumilly (FR)

(\*\*) Term: **14 Years**

(21) Appl. No.: **29/406,387**

(22) Filed: **Nov. 14, 2011**

(30) **Foreign Application Priority Data**

May 19, 2011 (FR) ..... 11 2559

(51) **LOC (9) Cl.** ..... **07-02**

(52) **U.S. Cl.** ..... **D7/402; D7/354**

(58) **Field of Classification Search** ..... D7/323,  
D7/337, 352-361, 365, 378-379, 383-384,  
D7/391-396.1, 402, 542-543, 545, 560;  
99/140 R, 324, 339, 345, 403, 422, 425, 445;  
126/390.1; 220/203.01, 573.1-574, 769,  
220/912; D11/95

See application file for complete search history.

(56) **References Cited**

**U.S. PATENT DOCUMENTS**

D317,550 S *	6/1991	Elie	.....	D7/354
D377,438 S *	1/1997	Brunianyn	.....	D7/361
D392,152 S *	3/1998	Rae	.....	D7/354
D392,840 S *	3/1998	Rae	.....	D7/402
D414,981 S *	10/1999	Roskind et al.	.....	D7/359

D458,796 S *	6/2002	Kellermann	.....	D7/360
D458,797 S *	6/2002	Kellermann	.....	D7/360
D458,798 S *	6/2002	Kellermann	.....	D7/360
D470,711 S *	2/2003	Kloppsteck	.....	D7/359
D521,313 S *	5/2006	Pukall et al.	.....	D7/361
D525,078 S *	7/2006	Hoenstein	.....	D7/359
D547,599 S *	7/2007	Gerlach	.....	D7/361
D555,418 S *	11/2007	Cheng	.....	D7/354
D562,060 S *	2/2008	Kloppsteck	.....	D7/361
D572,524 S *	7/2008	Baker	.....	D7/360
D581,721 S *	12/2008	Rae	.....	D7/360
D582,202 S *	12/2008	Gerlach	.....	D7/361
D585,237 S *	1/2009	Gerlach	.....	D7/361
D589,741 S *	4/2009	Gerlach	.....	D7/361
D619,415 S *	7/2010	Dall'Asta	.....	D7/402

\* cited by examiner

*Primary Examiner* — T. Chase Nelson

*Assistant Examiner* — Mark Cavanna

(74) *Attorney, Agent, or Firm* — The Webb Law Firm

(57) **CLAIM**

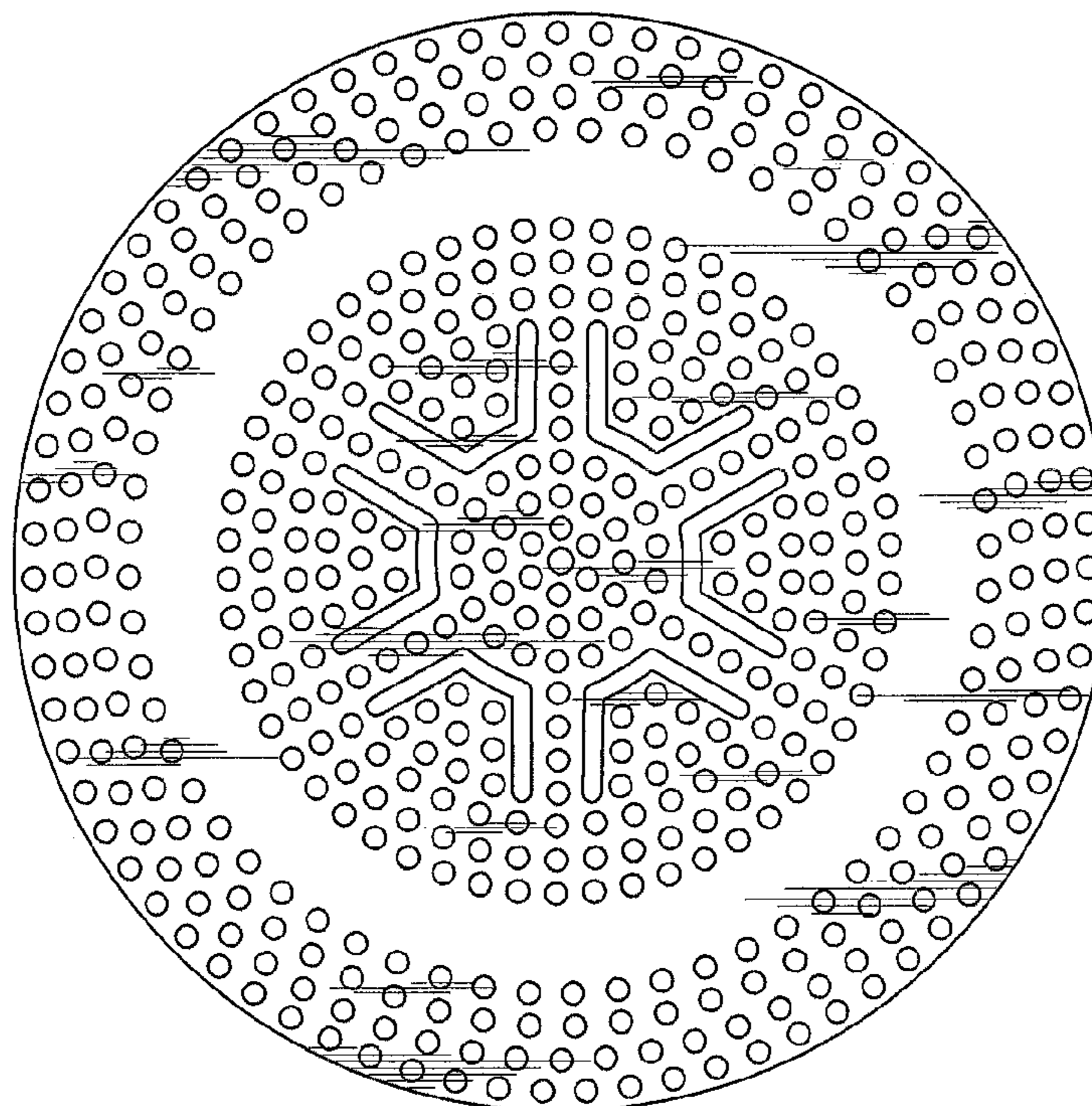
The ornamental design for a cooking utensil bottom with pattern, as shown and described.


**DESCRIPTION**

FIG. 1 is a bottom plan view of a cooking utensil bottom with pattern of the present invention; and, FIG. 2 is a bottom plan view of a cooking utensil bottom with pattern of FIG. 1.

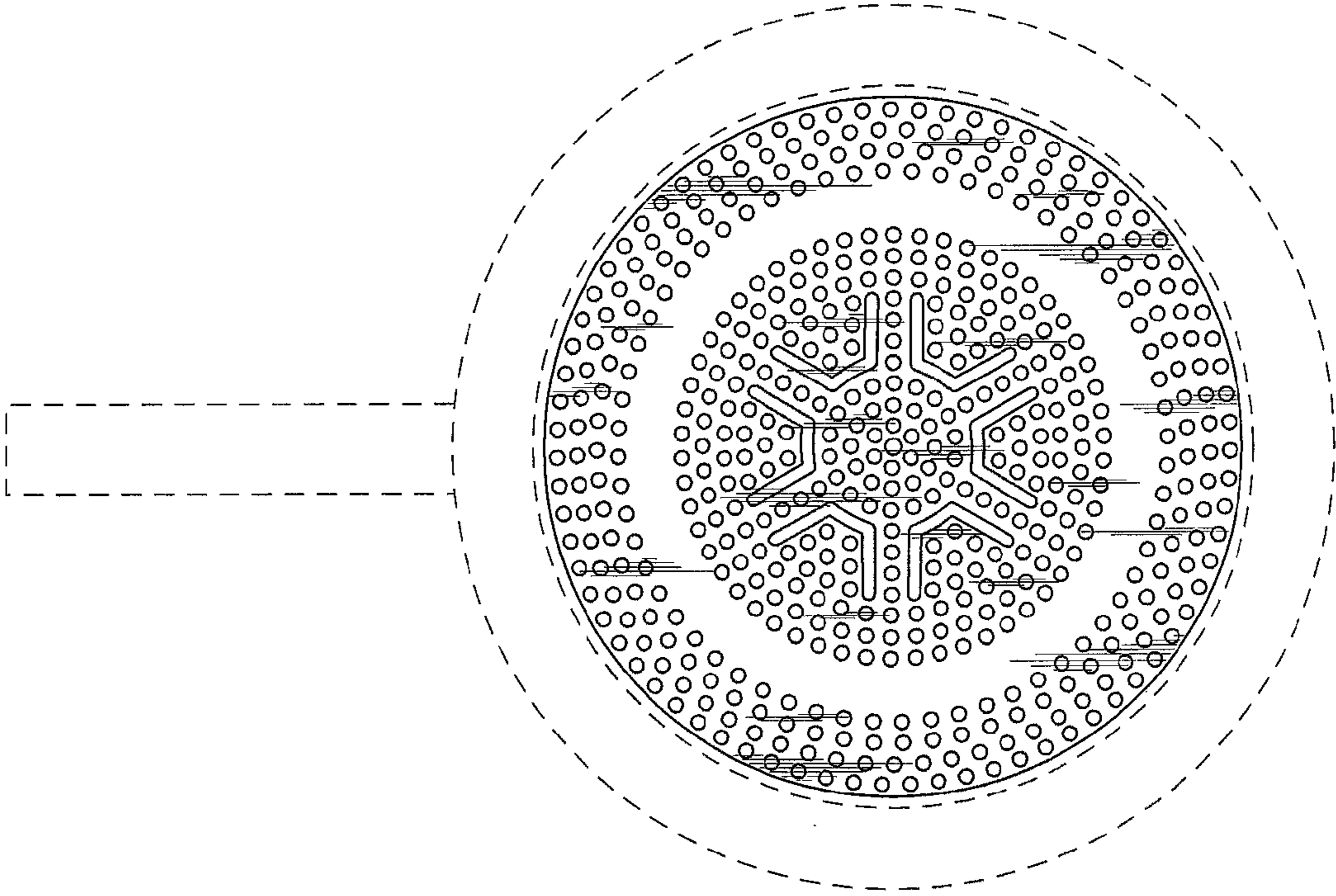
The broken line showing of a cooking utensil with handle is for the purpose of illustrating environmental structure and forms no part of the claimed design.

**1 Claim, 1 Drawing Sheet**





**FIG. 1**



**FIG. 2**