



US00D663998S

(12) **United States Design Patent**
Lee et al.

(10) **Patent No.:** **US D663,998 S**
(45) **Date of Patent:** **** Jul. 24, 2012**

(54) **EXTENDED COOKWARE HANDLE WITH PATTERNED GRIP**

(75) Inventors: **Kam Lun Lee**, Hong Kong (CN);
Robert A. Rae, Las Vegas, NV (US)

(73) Assignee: **Meyer Intellectual Properties Limited**
(VG)

(**) Term: **14 Years**

(21) Appl. No.: **29/408,944**

(22) Filed: **Dec. 19, 2011**

(51) **LOC (9) Cl.** **07-02**

(52) **U.S. Cl.** **D7/395**

(58) **Field of Classification Search** D7/354–361,
D7/393–395, 401.2, 664; D8/107, 300, 303,
D8/307, 313, 321; D4/138, 129; 16/421,
16/430, 431, 110.1, 407; 220/573.1–573.5,
220/752, 753, 755, 756, 759, 767, 771, 912
See application file for complete search history.

(56) **References Cited**

U.S. PATENT DOCUMENTS

D337,694	S	*	7/1993	Hacker et al.	D7/395
D375,433	S	*	11/1996	Jorgensen	D7/354
D397,272	S	*	8/1998	Bell et al.	D7/395
D456,667	S	*	5/2002	Veltri et al.	D7/401.2
6,419,107	B1	*	7/2002	Cheng	220/573.1
D465,701	S	*	11/2002	Epstein et al.	D7/395
D482,566	S	*	11/2003	Zemel	D7/393
D511,068	S	*	11/2005	Coppi	D7/395

D549,045	S	*	8/2007	Silverstein	D7/395
D580,704	S	*	11/2008	Robson	D7/393
D582,208	S	*	12/2008	Robson	D7/395
D602,307	S	*	10/2009	Fort et al.	D7/395
D608,138	S	*	1/2010	Rae	D7/395
D643,680	S	*	8/2011	Bodum	D7/395
D651,451	S	*	1/2012	Rae	D7/395

* cited by examiner

Primary Examiner — Cynthia M Chin

(74) *Attorney, Agent, or Firm* — Edward S. Sherman

(57) **CLAIM**

The ornamental design for a extended cookware handle with patterned grip, as shown and described.

DESCRIPTION

FIG. 1 is a perspective view of the extended cookware handle with patterned grip, showing my new design;
FIG. 2 is a right side elevation view thereof, the left side elevation being the mirror image thereof;
FIG. 3 is a top plan view thereof;
FIG. 4 is a bottom plan view thereof;
FIG. 5 is a front elevation thereof; and,
FIG. 6 is a back elevation view thereof.
The broken lines in FIGS. 1, 2, 5 and 6 are for illustrative purposes only, depicting the environment of the handle, forming no part thereof as claimed.

1 Claim, 3 Drawing Sheets



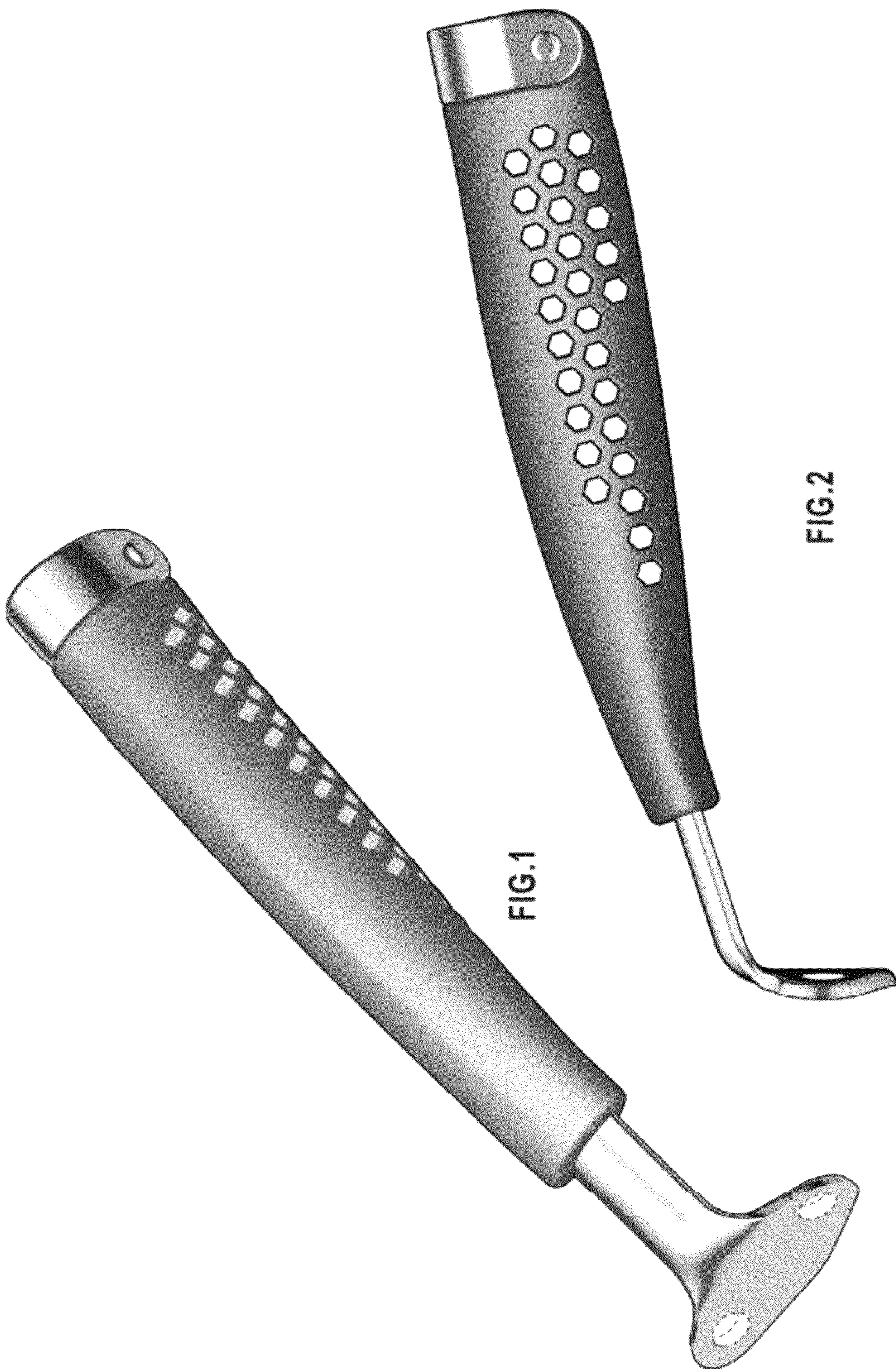


FIG.1

FIG.2




FIG.3




FIG.4

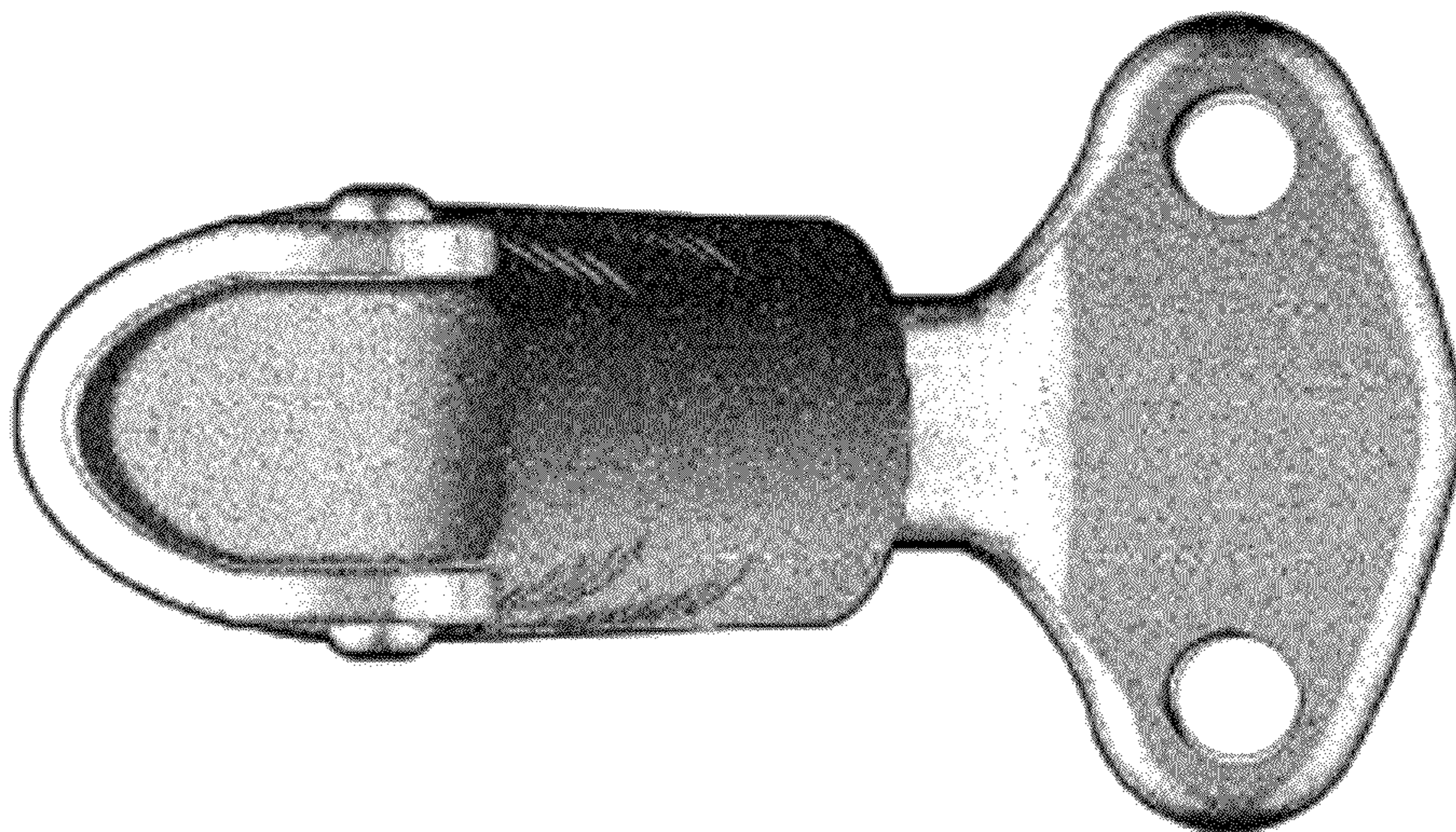


FIG. 6

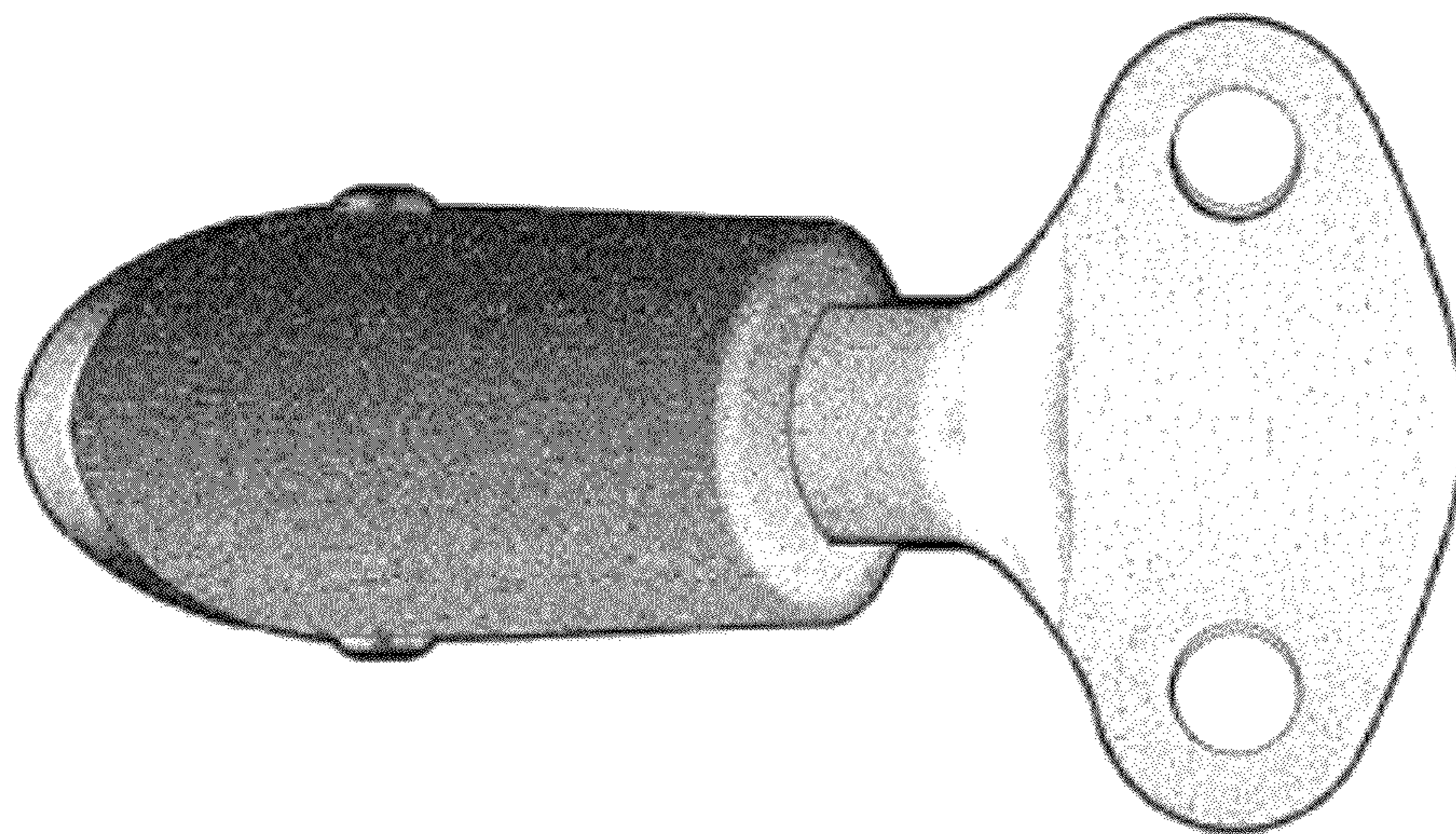


FIG. 5