



US00D663996S

(12) **United States Design Patent**  
**Lee et al.**

(10) **Patent No.:** **US D663,996 S**  
(45) **Date of Patent:** **\*\* Jul. 24, 2012**

- (54) **COOKWARE SIDE HANDLE WITH A PATTERN EMBOSSED GRIP**
- (75) Inventors: **Kam Lun Lee**, Hong Kong (CN);  
**Robert A. Rae**, Las Vegas, NV (US)
- (73) Assignee: **Meyer Intellectual Properties Limited**  
(VG)
- (\*\*) Term: **14 Years**
- (21) Appl. No.: **29/408,946**
- (22) Filed: **Dec. 19, 2011**
- (51) **LOC (9) Cl.** ..... **07-02**
- (52) **U.S. Cl.** ..... **D7/394**
- (58) **Field of Classification Search** ..... D7/354-361,  
D7/391, 393-395, 396.2, 514, 664; D8/107,  
D8/300, 301, 306, 315, 316, 317, 319, 320,  
D8/321; 16/430, 431, 110.1, 114.1, 407,  
16/416, 429, 443, 441; 220/377, 573.1-573.5,  
220/752, 753, 755, 756, 760, 772, 773, 912;  
D3/318; 138/121, 145, 173  
See application file for complete search history.

(56) **References Cited**

**U.S. PATENT DOCUMENTS**

- D419,420 S \* 1/2000 Whitehead et al. .... D8/107
- D482,566 S \* 11/2003 Zemel ..... D7/393

- D500,429 S \* 1/2005 Schmidt ..... D7/394
- D580,706 S \* 11/2008 Moulin Robson ..... D7/394
- D607,691 S \* 1/2010 Rae ..... D7/394
- D612,198 S \* 3/2010 Molayem ..... D7/394
- D622,541 S \* 8/2010 Josancy ..... D7/394
- D644,870 S \* 9/2011 Rae ..... D7/394
- D657,995 S \* 4/2012 Rae ..... D7/394
- D658,435 S \* 5/2012 Rae ..... D7/394

\* cited by examiner

*Primary Examiner* — Cynthia M Chin

(74) *Attorney, Agent, or Firm* — Edward S. Sherman

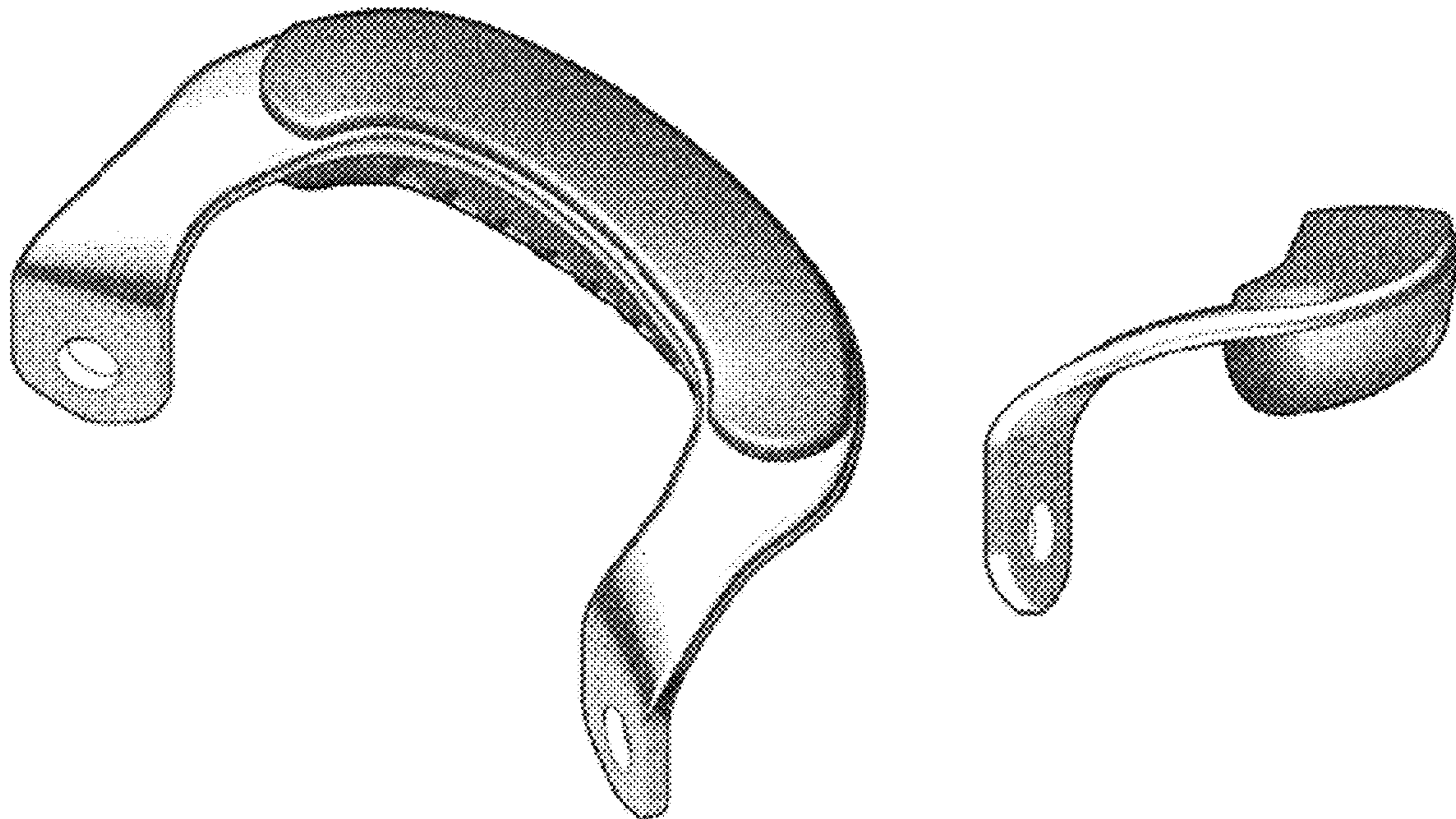
(57) **CLAIM**

The ornamental design for a cookware side handle with a pattern embossed grip, as shown and described.

**DESCRIPTION**

FIG. 1 is a perspective view of the cookware side handle with a pattern embossed grip, showing my new design;  
 FIG. 2 is a right side elevation view thereof, the left side elevation view being the mirror image thereof;  
 FIG. 3 is a top plan view thereof;  
 FIG. 4 is a bottom plan view thereof  
 FIG. 5 is a front elevation thereof; and,  
 FIG. 6 is a back elevation view thereof.  
 The broken lines in FIGS. 1, 2, 5 and 6 are for illustrative purposes only, depicting the environment of the new design, forming no part thereof as claimed.

**1 Claim, 3 Drawing Sheets**



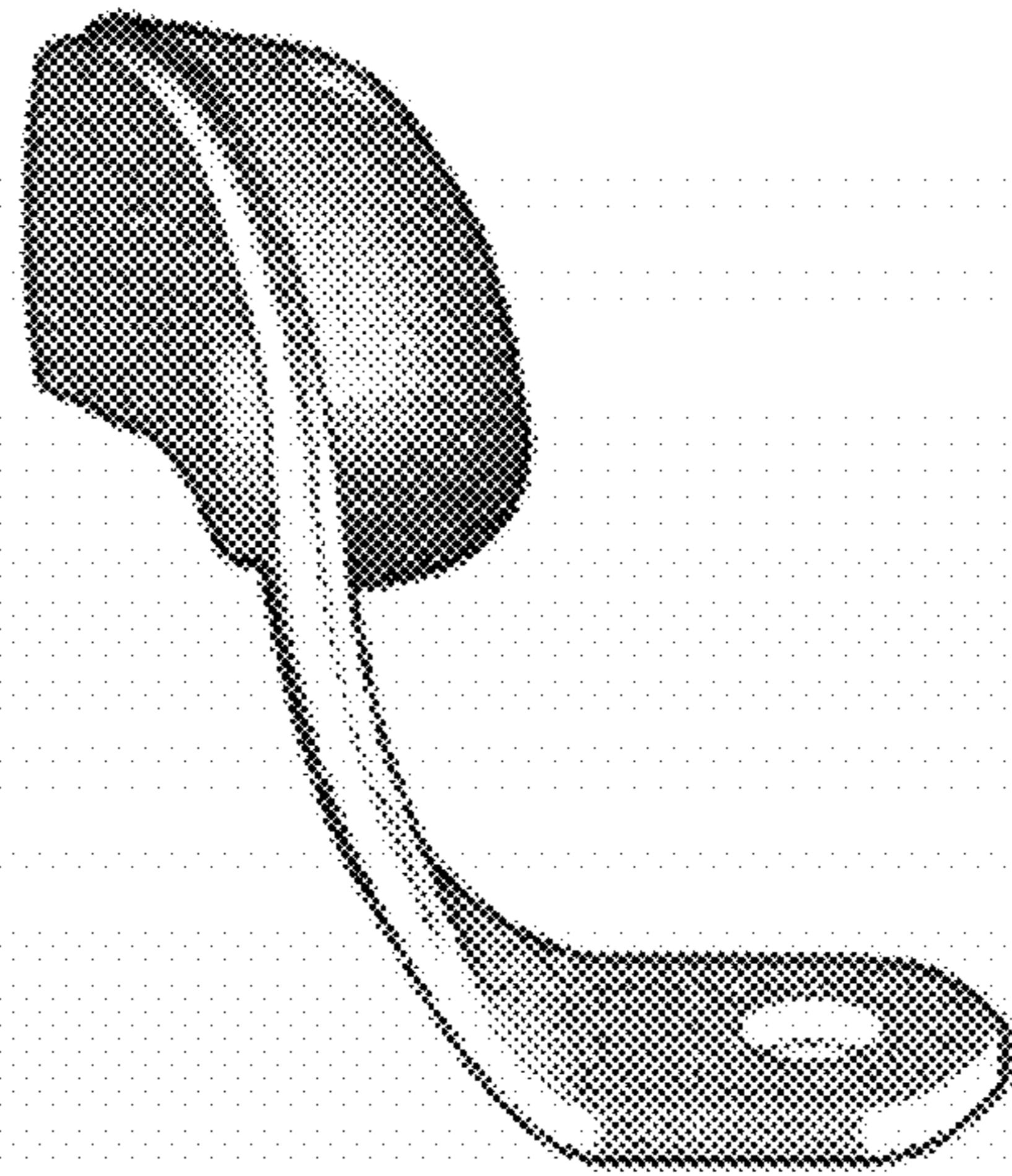


FIG. 2

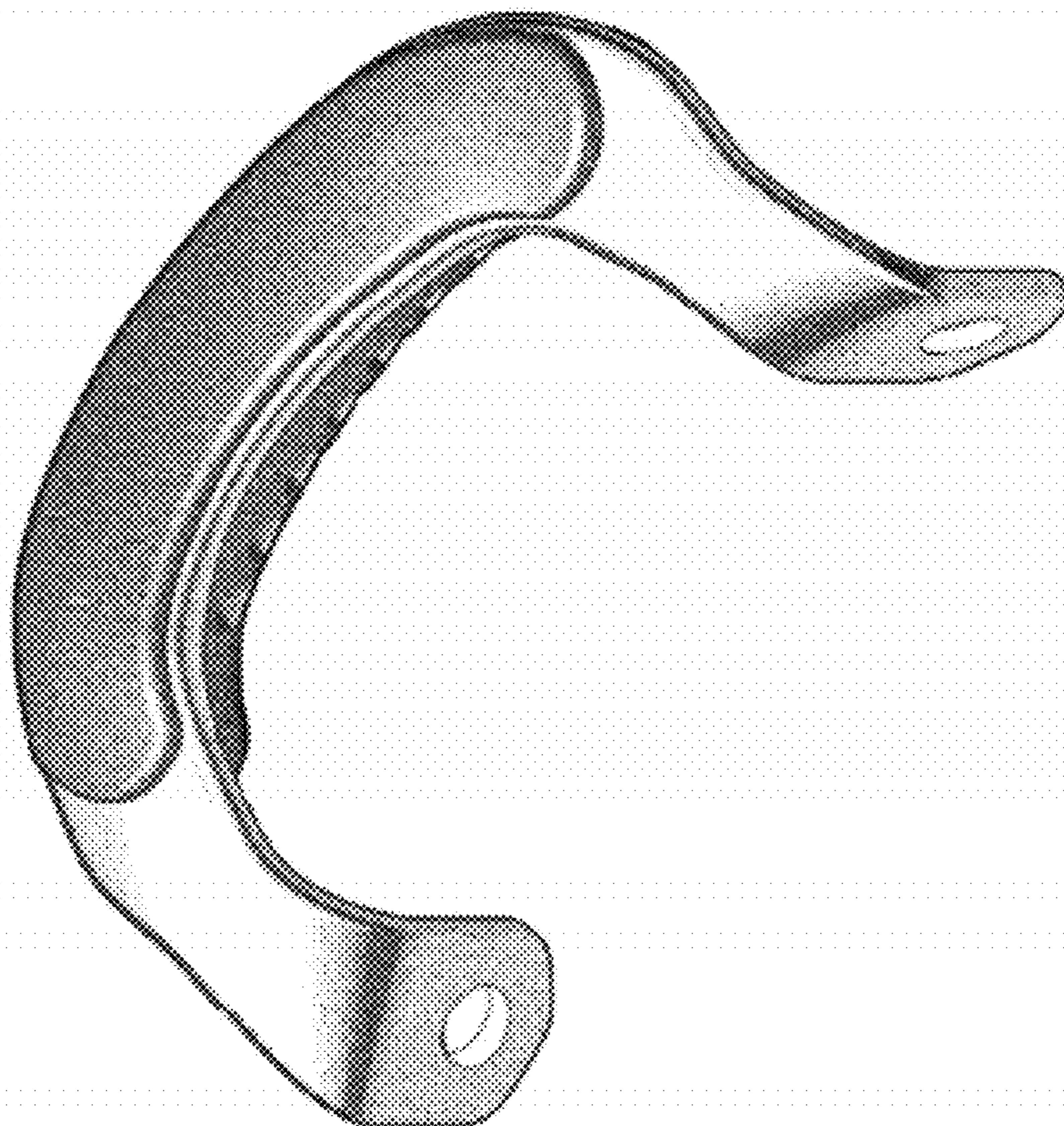


FIG. 1






FIG. 4




FIG. 3



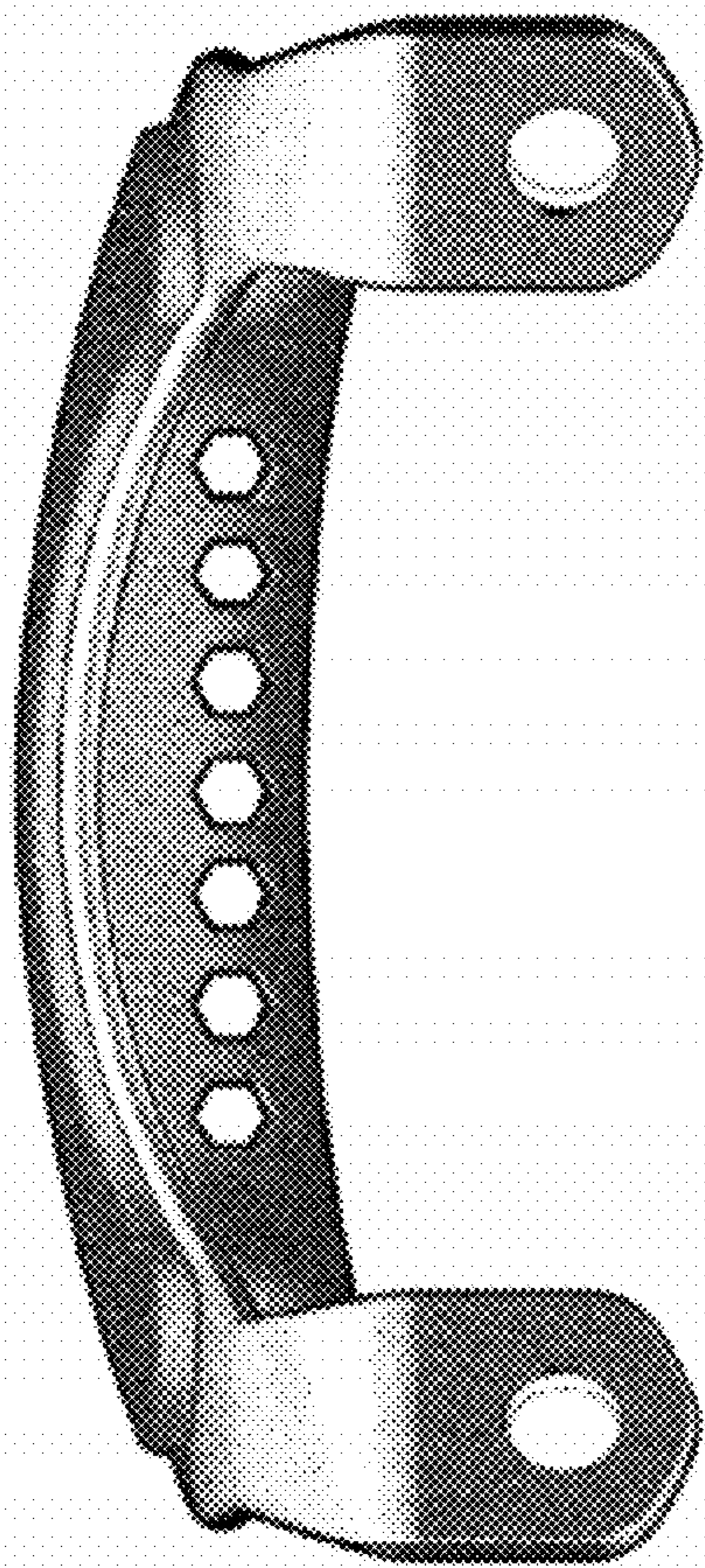


FIG. 5

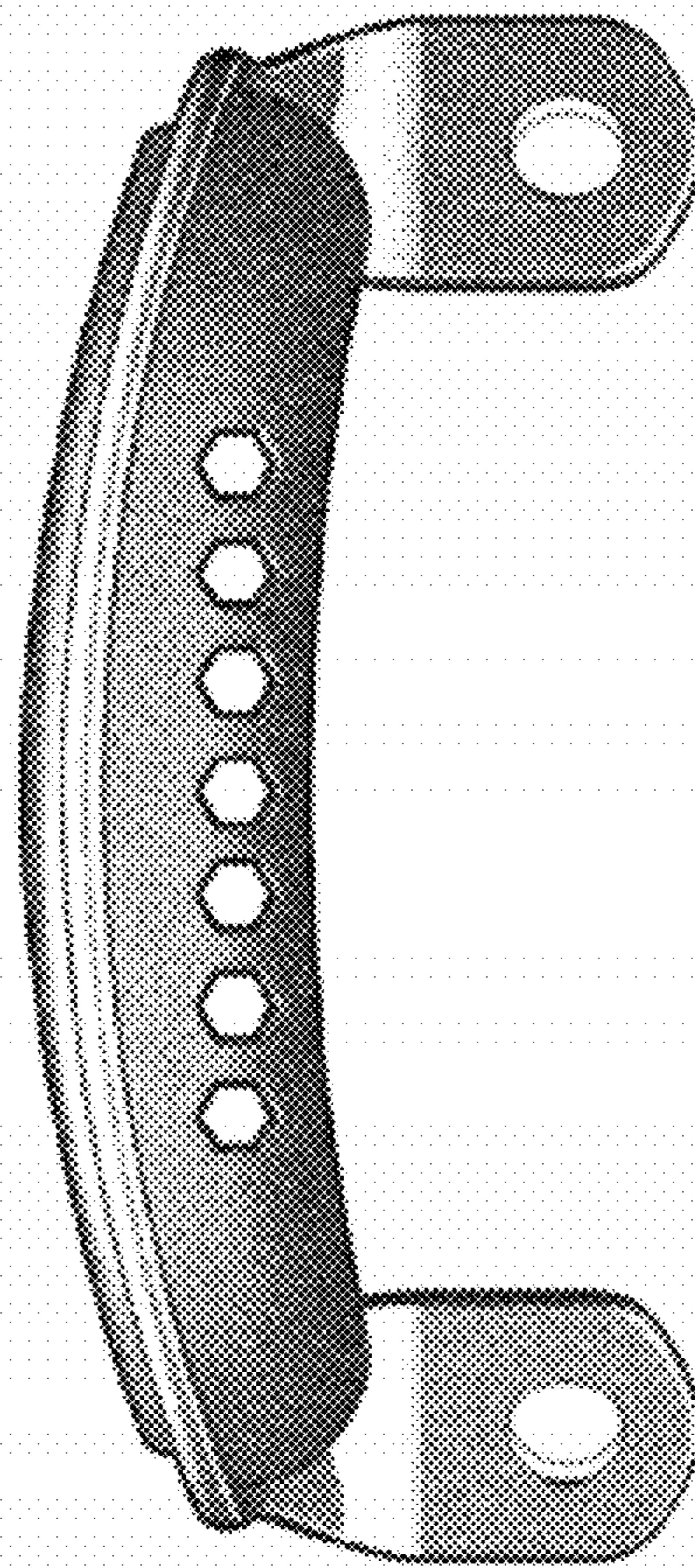


FIG. 6