



US00D663988S

(12) **United States Design Patent**
Bannister

(10) **Patent No.:** **US D663,988 S**

(45) **Date of Patent:** **** Jul. 24, 2012**

(54) **CUSHION**

(76) **Inventor:** **Caroline Bannister**, Margaret River
(AU)

(**) **Term:** **14 Years**

(21) **Appl. No.:** **29/400,383**

(22) **Filed:** **Aug. 26, 2011**

(51) **LOC (9) Cl.** **06-09**

(52) **U.S. Cl.** **D6/601**

(58) **Field of Classification Search** D6/595-601,
D6/604; 5/630, 632, 633, 636-639, 644-648,
5/651, 652, 655, 655.3; D21/286, 769, 803,
D21/804; D24/183, 184; 441/66, 80, 88,
441/129

See application file for complete search history.

(56) **References Cited**

U.S. PATENT DOCUMENTS

D126,825 S *	4/1941	Kolisch	D6/601
D163,709 S *	6/1951	Ray	D6/604
4,379,704 A *	4/1983	Rademacher	441/88
D539,855 S *	4/2007	Ban	D21/386
D582,991 S *	12/2008	McCowan	D21/391
D583,006 S *	12/2008	Hennings, III	D21/803

D591,548 S *	5/2009	LaFratta	D6/608
D592,269 S *	5/2009	Hennings, III	D21/803
D607,525 S *	1/2010	Marciano	D21/769

FOREIGN PATENT DOCUMENTS

AU 20070100843 A4 12/2007

* cited by examiner

Primary Examiner — Mary Ann Calabrese

(74) *Attorney, Agent, or Firm* — Quick Patents, Inc.; Kevin Prince

(57) **CLAIM**

I claim the ornamental design for a cushion, as shown and described.

DESCRIPTION

FIG. 1 is a perspective view of a cushion, showing my new design;
FIG. 2 is a front elevational view thereof, the rear elevational view being a mirror image thereof;
FIG. 3 is a left-side elevational view thereof, the right-side elevational view being a mirror image thereof;
FIG. 4 is a top plan view thereof; and,
FIG. 5 is a bottom plan view thereof.

1 Claim, 3 Drawing Sheets






FIG. 1

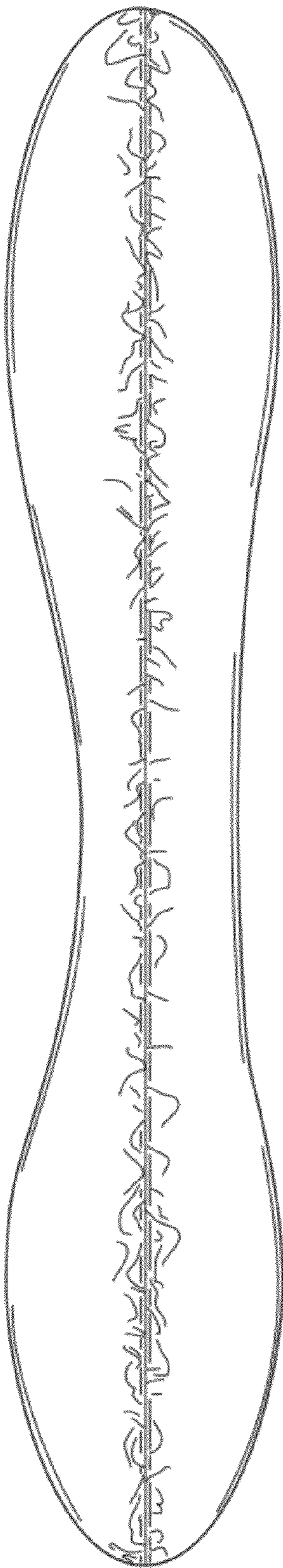


FIG. 2

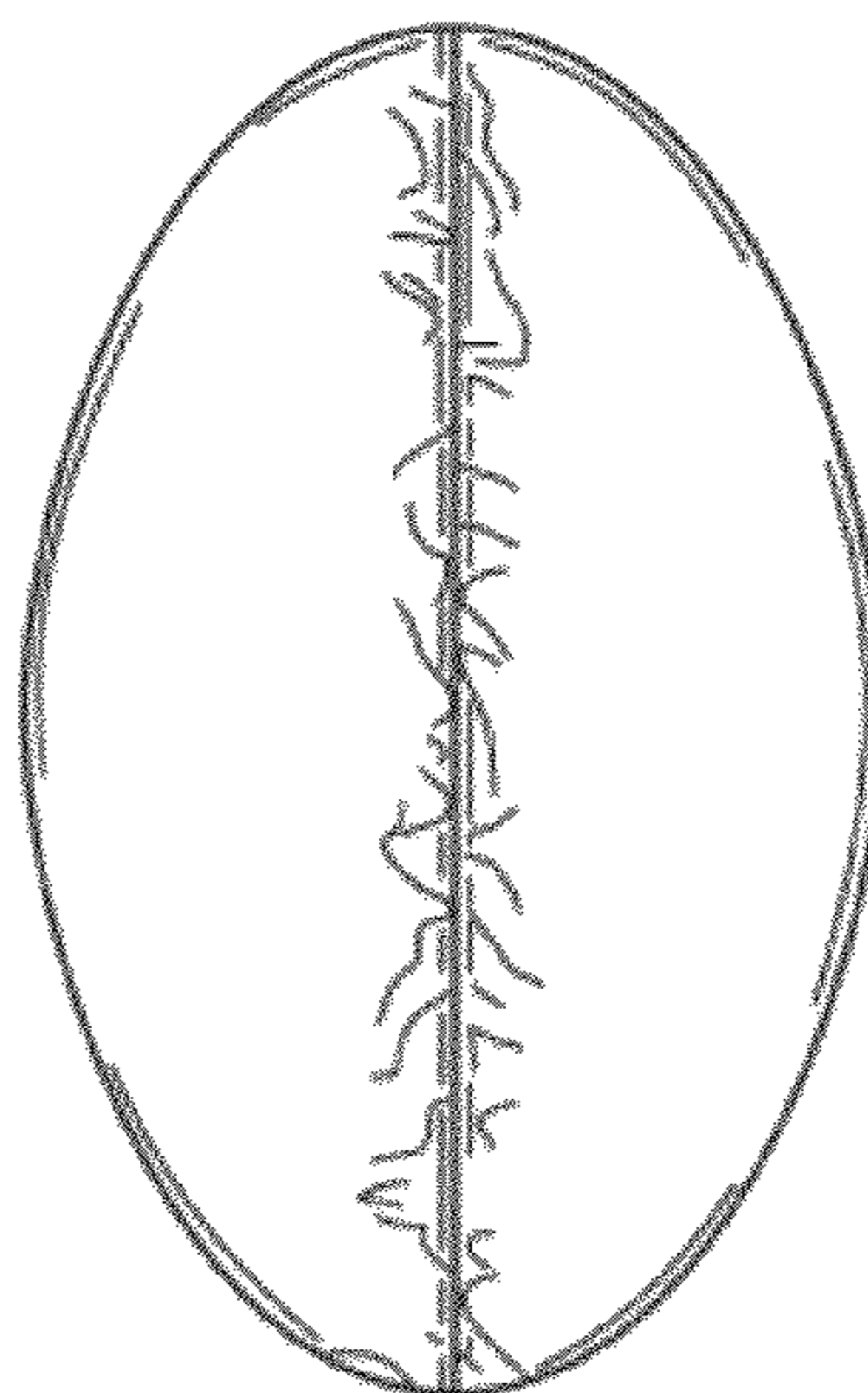


FIG. 3



FIG. 4

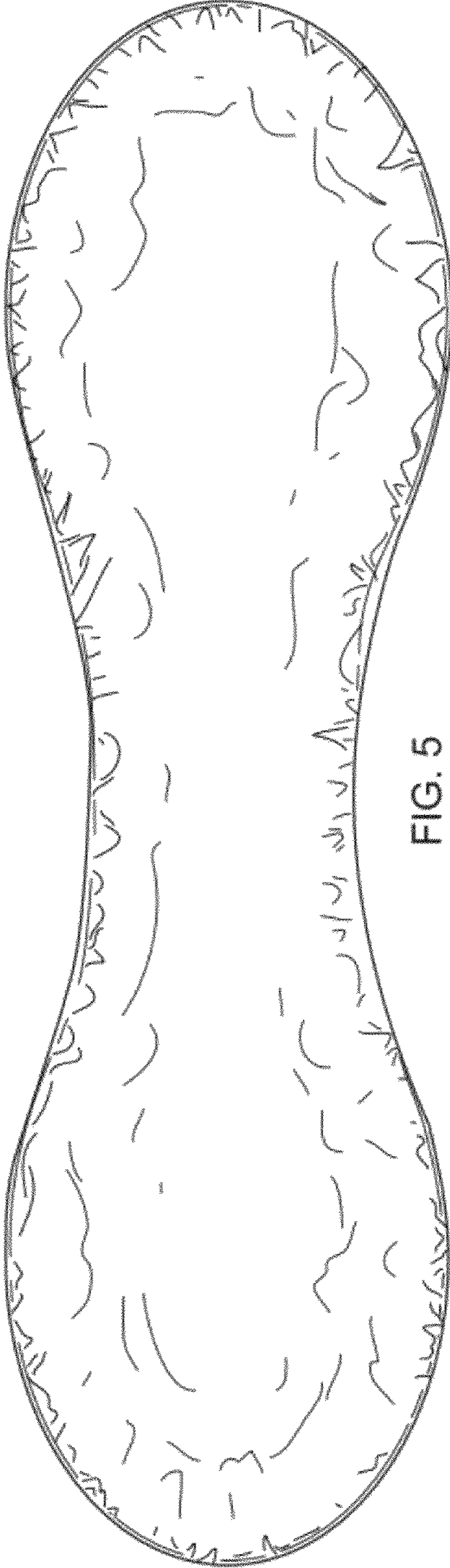


FIG. 5