

US00D663966S

(12) **United States Design Patent**
Lenney

(10) **Patent No.:** **US D663,966 S**
(45) **Date of Patent:** **** Jul. 24, 2012**

- (54) **LOUNGE**
- (75) Inventor: **Joseph P. Lenney**, San Francisco, CA (US)
- (73) Assignee: **Restoration Hardware, Inc.**, Corte Madera, CA (US)
- (**) Term: **14 Years**
- (21) Appl. No.: **29/386,269**
- (22) Filed: **Feb. 25, 2011**
- (51) **LOC (9) Cl.** **06-01**
- (52) **U.S. Cl.** **D6/369**
- (58) **Field of Classification Search** D6/310, D6/334-336, 348, 358-381, 500-502, 611; 297/31, 239, 271.6, 11.2, 411.27, 411.28, 297/440.13, 440.15, 445.1, 446.1, 452.13
See application file for complete search history.

- D572,920 S 7/2008 van Ierssel et al.
- D584,069 S * 1/2009 Guinochet D6/381
- D600,034 S * 9/2009 White et al. D6/369

OTHER PUBLICATIONS

Restoration Hardware Outdoor Summer 2008 Catalog; Cover page, pp. 10, 24, 42 & 45.
 Restoration Hardware Outdoor Summer Outdoor Sale Catalog; Cover page, pp. 2 & 26.
 Restoration Hardware Outdoor & Garden, Spring 2011 Catalog; Cover page, pp. 2-3, 11, 21, 22, 30,35, 41, 58, 65 & 68.
 Restoration Hardware Outdoor Catalog, Introducing St. Barts Teak Collection; Cover page and pp. 25, 35 & 60.
 Manutti Belgium Outdoor Furniture Collection 2011 Catalog; Apr. 2011; 13 pages.
 Online Catalog Manutti 2011; <http://www.manutti.com/onlinecatalog2011/>.

* cited by examiner

Primary Examiner — Ricky Pham
 (74) *Attorney, Agent, or Firm* — Duane Morris, LLP; Guy W. Chambers

(56) **References Cited**

U.S. PATENT DOCUMENTS

- D234,329 S * 2/1975 Rocchia D6/369
- D234,330 S * 2/1975 Rocchia D6/369
- D335,035 S * 4/1993 Floyd
- D410,800 S * 6/1999 Gomez D6/369
- D421,853 S * 3/2000 Black D6/369
- D422,156 S 4/2000 Black
- D422,422 S * 4/2000 Black D6/369
- D491,378 S * 6/2004 Tyler D6/369
- D504,781 S * 5/2005 Suzuki et al. D6/334
- D529,729 S * 10/2006 Kreiss D6/369
- D533,727 S 12/2006 Frinier
- D547,079 S * 7/2007 Wang D6/369
- D555,368 S * 11/2007 Wieland D6/334
- D557,030 S * 12/2007 Wang D6/369
- D560,076 S 1/2008 Moser

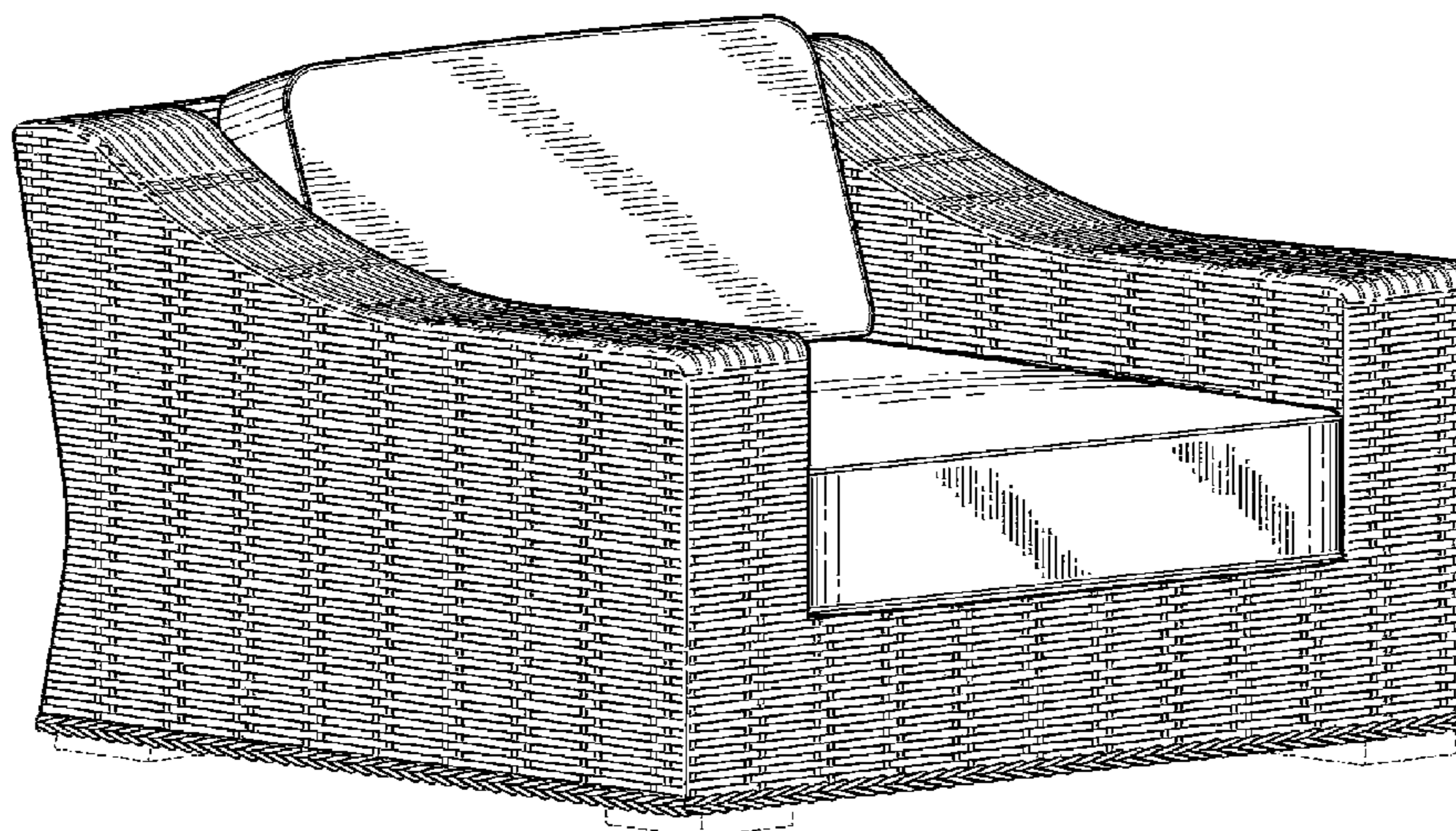
(57) **CLAIM**

The ornamental design for a lounge, as shown and described.

DESCRIPTION

FIG. 1 is a perspective view of a lounge showing my new design;
 FIG. 2 is a front elevational view thereof;
 FIG. 3 is a rear elevational view thereof;
 FIG. 4 is a top plan view thereof;
 FIG. 5 is a left side elevational view thereof; and,
 FIG. 6 is a right side elevational view thereof.
 The broken lines shown in the drawings are for illustrative purposes only and form no part of the claimed design.

1 Claim, 6 Drawing Sheets



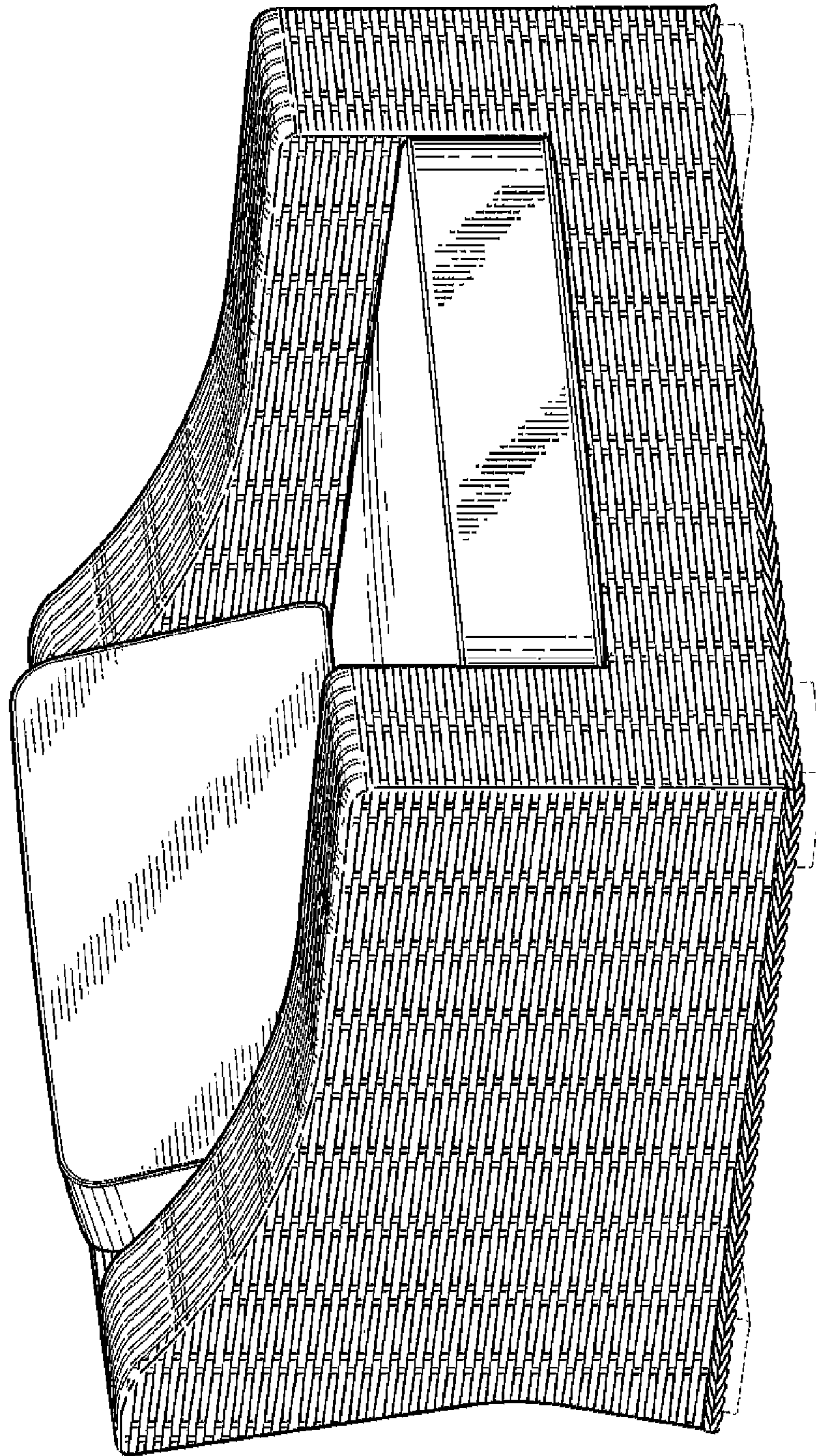


FIG. 1

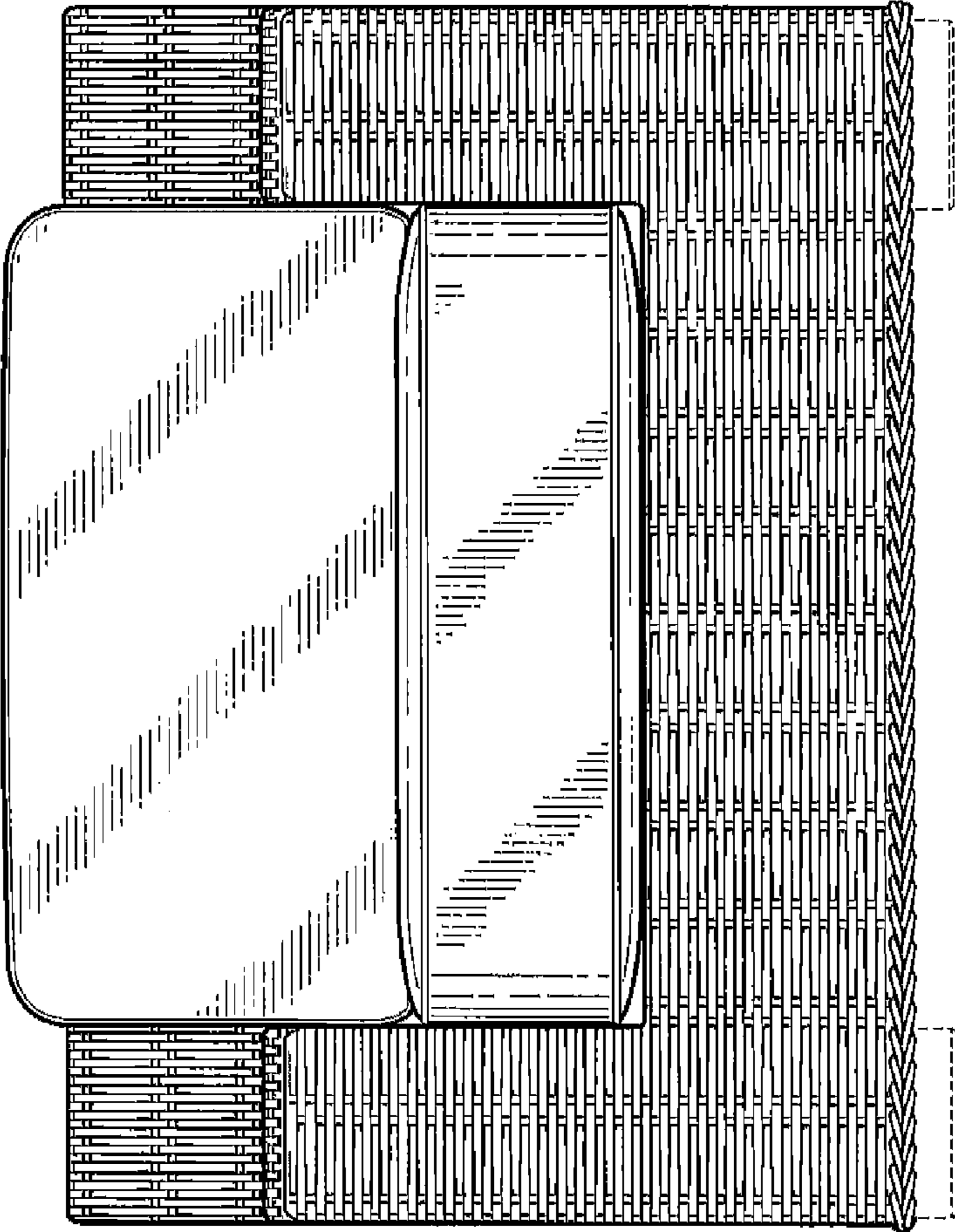


FIG. 2

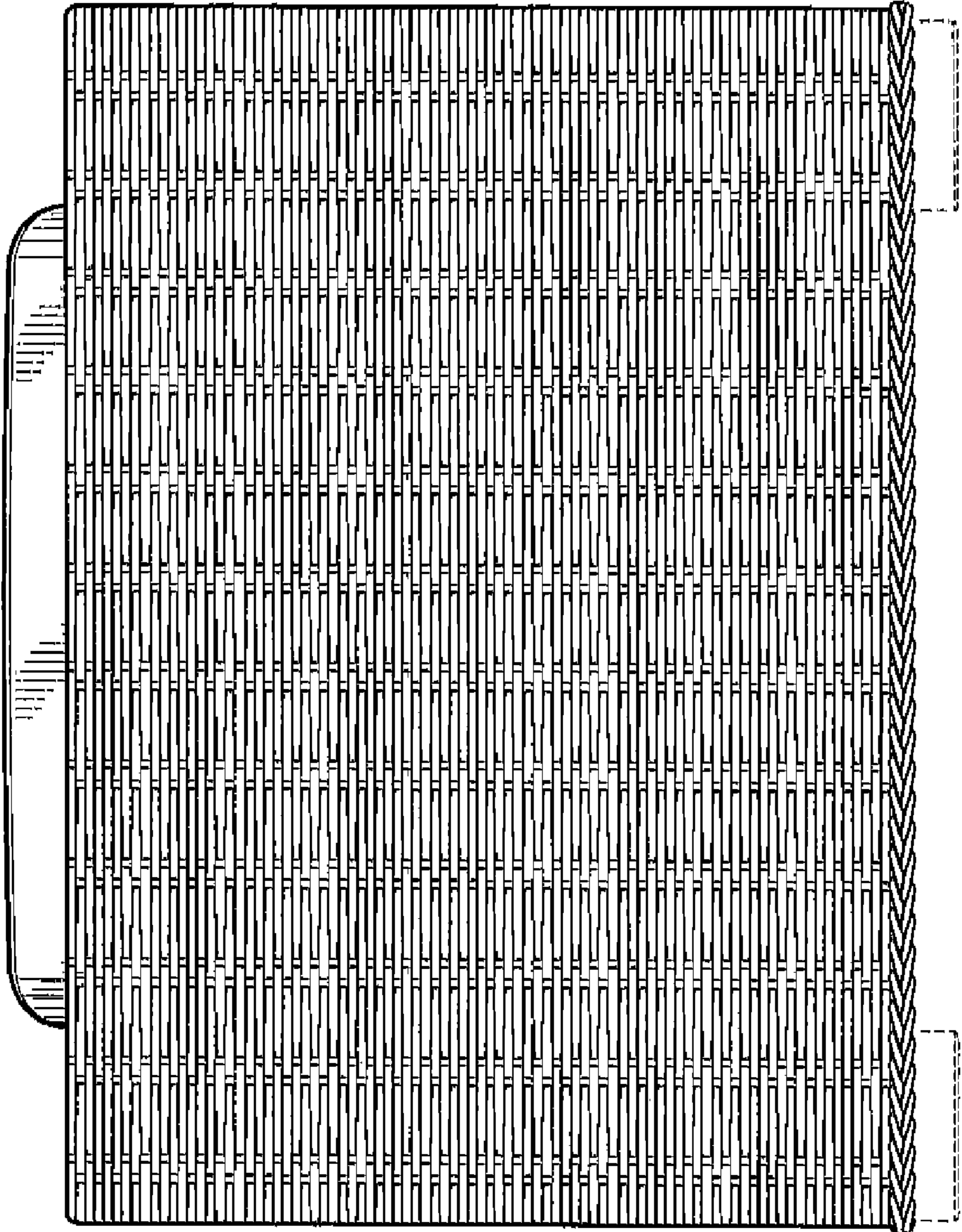
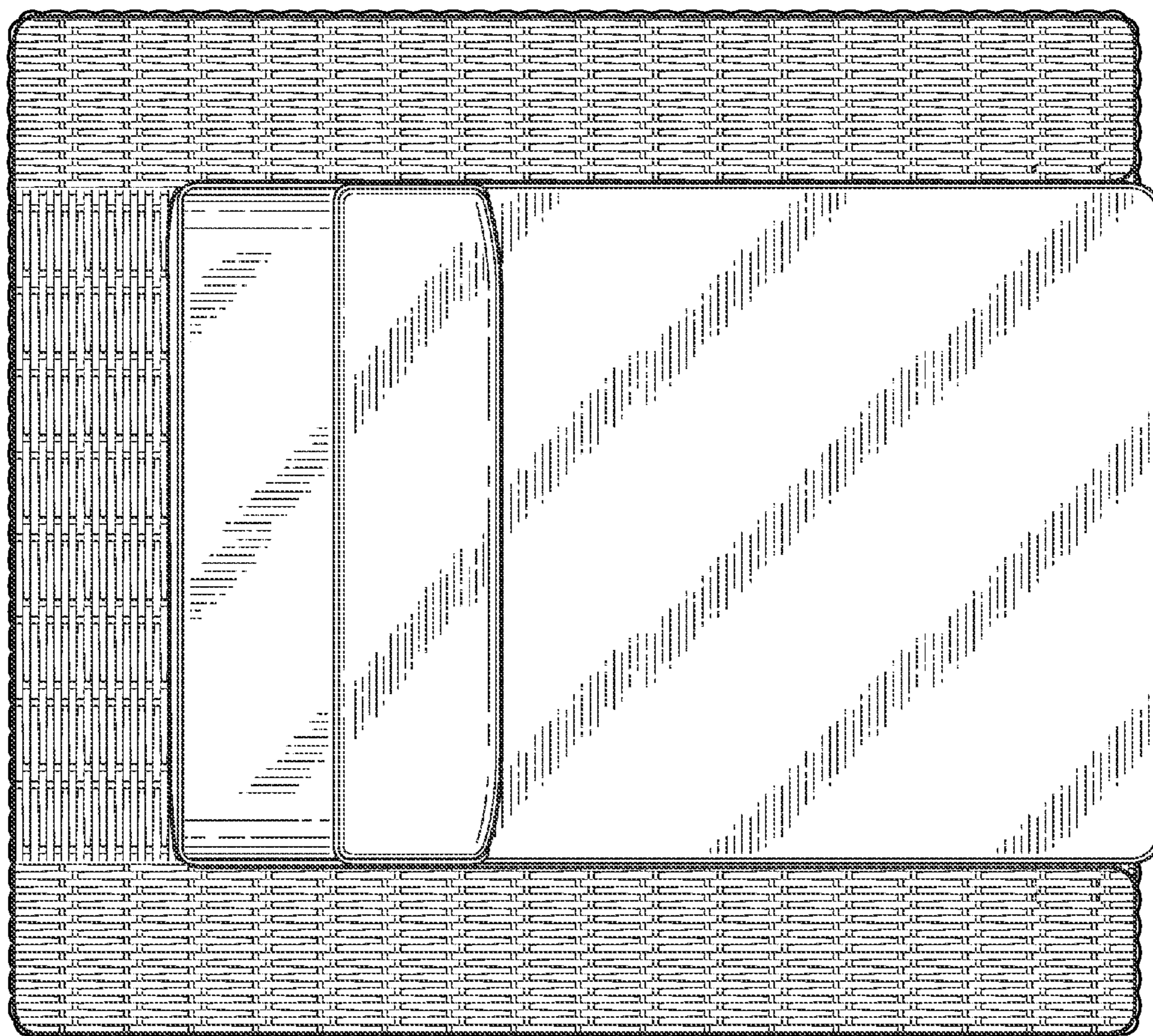


FIG. 3

FIG. 4



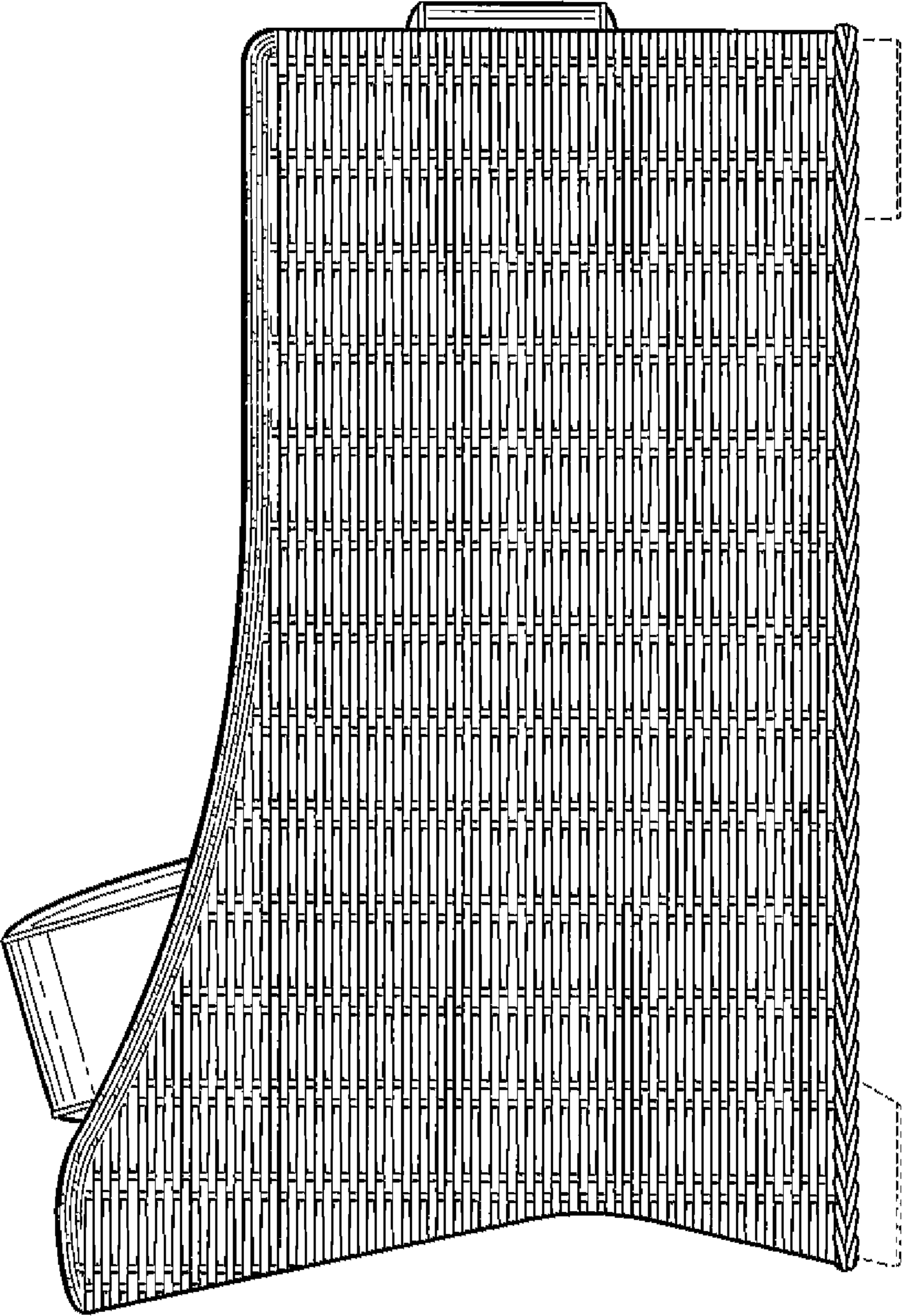


FIG. 5

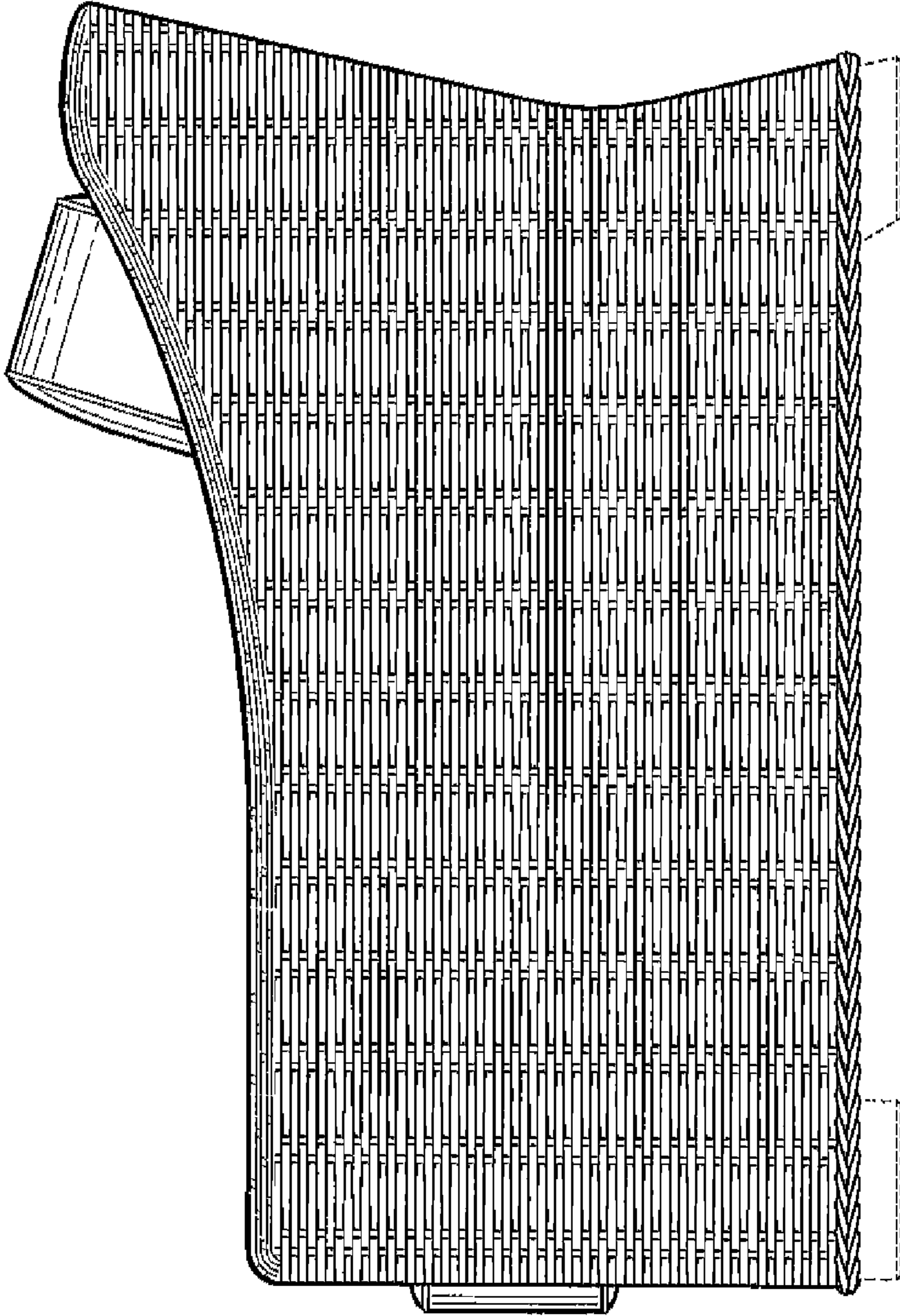


FIG. 6