



US00D663953S

(12) **United States Design Patent**
Chidiac

(10) **Patent No.:** **US D663,953 S**

(45) **Date of Patent:** **** Jul. 24, 2012**

(54) **TROLLEY**

(76) Inventor: **Fadi Chidiac**, Barcelona (ES)

(**) Term: **14 Years**

(21) Appl. No.: **29/394,776**

(22) Filed: **Jun. 21, 2011**

(30) **Foreign Application Priority Data**

May 30, 2011 (EM) 001870726-0001

(51) **LOC (9) Cl.** **03-01**

(52) **U.S. Cl.** **D3/279**

(58) **Field of Classification Search** D3/272,
D3/273, 274, 276, 279, 289, 297, 321; 190/1,
190/3, 6, 7, 9, 13 R, 14, 13 F, 15.1, 18 A,
190/108, 100-107, 109-114, 115-127, 903
See application file for complete search history.

(56) **References Cited**

U.S. PATENT DOCUMENTS

D422,409 S *	4/2000	Klenner et al.	D3/279
D438,005 S *	2/2001	Tiramani et al.	D3/279
D471,712 S *	3/2003	Krulik	D3/289
D476,153 S *	6/2003	Sadr et al.	D3/279
D522,747 S *	6/2006	Tortorella et al.	D3/279

D530,513 S *	10/2006	Oh	D3/279
D565,295 S *	4/2008	Weir	D3/271.1
D601,342 S *	10/2009	Choi	D3/279
D618,910 S *	7/2010	Porter et al.	D3/279
D639,057 S *	6/2011	Presman et al.	D3/279
2012/0012431 A1 *	1/2012	Hamilton	190/18 A

* cited by examiner

Primary Examiner — Jennifer Rivard

(74) *Attorney, Agent, or Firm* — Sturm & Fix LLP

(57) **CLAIM**

The ornamental design for a trolley, as shown and described.

DESCRIPTION

FIG. 1 is a perspective view of the trolley showing my new design;
FIG. 2 is a front view thereof;
FIG. 3 is a top view thereof;
FIG. 4 is a bottom view thereof;
FIG. 5 is a rear view thereof;
FIG. 6 is a right side view thereof;
FIG. 7 is a left side view thereof; and,
FIG. 8 is a rear perspective view showing the handle pulled to an upright position.

1 Claim, 8 Drawing Sheets







FIG. 1




FIG. 2



FIG. 3



FIG. 4



FIG. 5




FIG. 6



FIG. 7

