

US00D663927S

(12) **United States Design Patent**
Teng-Lee

(10) **Patent No.:** **US D663,927 S**
(45) **Date of Patent:** **** Jul. 24, 2012**

(54) **SHOE OUTSOLE AND PERIPHERY**

(75) Inventor: **Albert Teng-Lee**, Los Angeles, CA (US)

(73) Assignee: **Skechers U.S.A., Inc. II**, Manhattan Beach, CA (US)

(**) Term: **14 Years**

(21) Appl. No.: **29/415,456**

(22) Filed: **Mar. 9, 2012**

(51) **LOC (9) Cl.** **02-04**

(52) **U.S. Cl.** **D2/947; D2/951; D2/954**

(58) **Field of Classification Search** D2/902,
D2/906, 908, 916, 918, 925, 946-962, 977;
36/3 B, 22 R, 24.5, 25 R, 28, 32 R, 34 R,
36/59 C, 67 A, 103

See application file for complete search history.

(56) **References Cited**

U.S. PATENT DOCUMENTS

D238,524 S *	1/1976	Senter	D2/953
D294,537 S	3/1988	Le		
D341,477 S *	11/1993	Teague	D2/977
D343,045 S	1/1994	Bailey		
D387,890 S *	12/1997	Faulconer et al.	D2/953
D414,922 S	10/1999	Wells		
D420,495 S	2/2000	Davidowitz et al.		
D428,688 S *	8/2000	Egelja et al.	D2/957
D432,294 S	10/2000	Wilson		
D438,368 S	3/2001	Akhidime		
D441,175 S *	5/2001	Ritter et al.	D2/908
D450,439 S	11/2001	Wilson		
D460,245 S *	7/2002	Butler et al.	D2/916
6,438,870 B2 *	8/2002	Nasako et al.	36/28
D473,042 S *	4/2003	Wilson	D2/960
6,739,074 B2 *	5/2004	Trommer	36/1
D495,860 S *	9/2004	Kubo et al.	D2/960
D498,350 S *	11/2004	Recchi	D2/956
D498,905 S	11/2004	Wilson		
D511,618 S *	11/2005	McDowell et al.	D2/977
D512,818 S *	12/2005	Mitani et al.	D2/953
D512,819 S *	12/2005	Usuki et al.	D2/953
D514,286 S *	2/2006	Kayano et al.	D2/955

D520,732 S *	5/2006	Mitani et al.	D2/977
D523,627 S	6/2006	Avar		
D530,892 S *	10/2006	Issler	D2/954
D532,598 S *	11/2006	Chan	D2/977
D540,014 S *	4/2007	Turner et al.	D2/957
D546,054 S *	7/2007	Schoenborn et al.	D2/977
D562,537 S	2/2008	Apanian		
D569,606 S *	5/2008	Schoenborn et al.	D2/977
D579,640 S *	11/2008	Duffy	D2/953
D583,540 S *	12/2008	Henderson	D2/955
D597,295 S *	8/2009	Duffy	D2/977
D623,386 S *	9/2010	Nelson	D2/946
D624,734 S *	10/2010	Akhidime	D2/946
D639,540 S	6/2011	Raysse		
D643,604 S	8/2011	Yi		
D650,980 S	12/2011	Raysse		
D651,788 S *	1/2012	Raysse	D2/954
D652,613 S *	1/2012	Raysse	D2/954
D652,614 S *	1/2012	Raysse	D2/954
D656,720 S *	4/2012	Wawrousek	D2/954
2008/0289220 A1 *	11/2008	Rivas et al.	36/88

* cited by examiner

Primary Examiner — T. Chase Nelson

(74) *Attorney, Agent, or Firm* — Marshall A. Lerner, Esq.;
Marvin H. Kleinberg, Esq.; Kleinberg & Lerner, LLP

(57) **CLAIM**

The ornamental design for a shoe outsole and periphery, as shown and described.

DESCRIPTION

FIG. 1 is a perspective view of a shoe outsole and periphery in accordance with my new design.
FIG. 2 is a left side view thereof;
FIG. 3 is a right side view thereof;
FIG. 4 is a top plan view thereof;
FIG. 5 is a bottom plan view thereof;
FIG. 6 is a rear elevation view thereof; and,
FIG. 7 is a front elevation view thereof.
Broken lines showing the remainder of the shoe in the figures are for illustrative purposes only and form no part of the claimed invention.

1 Claim, 6 Drawing Sheets

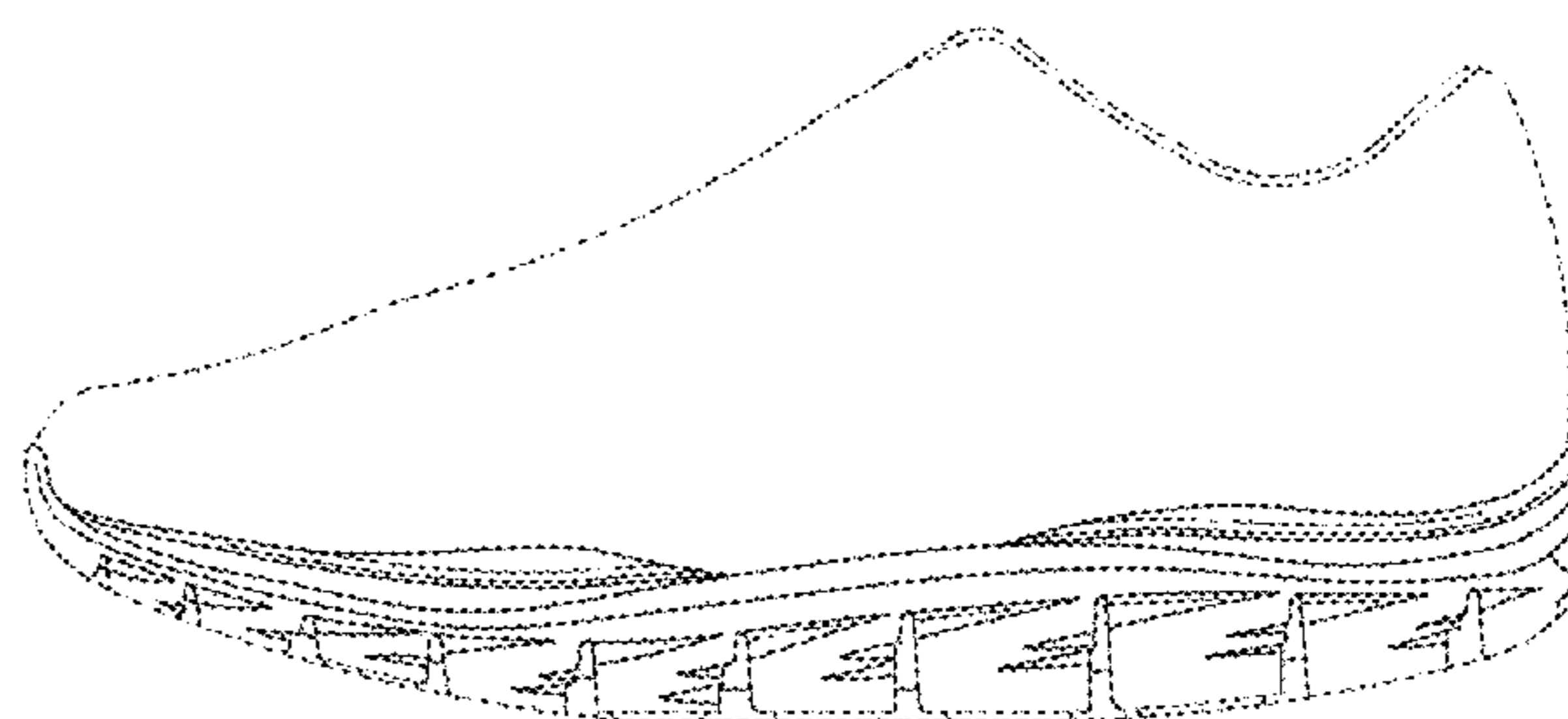



FIG. 1

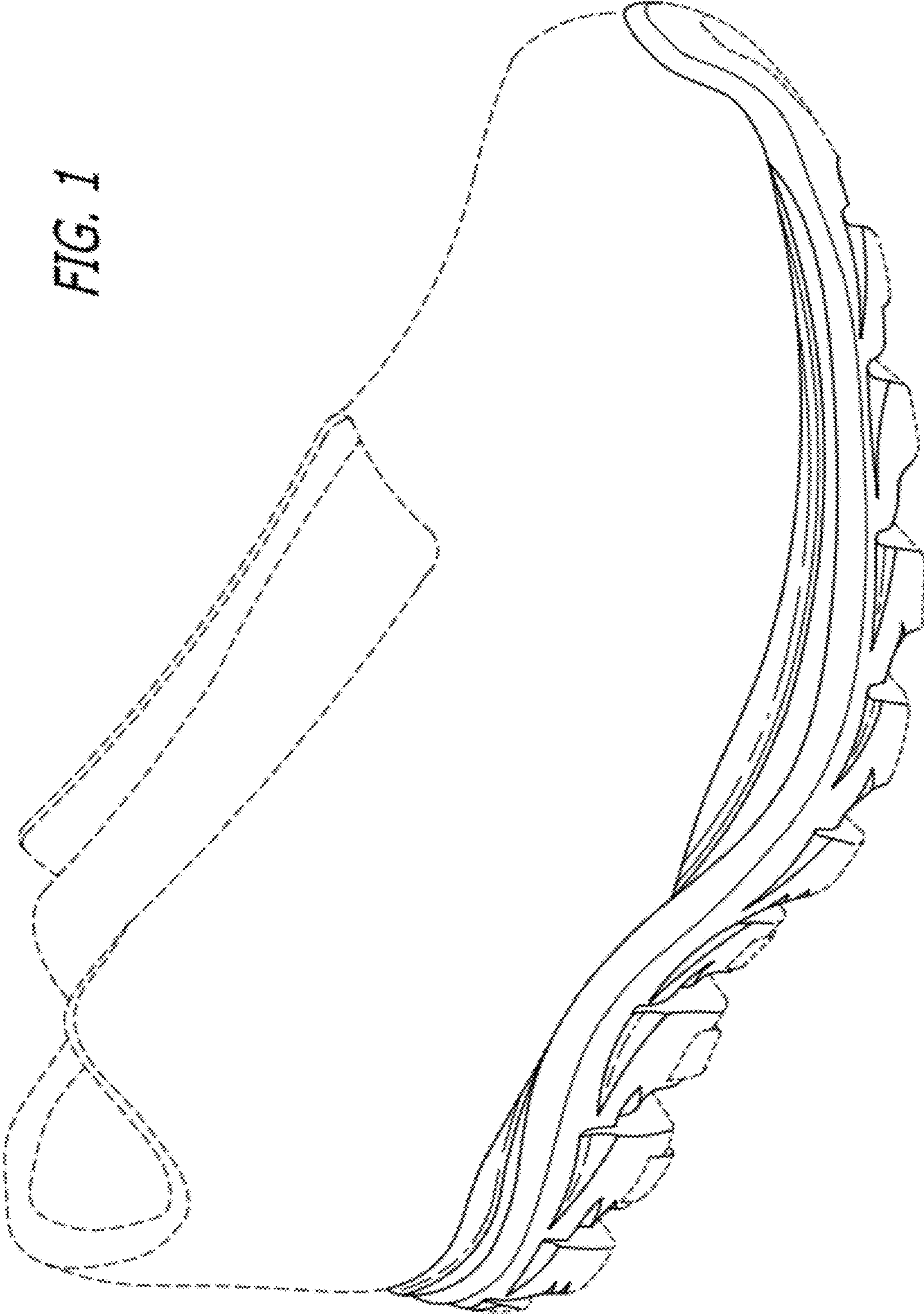
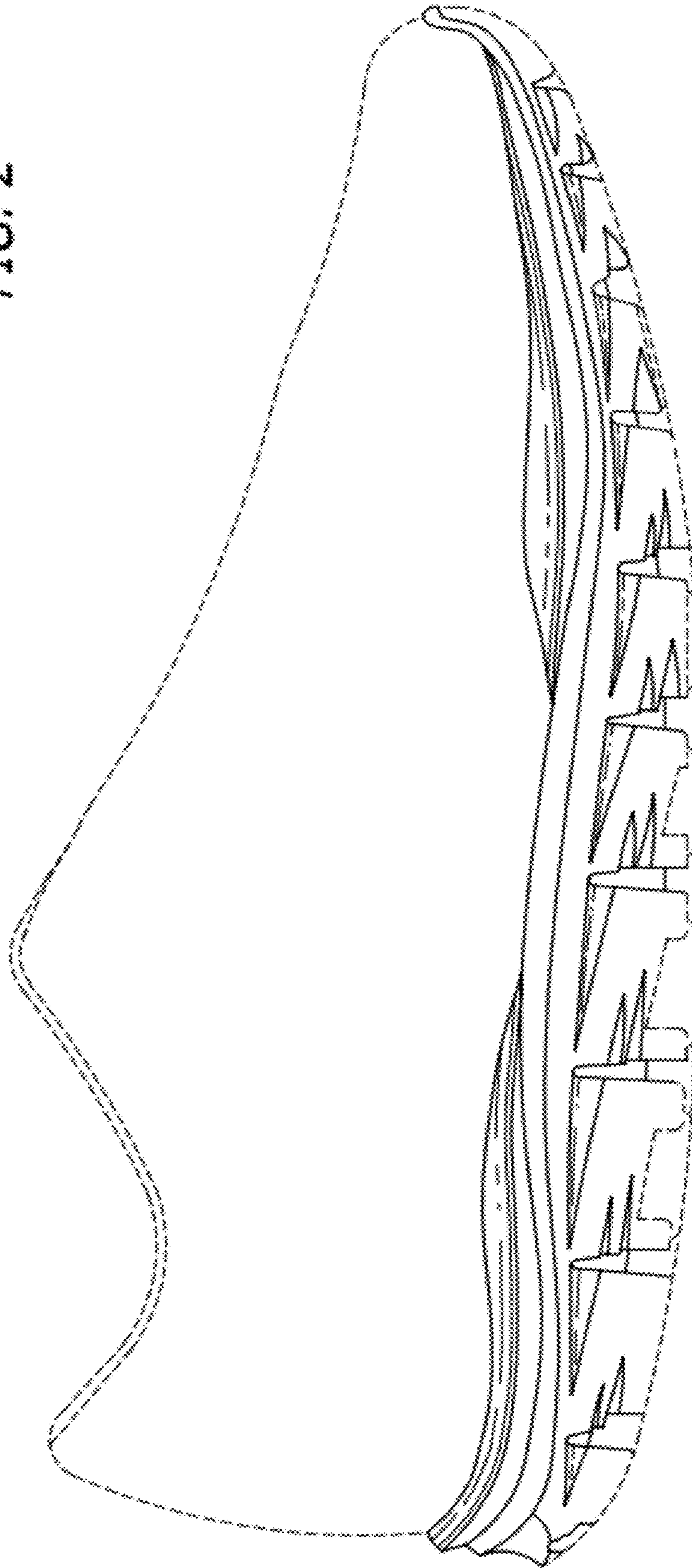


FIG. 2



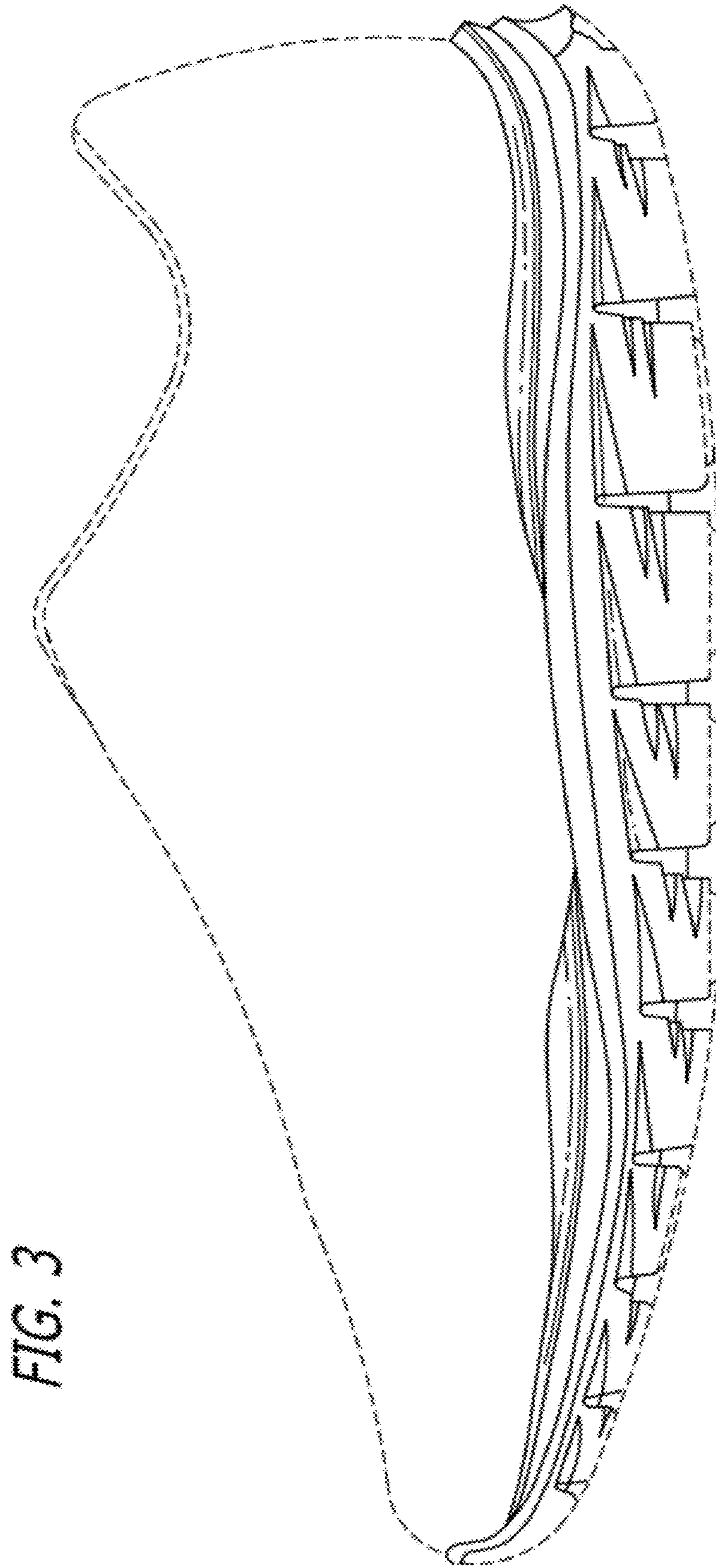
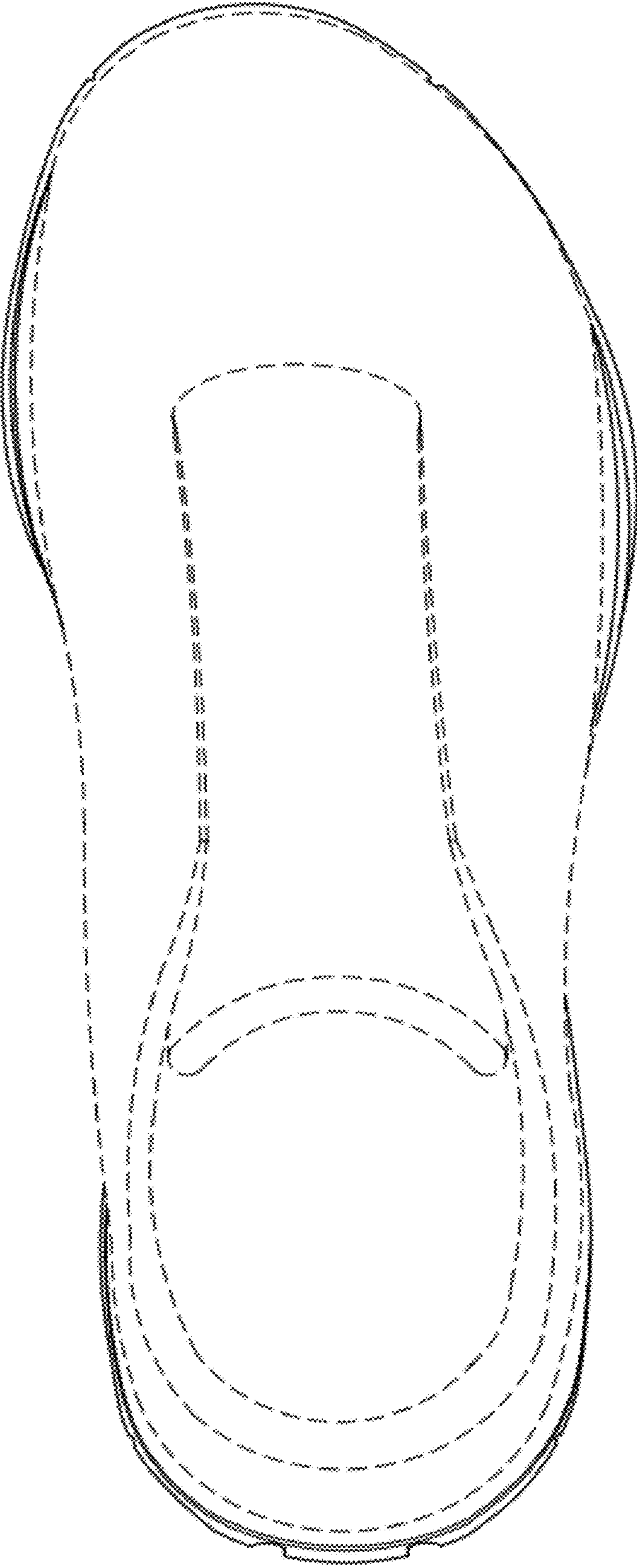


FIG. 3

FIG. 4



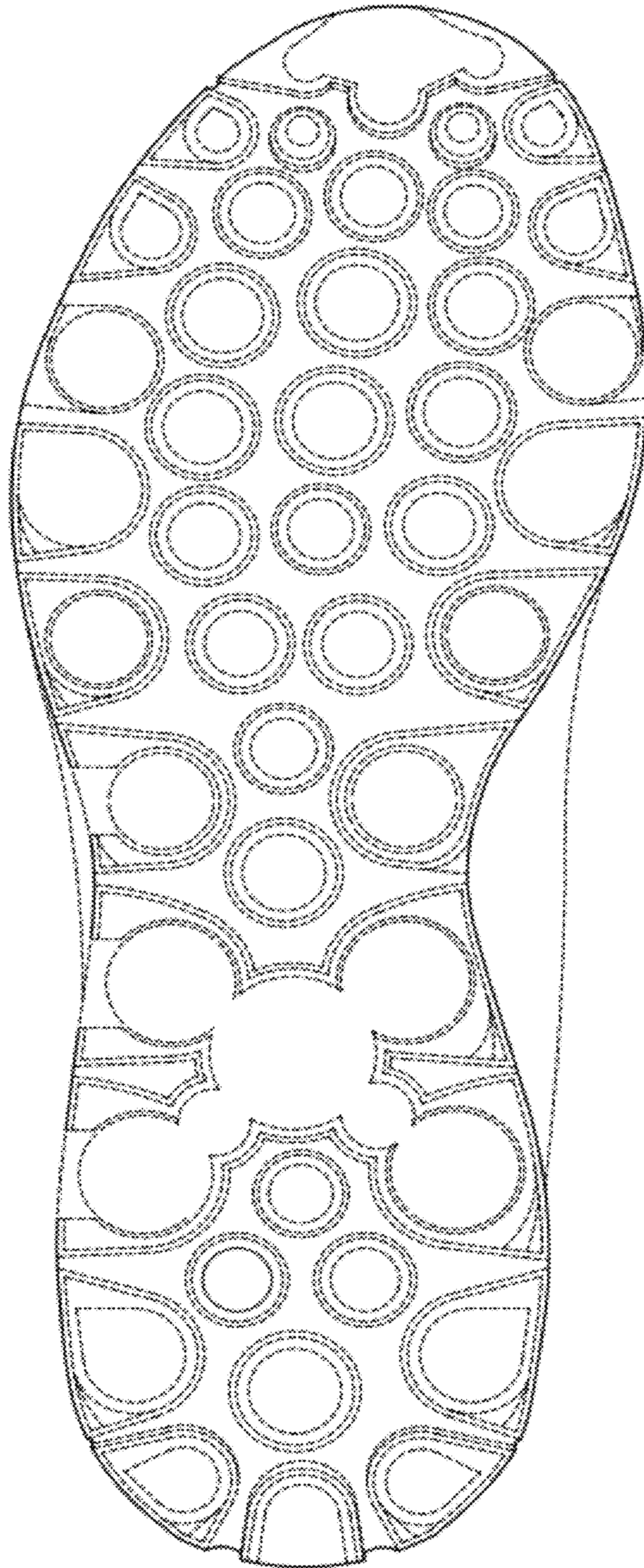


FIG. 5

FIG. 7

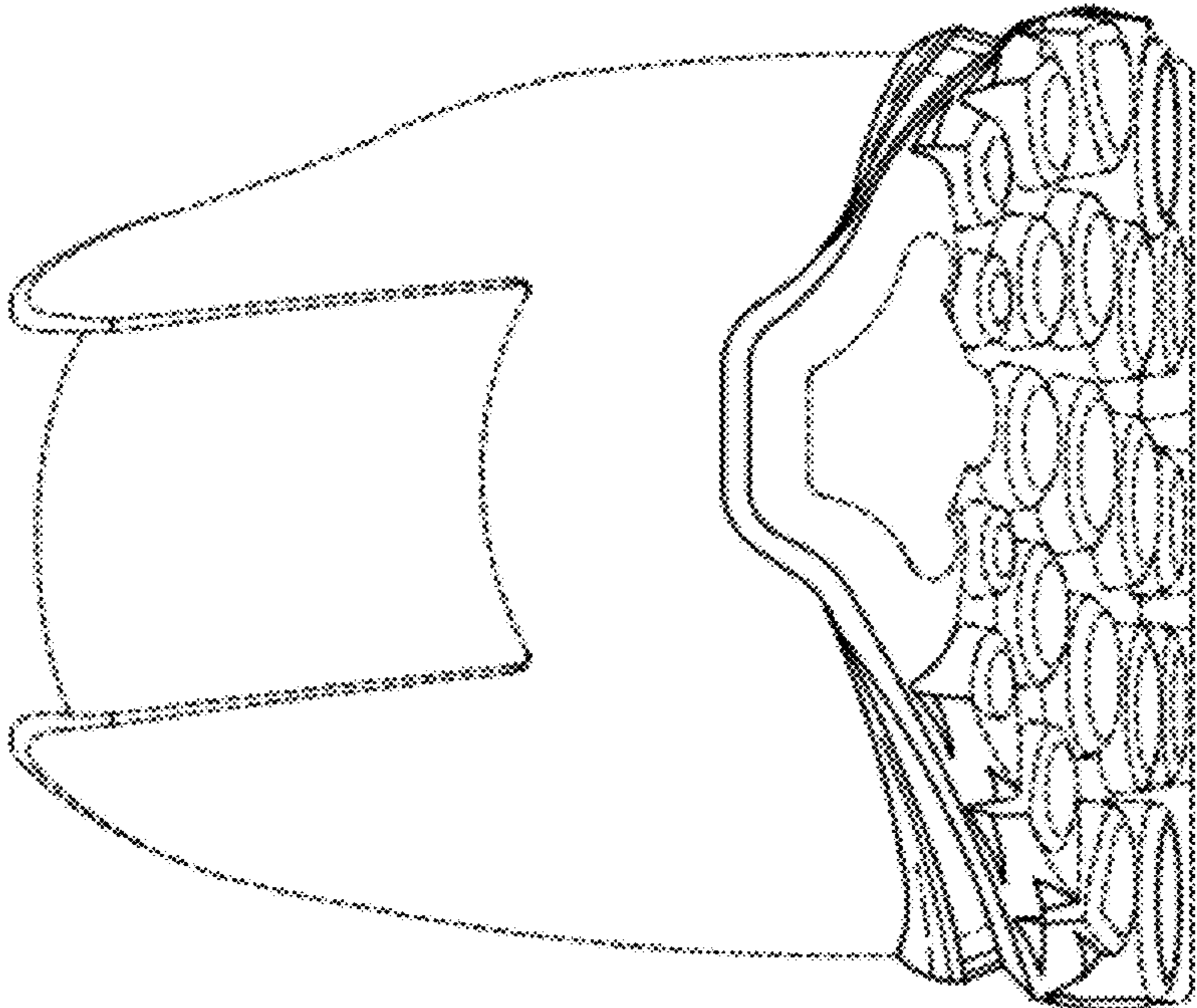


FIG. 6

