



US00D663889S

(12) **United States Design Patent**
Alvarez et al.

(10) **Patent No.:** **US D663,889 S**
(45) **Date of Patent:** **** Jul. 17, 2012**

- (54) **HANDLE OF A DENTAL LIGHT**
- (75) Inventors: **Jason Alvarez**, Portland, OR (US);
Patrick W. Berry, Vancouver, WA (US)
- (73) Assignee: **A-dec, Inc.**, Newberg, OR (US)
- (**) Term: **14 Years**
- (21) Appl. No.: **29/404,809**
- (22) Filed: **Oct. 25, 2011**
- (51) **LOC (9) Cl.** **26-99**
- (52) **U.S. Cl.** **D26/138**
- (58) **Field of Classification Search** D26/113,
D26/71, 72, 73, 74, 75, 76, 78, 122, 121,
D26/120, 119, 118, 1, 80, 86, 87, 88, 89,
D26/90, 35, 36, 85, 62, 61, 63, 64, 65, 66,
D26/67, 68, 28, 31, 24, 25, 26, 60, 103, 104,
D26/105, 106, 109, 110, 93, 138, 140, 141,
D26/142, 143, 144, 145, 152, 153, 154, 155,
D26/41, 42, 51, 52, 50, 37, 128, 123, 124,
D26/125, 129, 131, 134, 135, 136, 2, 3; D13/179,
D13/180; D8/354, 382, 373, 377; 362/373,
362/294.02, 218, 510, 516, 410, 183, 396,
362/130, 190, 249.07, 249.09, 249.1, 249.11,
362/285, 413, 287, 220, 418, 419, 92, 249.08,
362/205, 184, 260, 399, 398, 397, 258, 374,
362/375, 216, 558, 561, 354, 249.06, 249.05,
362/132, 133, 249.03, 223, 241, 345, 327,
362/217.05, 247, 224, 297; 52/455; D25/124,
D25/125, 60, 119; 349/113, 61, 59, 60, 62,
349/64, 65, 67, 66; 248/558, 339, 557; 438/15;
345/102; D12/406; D10/114.1, 111; D11/145,
D11/144, 125, 121; 428/11; 257/96, 97,
257/98, 99

See application file for complete search history.

- (56) **References Cited**
- U.S. PATENT DOCUMENTS
3,191,023 A * 6/1965 Jones et al. 362/220
(Continued)
- FOREIGN PATENT DOCUMENTS
AU 327125 8/2009
(Continued)
- OTHER PUBLICATIONS
A-dec, Inc., "A-dec 500 Brochure," <http://us.a-dec.com/en/Products/Dental-Lights/A-dec-500>, downloaded Dec. 16, 2011.
(Continued)

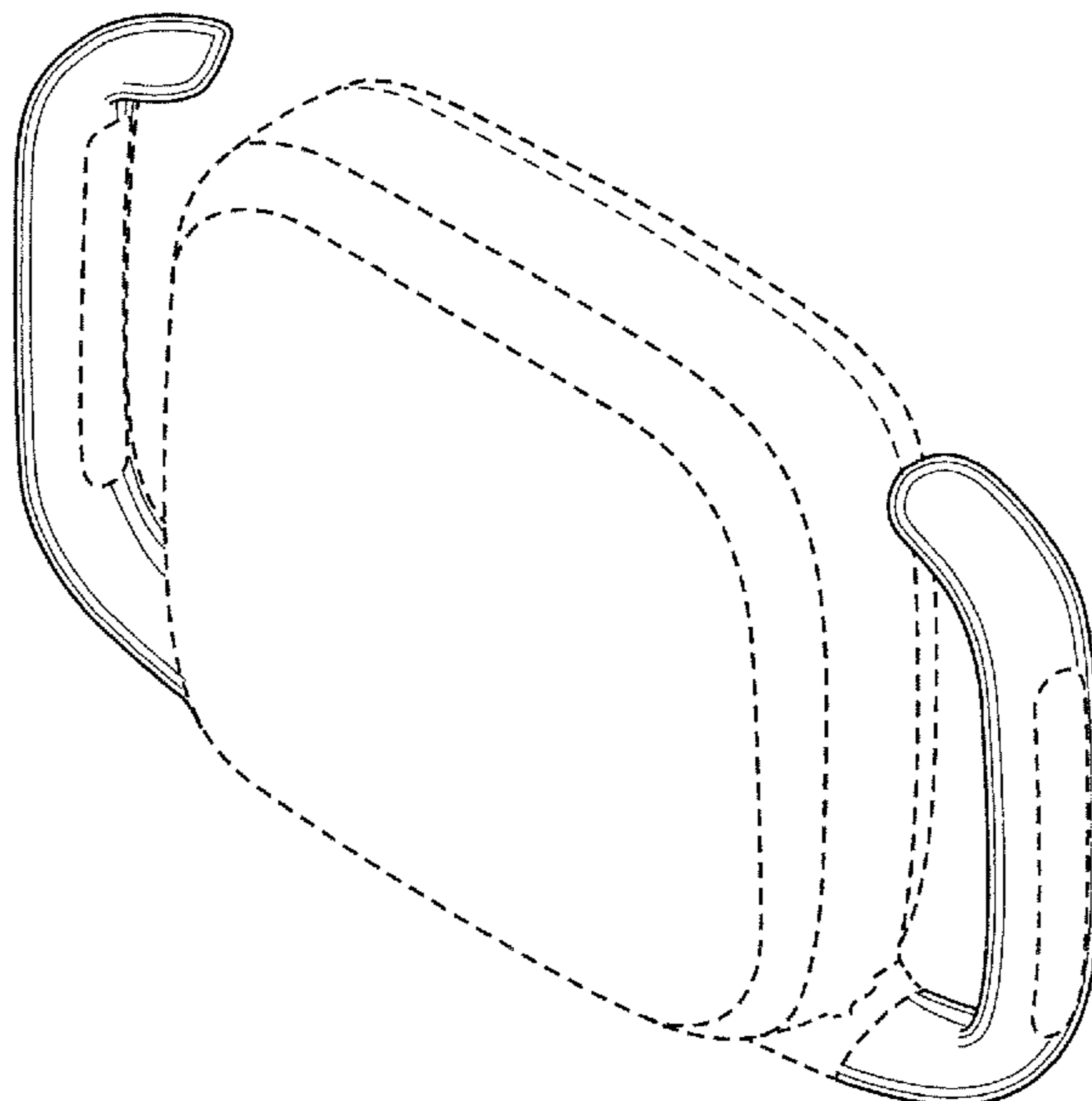
Primary Examiner — Kevin Rudzinski
(74) *Attorney, Agent, or Firm* — Klarquist Sparkman, LLP

(57) **CLAIM**
We claim the ornamental design for a handle of a dental light, as shown and described.

DESCRIPTION

FIG. 1 is a perspective view of a handle of a dental light. FIG. 2 is a rear side perspective view of the dental light of FIG. 1. FIG. 3 is a side view of the left side of the dental light of FIG. 1, the right side of the dental light being a mirror image thereof. FIG. 4 is a top side view of the dental light of FIG. 1. FIG. 5 is a front side view of the dental light of FIG. 1; and, FIG. 6 is a bottom side view of the dental light of FIG. 1. The broken lines shown herein are for illustrating portions of the dental light and environment only and form no part of the claimed design.

1 Claim, 2 Drawing Sheets



U.S. PATENT DOCUMENTS

D217,497	S *	5/1970	Valeska et al.	D26/61
3,764,795	A *	10/1973	Austin, Jr.	362/131
4,149,227	A *	4/1979	Dorman	362/297
4,254,454	A *	3/1981	Hardin, Jr.	362/282
4,254,455	A *	3/1981	Neal, Jr.	362/296.03
D264,508	S *	5/1982	Williams et al.	D26/61
4,459,647	A *	7/1984	Yamauchi et al.	362/297
4,777,574	A *	10/1988	Eisner	362/399
4,795,669	A *	1/1989	Bowskill et al.	428/194
4,837,668	A *	6/1989	Koehler	362/297
4,930,058	A *	5/1990	Jones et al.	362/400
D322,864	S *	12/1991	Jones et al.	D26/140
D345,618	S *	3/1994	Gonser et al.	D26/63
D348,742	S *	7/1994	Rorke et al.	D26/51
D351,676	S *	10/1994	Phleps	D26/63
5,408,400	A *	4/1995	Gordon	362/400
5,473,524	A *	12/1995	Behringer	362/294
D377,227	S *	1/1997	Nordstrom et al.	D26/65
5,651,611	A *	7/1997	Weiler	362/303
6,176,597	B1 *	1/2001	Smith	362/297
D463,056	S *	9/2002	Waites	D26/65
7,207,694	B1 *	4/2007	Petrick	362/240
7,425,077	B2	9/2008	Lockamy et al.	
D586,026	S *	2/2009	Hanson et al.	D26/61
D607,142	S	12/2009	Alvarez	
7,665,875	B2 *	2/2010	Whitman	362/572
D620,628	S *	7/2010	Unsworth	D26/61
D621,539	S *	8/2010	McAtamney et al.	D26/61
D621,540	S *	8/2010	Montgomery et al.	D26/61
8,070,322	B2 *	12/2011	Unsworth	362/285
2008/0025013	A1	1/2008	Lockamy et al.	
2009/0091913	A1	4/2009	Li et al.	
2009/0215004	A1 *	8/2009	Whitman	433/29
2010/0203465	A1	8/2010	Bria et al.	

FOREIGN PATENT DOCUMENTS

CN	ZL 200930194874.5	9/2010
EM	001153993-0004	7/2009
JP	1398487	9/2010
KR	0582230	12/2010

WO	WO 2009/045223	4/2009
WO	WO 2009/045251	4/2009
WO	WO 2011/094249	8/2011

OTHER PUBLICATIONS

A-dec, Inc., "A-dec 300 Brochure," <http://us.a-dec.com/en/Products/Dental-Lights/A-dec-300>, downloaded Dec. 16, 2011.

A-dec, Inc., "A-dec 6300 Dental Light Brochure," <http://us.a-dec.com/en/Products/Dental-Lights/6300>, downloaded Dec. 16, 2011.

A-dec, Inc., "Performer Brochure," <http://us.a-dec.com/en/Products/Dental-Lights/Performer>, downloaded Dec. 16, 2011.

Belmont Equipment, "Product Overview: Bel-Halo Bel-Halo Lights," <http://dental.takarabelmont.com/lights/Bel-Halo-Lights>, downloaded Aug. 22, 2011.

Belmont Equipment, "Product Brochure: Bel-Halo LED Dental Lights," <http://dental.takarabelmont.com/lights/Bel-Halo-Lights>, downloaded Aug. 22, 2011.

DentalEzGroup, "Everlight," <http://www.dentalez.com/dentalez/dental-operator-light/everlight.html>, downloaded Aug. 22, 2011.

DentalEzGroup, "Everlight eBrochure," <http://www.dentalez.com/dentalez/dental-operator-light/everlight.html>, downloaded Dec. 18, 2011.

Planmeca U.S.A. Inc., "SingLED Operator Light," http://www.planmecausa.com/singled-operator-light-products-2.php?page_id=4, downloaded Dec. 14, 2011.

Planmeca U.S.A. Inc., "SingLED Operator Light Brochure," http://www.planmecausa.com/singled-operator-light-products-2.php?page_id=4, downloaded Dec. 14, 2011.

Forest Dental Products Inc., "Forest 2011 Equipment Catalog," pp. 74-76, <http://www.forestmed.com>, downloaded Dec. 18, 2011.

Faro S.p.A., "Alya LED Dental Operating Light," <http://www.faro.it/en/alya-led-dental-operating-light>, downloaded Dec. 14, 2011.

Pelton & Crane "Helios 3000 Brochure," <http://www.pelton.net/customer-center/brochures/>, downloaded Dec. 18, 2011.

degré K, "LOLé²," <http://www.degrek.com/en/products/lole/>, downloaded Dec. 18, 2011.

Schreiber et al., "Homogenous LED-Illumination Using Microlens Arrays," Proceedings SPIE 5942, 59420K (2005).

* cited by examiner

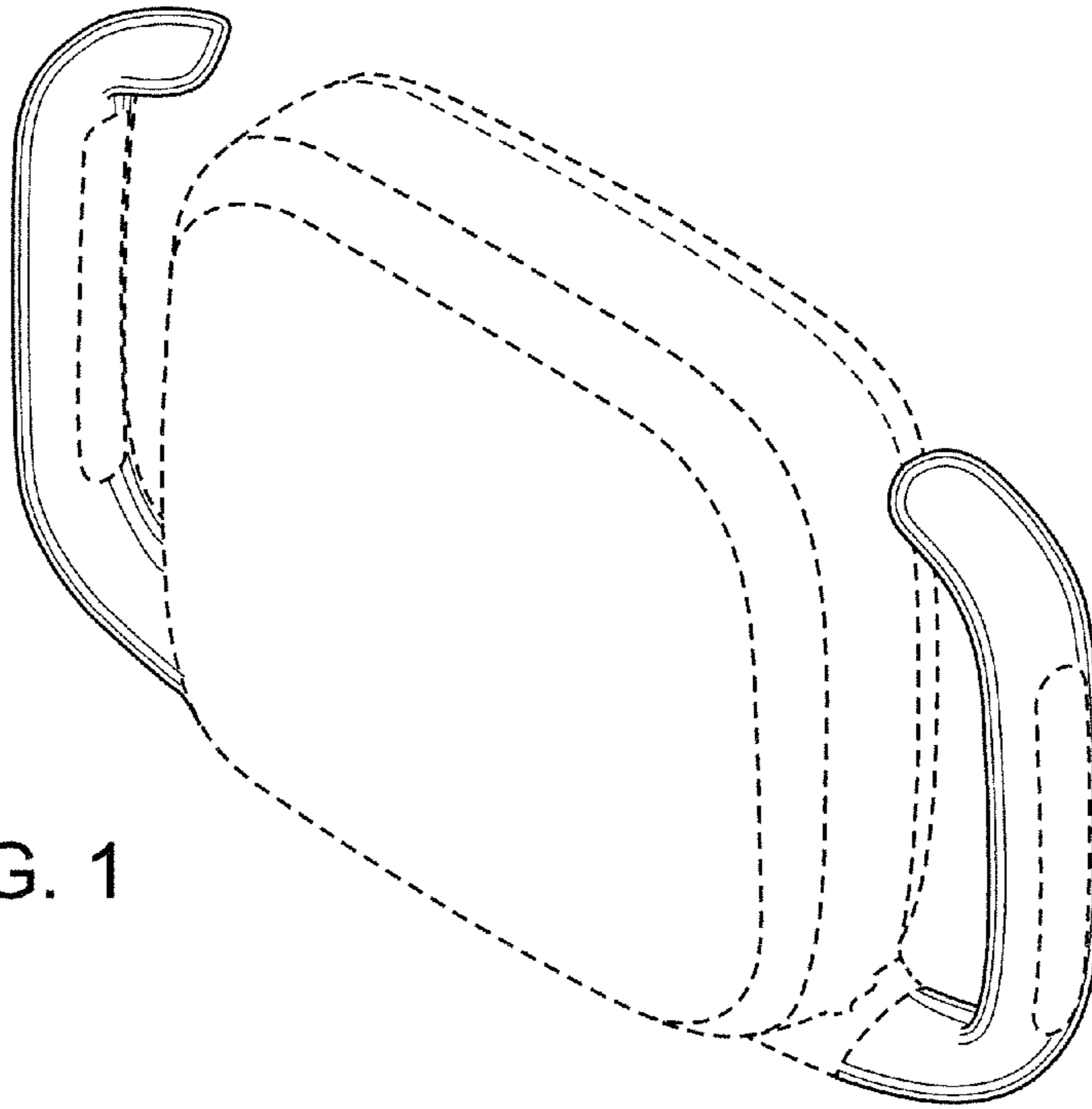


FIG. 1

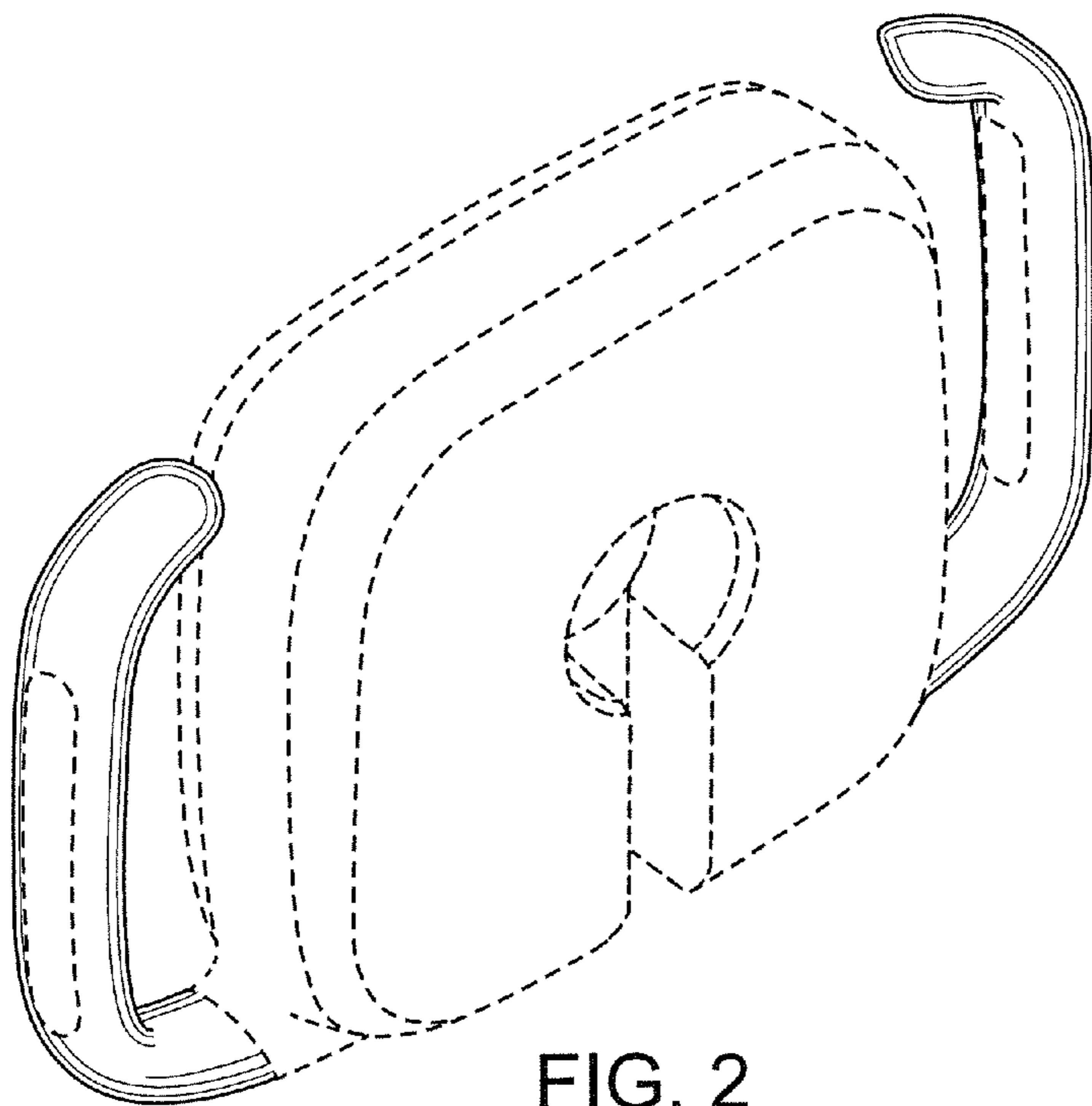


FIG. 2

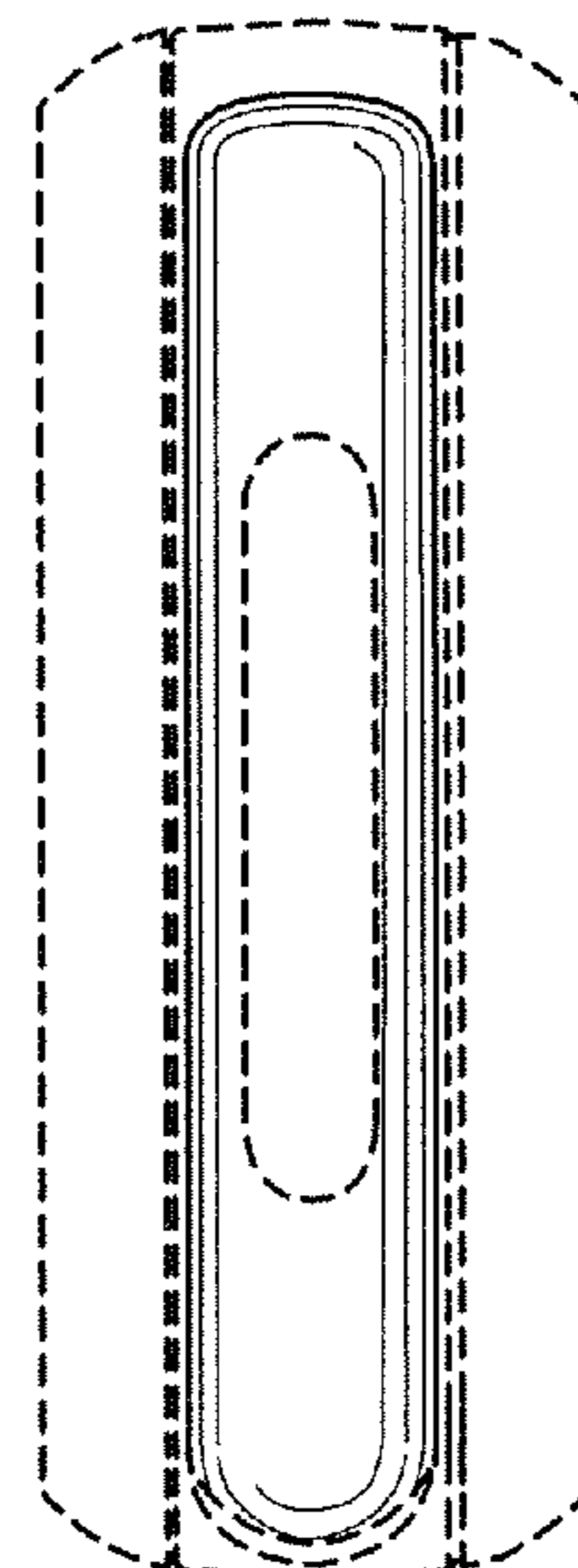


FIG. 3




FIG. 4




FIG. 5

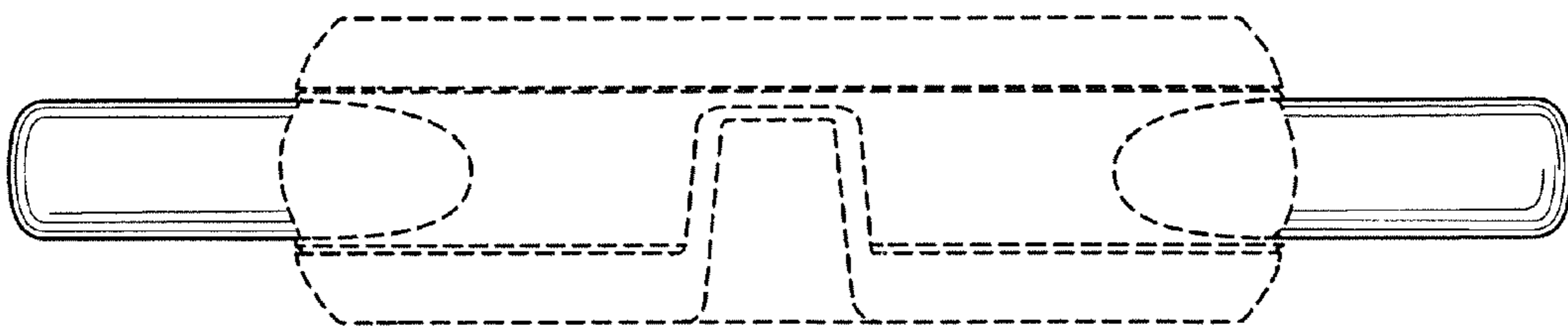


FIG. 6