



US00D663881S

(12) **United States Design Patent**
Janssen

(10) **Patent No.:** **US D663,881 S**
(45) **Date of Patent:** **** Jul. 17, 2012**

- (54) **LUMINAIRE**
- (75) Inventor: **Ramon Janssen**, Eindhoven (NL)
- (73) Assignee: **Koninklijke Philips Electronics N.V.**,
Eindhoven (NL)
- (**) Term: **14 Years**
- (21) Appl. No.: **29/379,474**
- (22) Filed: **Nov. 19, 2010**
- (51) **LOC (9) Cl.** **26-05**
- (52) **U.S. Cl.** **D26/74**
- (58) **Field of Classification Search** D26/74,
D26/72, 113, 118, 133, 134, 136, 24, 59,
D26/63, 75, 76, 77, 78, 79, 80, 81, 82, 83,
D26/84, 85, 138, 89; 362/126, 145, 146,
362/147, 148, 150, 151, 152, 153, 153.1,
362/218, 217.05, 217.06, 217.07, 294, 296.01,
362/296.07, 296.08, 311.01, 311.07, 311.09,
362/345, 364, 365, 366, 373; D23/379
See application file for complete search history.

D201,544 S *	7/1965	Brooks	D25/56
D582,064 S *	12/2008	Mukai	D26/24
D606,700 S *	12/2009	Sabernig	D26/85
D628,733 S *	12/2010	Cobb et al.	D26/74
D628,737 S *	12/2010	van den Akker	D26/89
D629,146 S *	12/2010	van den Akker	D26/89
D633,645 S *	3/2011	Verelst	D26/89
D641,098 S *	7/2011	Wildner	D26/89
D646,417 S *	10/2011	Wauters	D26/63
D648,471 S *	11/2011	Wauters	D26/63
D649,678 S *	11/2011	Germain et al.	D26/91

* cited by examiner

Primary Examiner — Angela J Lee

(56) **References Cited**

U.S. PATENT DOCUMENTS

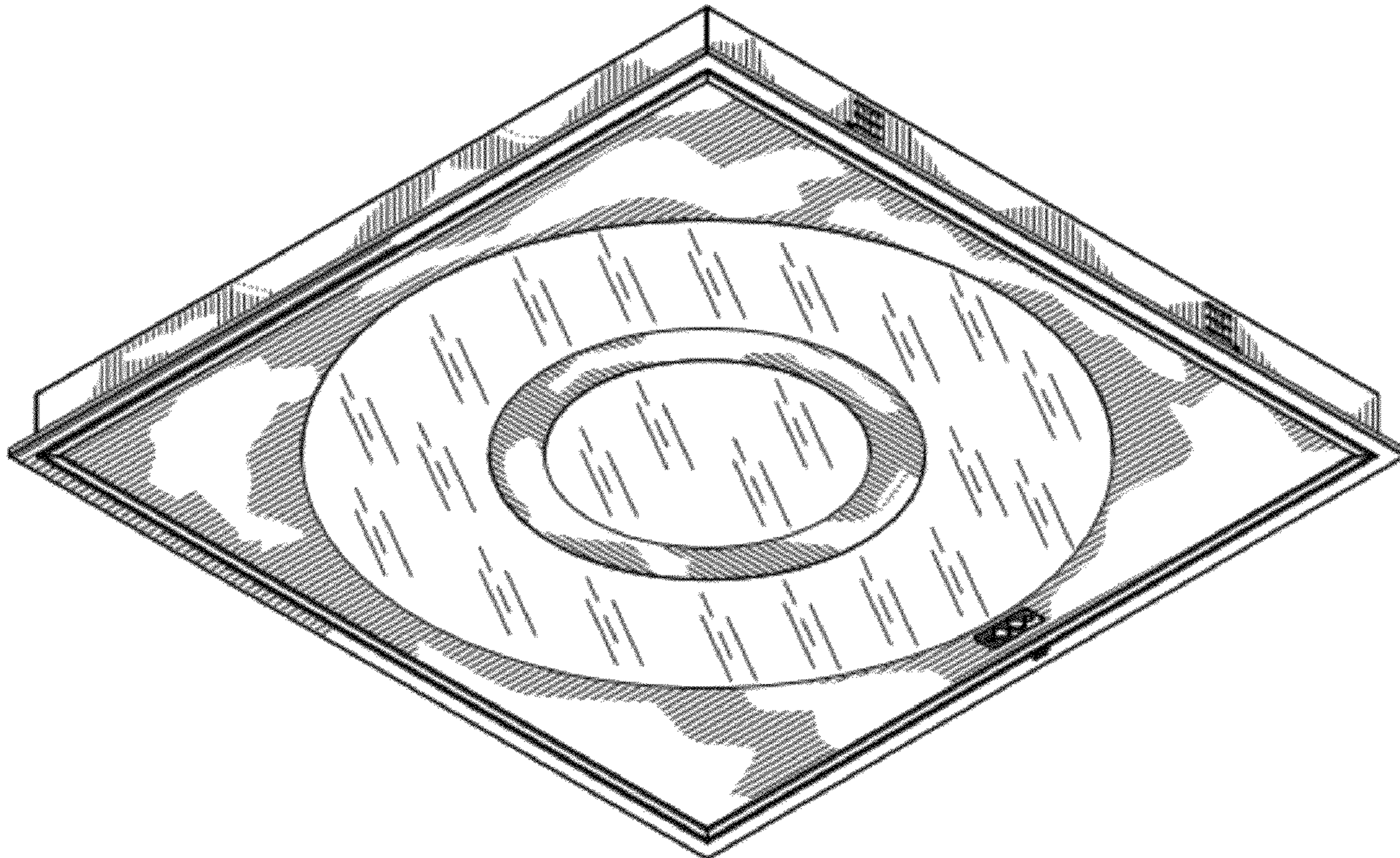
D190,387 S *	5/1961	Wince	D26/89
D190,388 S *	5/1961	Zurawski	D26/74

(57) **CLAIM**
The ornamental design for a luminaire, as shown.

DESCRIPTION

FIG. 1 is a perspective view showing my design;
FIG. 2 is a front elevational view thereof;
FIG. 3 is a rear elevational view thereof;
FIG. 4 is a right side elevational view thereof;
FIG. 5 is a left side elevational view thereof;
FIG. 6 is a top plan view thereof; and,
FIG. 7 is a bottom plan view thereof.

1 Claim, 4 Drawing Sheets



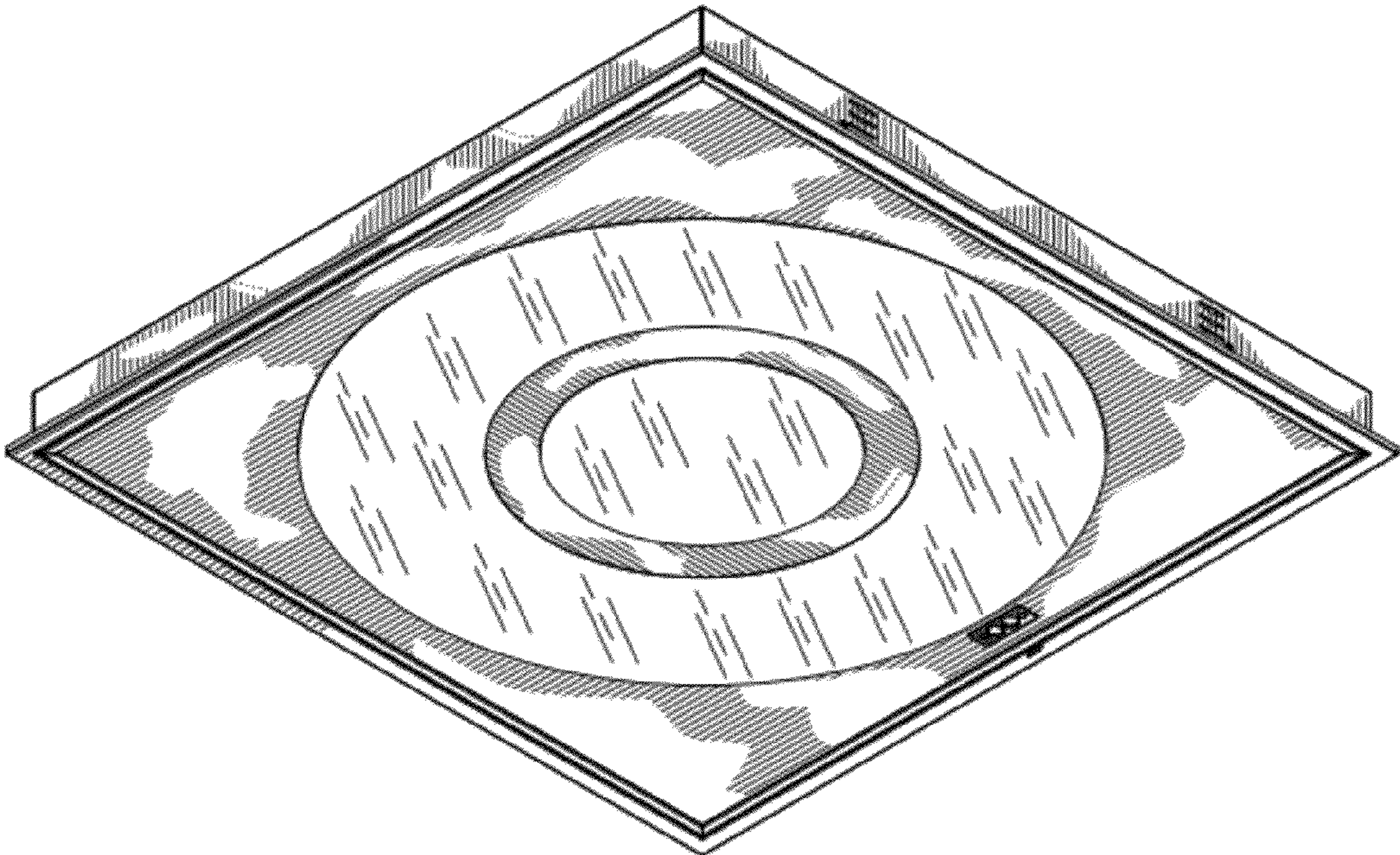


FIG.1

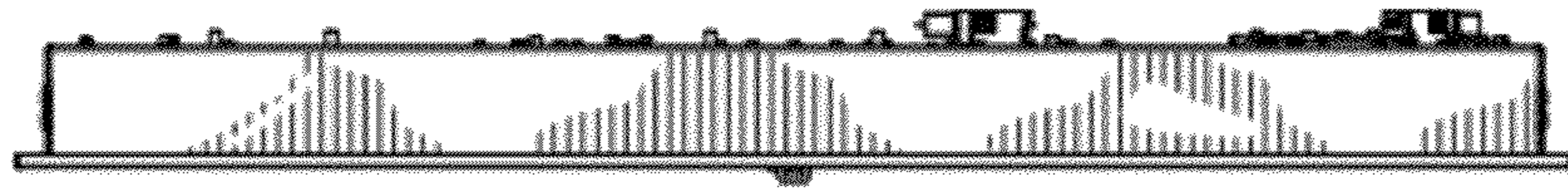


FIG. 2




FIG. 3




FIG. 4

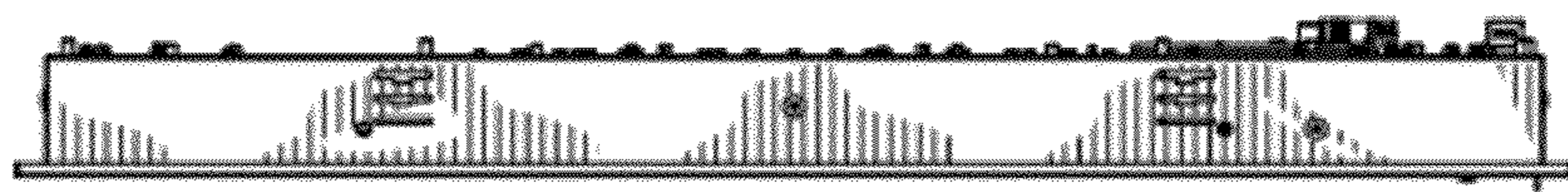


FIG. 5

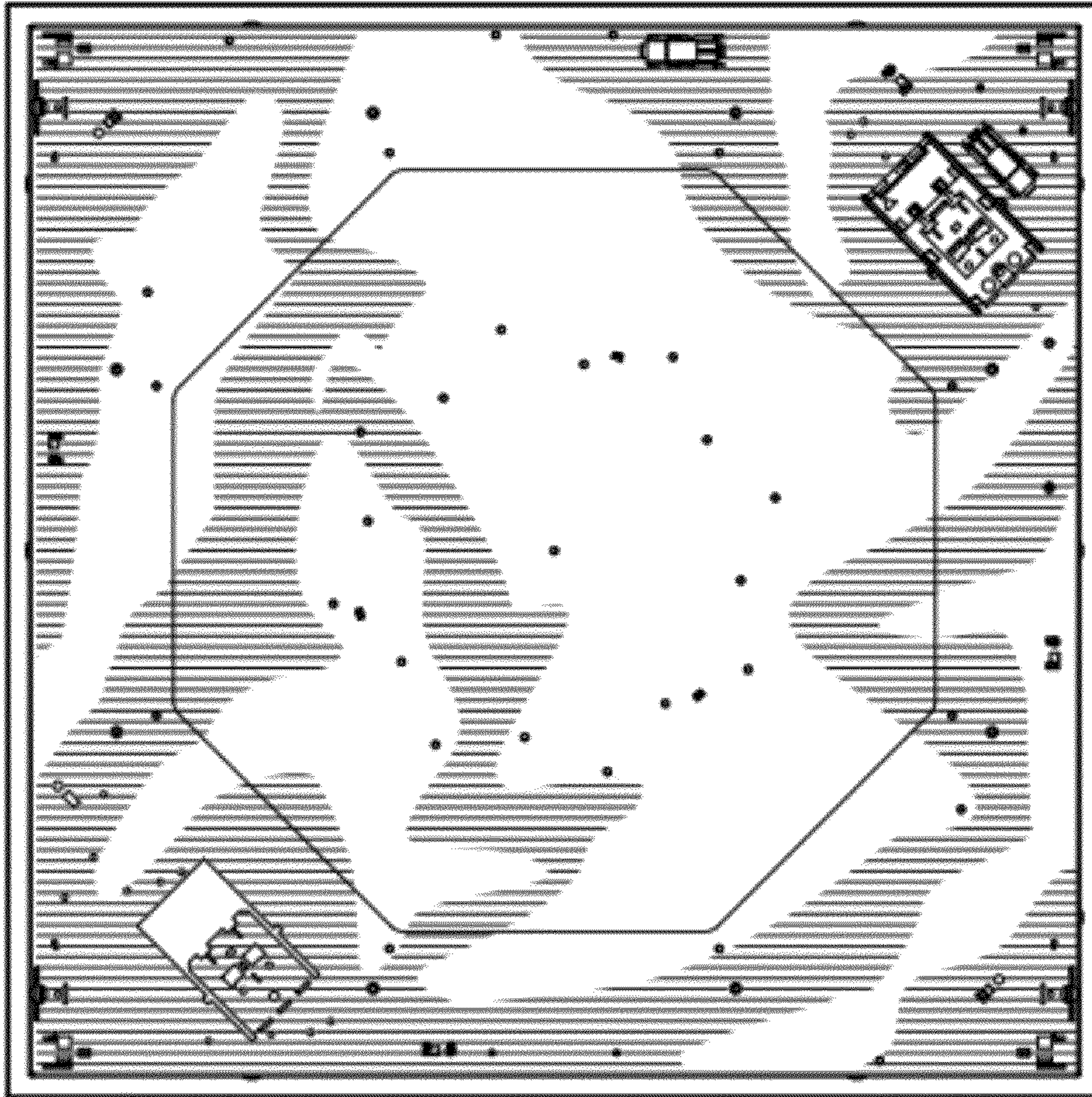


FIG. 6




FIG. 7