

US00D663875S

(12) **United States Design Patent**
Kono

(10) **Patent No.:** **US D663,875 S**
(45) **Date of Patent:** **** Jul. 17, 2012**

(54) **FRONT COMBINATION LAMP FOR AN
AUTOMOBILE**

(75) Inventor: **Taku Kono**, Saitama (JP)

(73) Assignee: **Honda Motor Co., Ltd**, Tokyo (JP)

(**) Term: **14 Years**

(21) Appl. No.: **29/400,789**

(22) Filed: **Sep. 1, 2011**

(30) **Foreign Application Priority Data**

Mar. 10, 2011 (JP) 2011-005484

(51) **LOC (9) Cl.** **26-06**

(52) **U.S. Cl.** **D26/28**

(58) **Field of Classification Search** D26/28-36;
362/459-468, 475-478, 485-487

See application file for complete search history.

(56) **References Cited**

U.S. PATENT DOCUMENTS

| | | | |
|--------------|---------|--------------------|--------|
| D550,383 S * | 9/2007 | Asai | D26/28 |
| D556,349 S * | 11/2007 | Golden et al. | D26/28 |
| D560,291 S * | 1/2008 | Koyama | D26/28 |
| D561,358 S * | 2/2008 | Tachibana | D26/28 |
| D635,694 S * | 4/2011 | Yang et al. | D26/28 |
| D654,604 S * | 2/2012 | Chang et al. | D26/28 |

* cited by examiner

Primary Examiner — Marcus Jackson

(74) *Attorney, Agent, or Firm* — Westerman, Hattori,
Daniels & Adrian, LLP

(57) **CLAIM**

The ornamental design for a front combination lamp for an automobile, as shown and described.

DESCRIPTION

FIG. 1 is a perspective view of a front combination lamp for an automobile, showing our new design; FIG. 2 is a front elevation view thereof; FIG. 3 is a top plan view thereof; and, FIG. 4 is a left side elevation view thereof.

The broken lines are for illustrative purposes only and form no part of the claimed design.

1 Claim, 4 Drawing Sheets

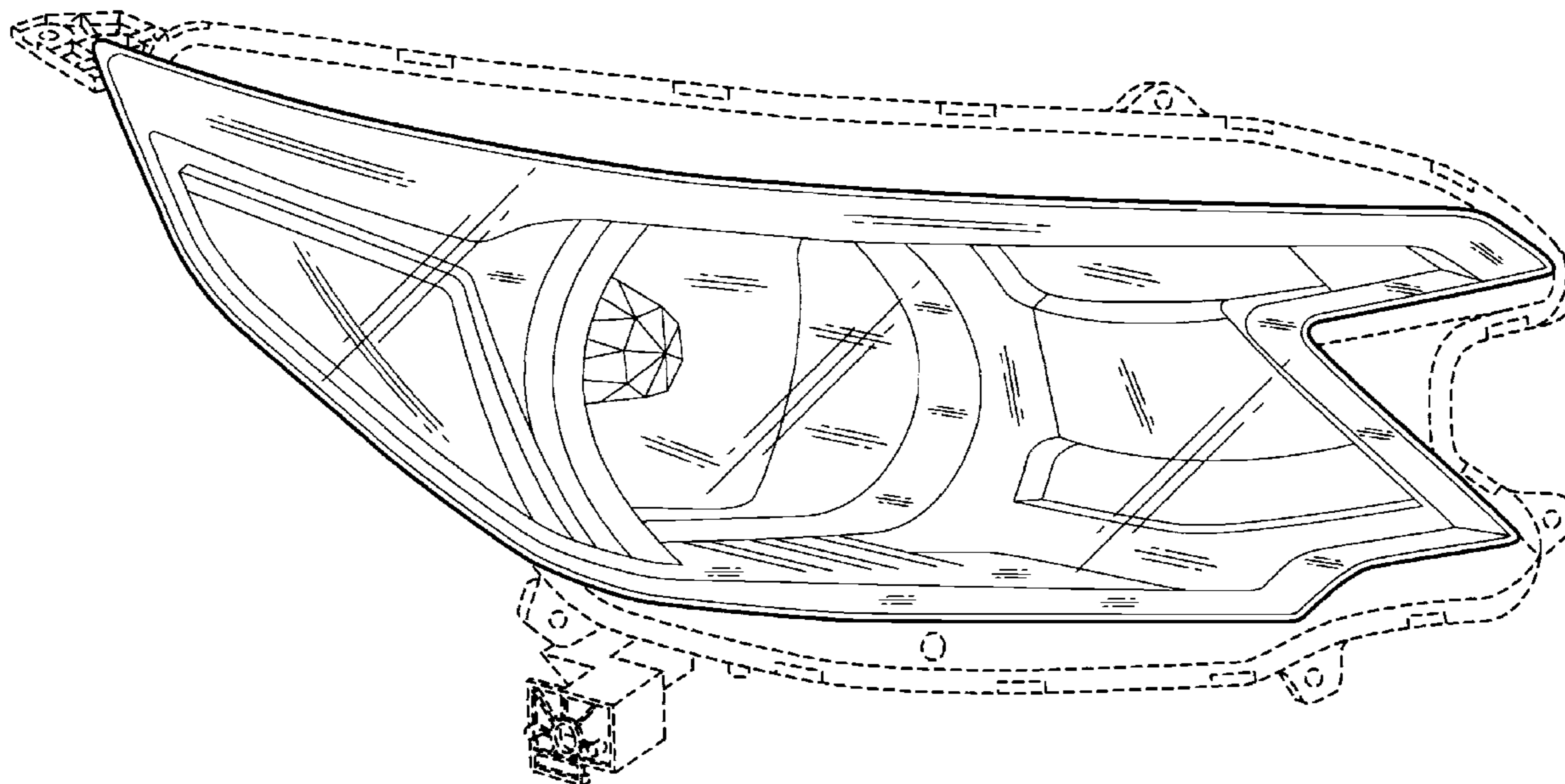


FIG.1

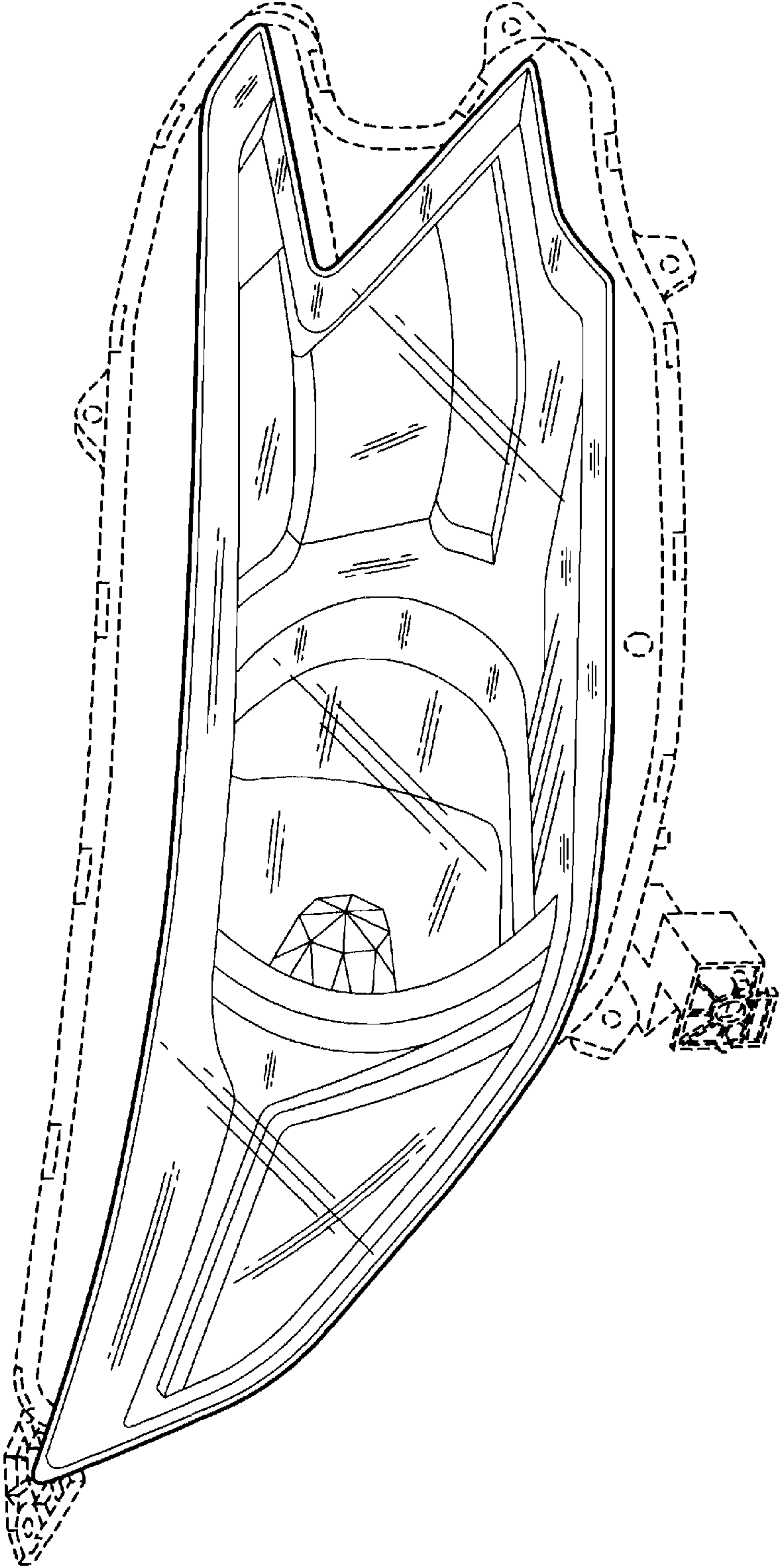


FIG.2

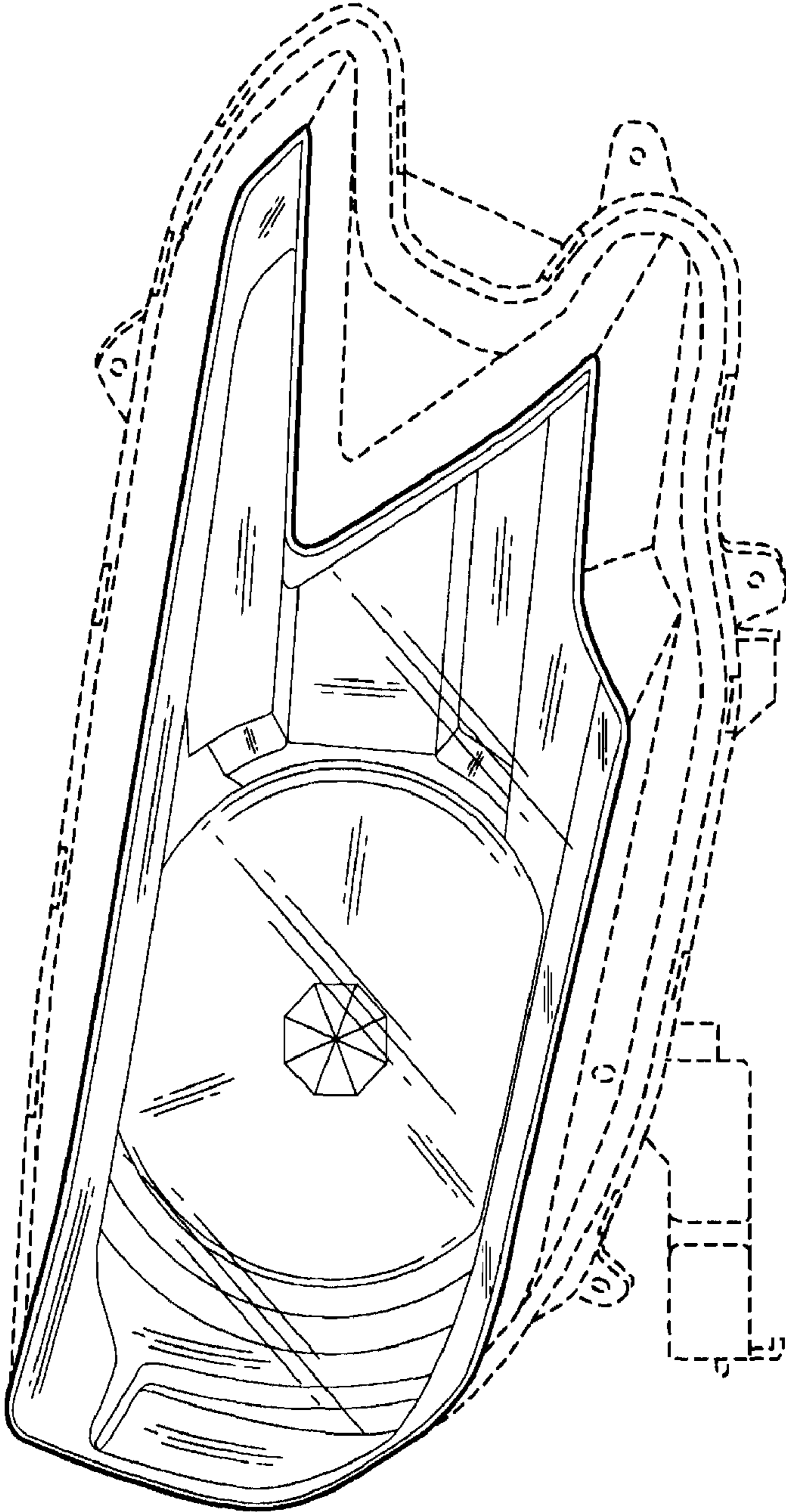


FIG.3

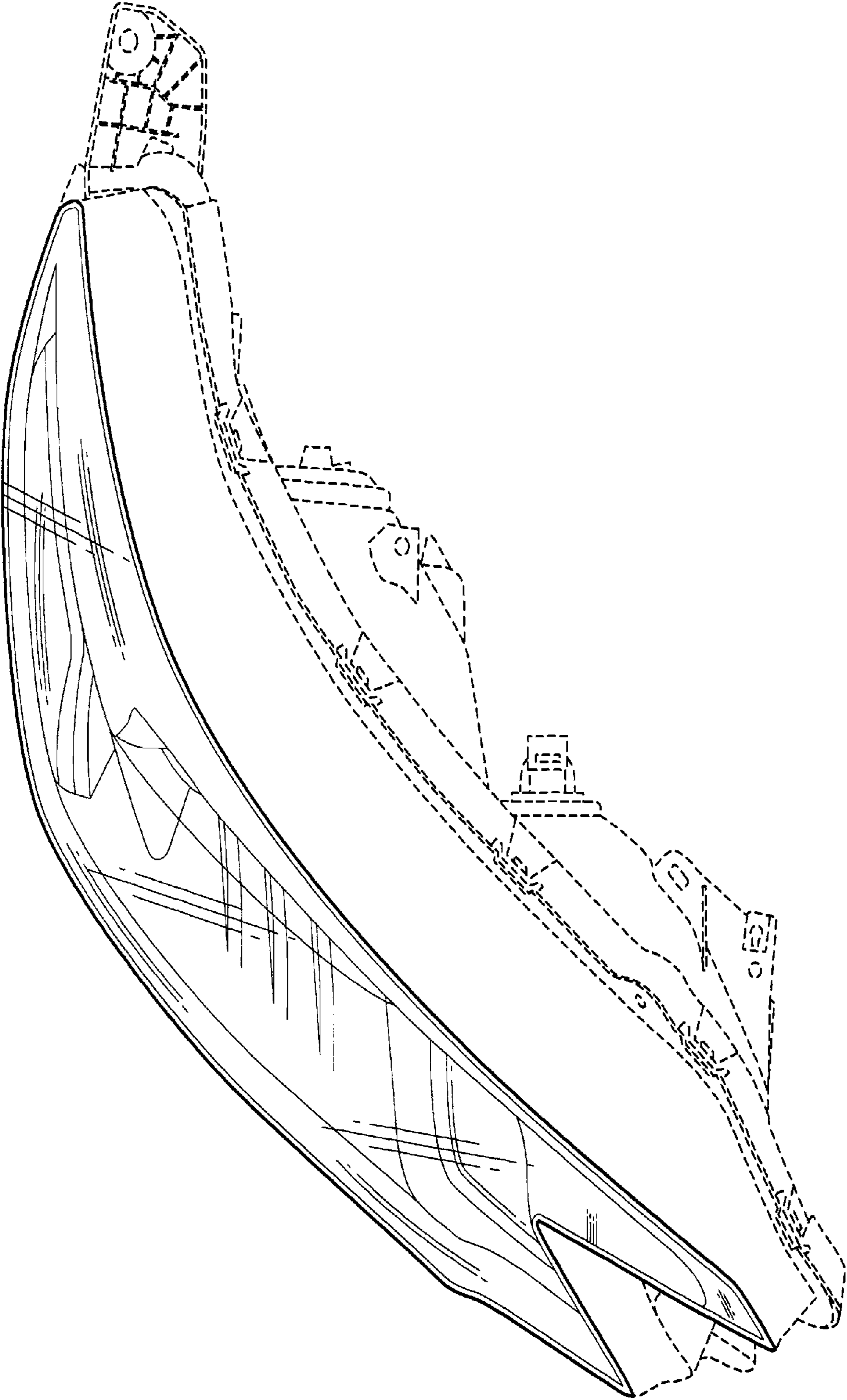


FIG.4

