



US00D663839S

(12) **United States Design Patent**  
**Kagawa**

(10) **Patent No.:** **US D663,839 S**  
(45) **Date of Patent:** **\*\* Jul. 17, 2012**

(54) **DENTAL HANDPIECE**

(75) Inventor: **Takeshi Kagawa**, Kanuma (JP)

(73) Assignee: **Nakanishi Inc.**, Kanuma-shi (JP)

(\*\*) Term: **14 Years**

(21) Appl. No.: **29/394,769**

(22) Filed: **Jun. 21, 2011**

(51) **LOC (9) Cl.** ..... **24-02**

(52) **U.S. Cl.** ..... **D24/152**

(58) **Field of Classification Search** ..... D24/152-154,  
D24/176-182; 433/3, 82, 88, 114, 126, 141,  
433/229

See application file for complete search history.

(56) **References Cited**

**U.S. PATENT DOCUMENTS**

4,614,498	A *	9/1986	Vaccaro	433/126
5,336,089	A *	8/1994	Sakurai	433/126
5,511,977	A *	4/1996	Futch, Jr.	433/126
D463,556	S *	9/2002	Bareth et al.	D24/152
6,561,801	B1 *	5/2003	Nakanishi	433/29
D499,486	S *	12/2004	Kuhn et al.	D24/152
D504,949	S *	5/2005	Kuhn et al.	D24/152
6,916,176	B2 *	7/2005	Schatz et al.	433/126
D550,358	S *	9/2007	Nakanishi	D24/146
D556,323	S *	11/2007	Nakanishi	D24/146
D653,755	S *	2/2012	Takiguchi et al.	D24/152

2002/0168610	A1 *	11/2002	Papanek et al.	433/114
2004/0063065	A1 *	4/2004	Schatz et al.	433/126
2011/0183286	A1 *	7/2011	Maitre	433/82

**FOREIGN PATENT DOCUMENTS**

EM	001273338-0001	*	5/2011
KR	300420330.0001	*	9/2006

\* cited by examiner

*Primary Examiner* — Wan Laymon

(74) *Attorney, Agent, or Firm* — Jason D. Voight

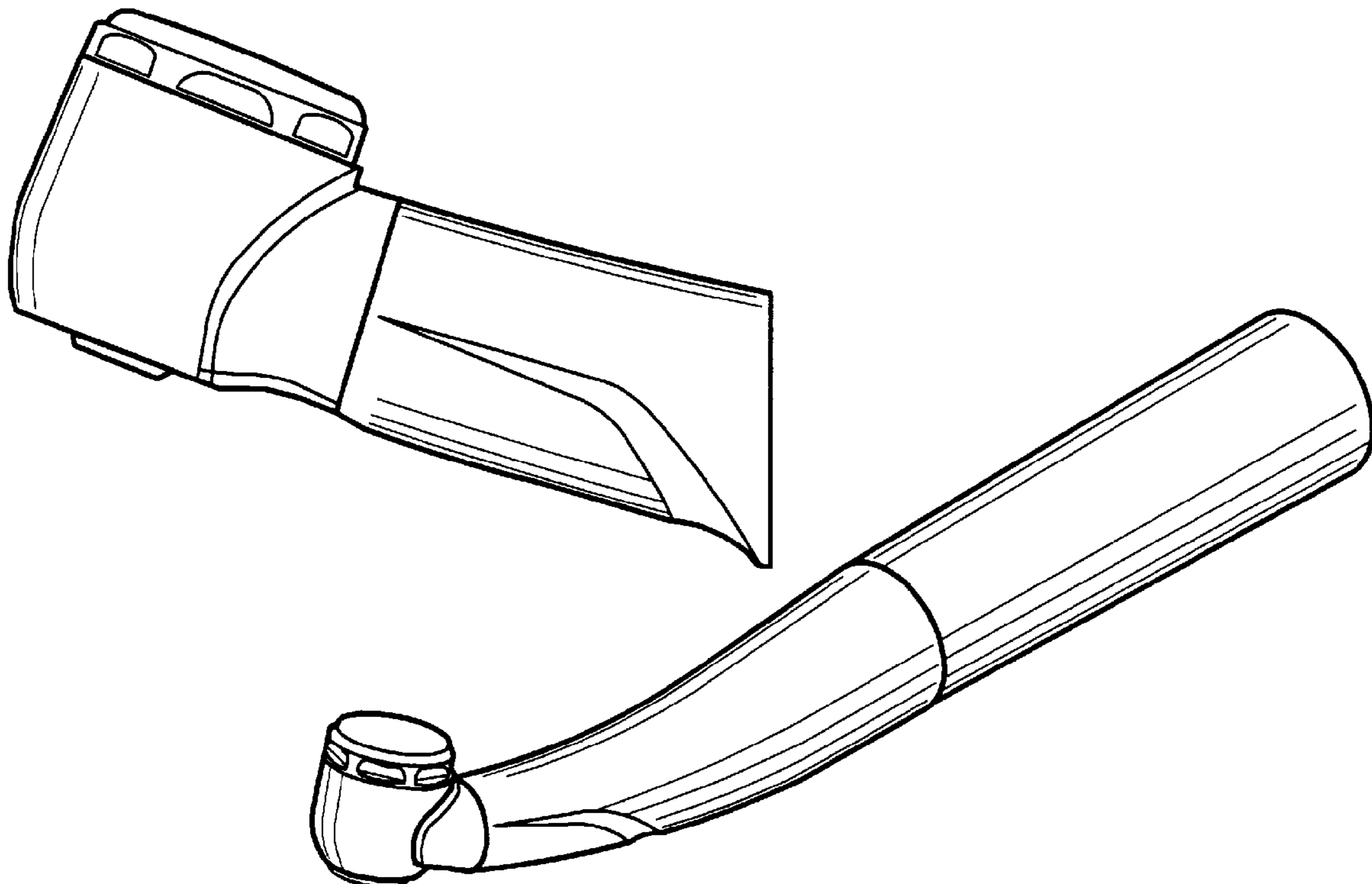
(57) **CLAIM**

The ornamental design for a dental handpiece, as shown and described.

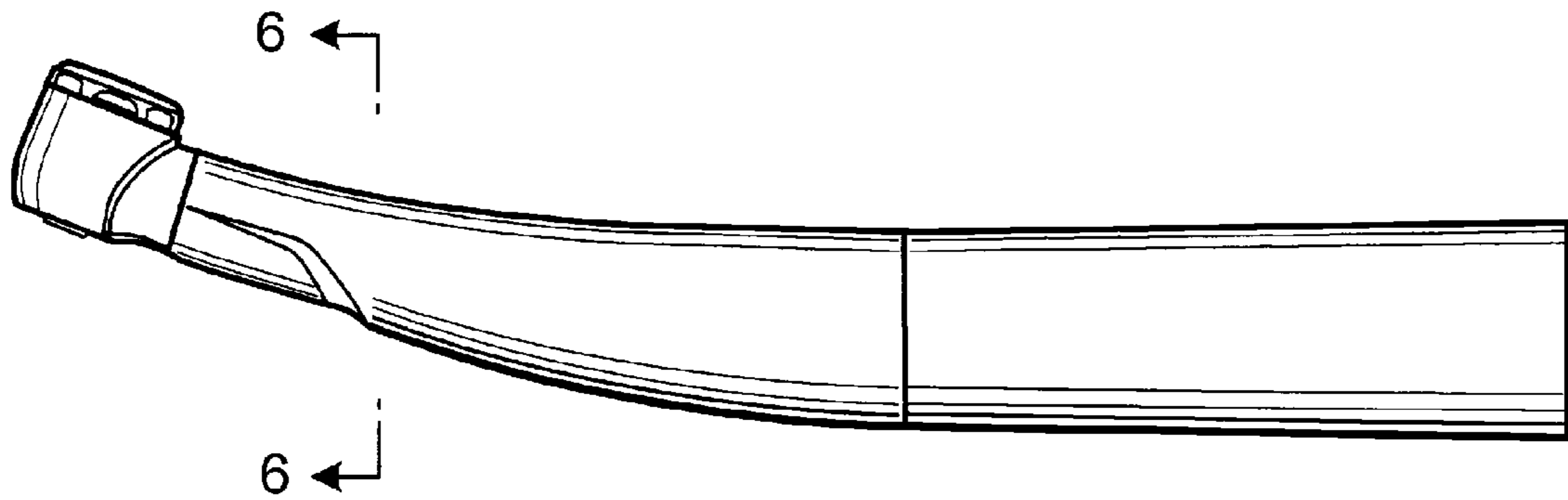
**DESCRIPTION**

FIG. 1 is a front elevation view of a dental handpiece; FIG. 2 is an enlarged right side elevation thereof; FIG. 3 is an enlarged left side elevation thereof; FIG. 4 is a top plan view thereof; FIG. 5 is a bottom plan view thereof; and FIG. 6 is an enlarged front elevation thereof leftward of line 6-6 in FIG. 1; and, FIG. 7 is a perspective view thereof. The rear elevation is omitted because it is represented symmetrically to the front elevation. Portions of the dental handpiece shown in broken lines form no part of the claimed design.


**1 Claim, 4 Drawing Sheets**



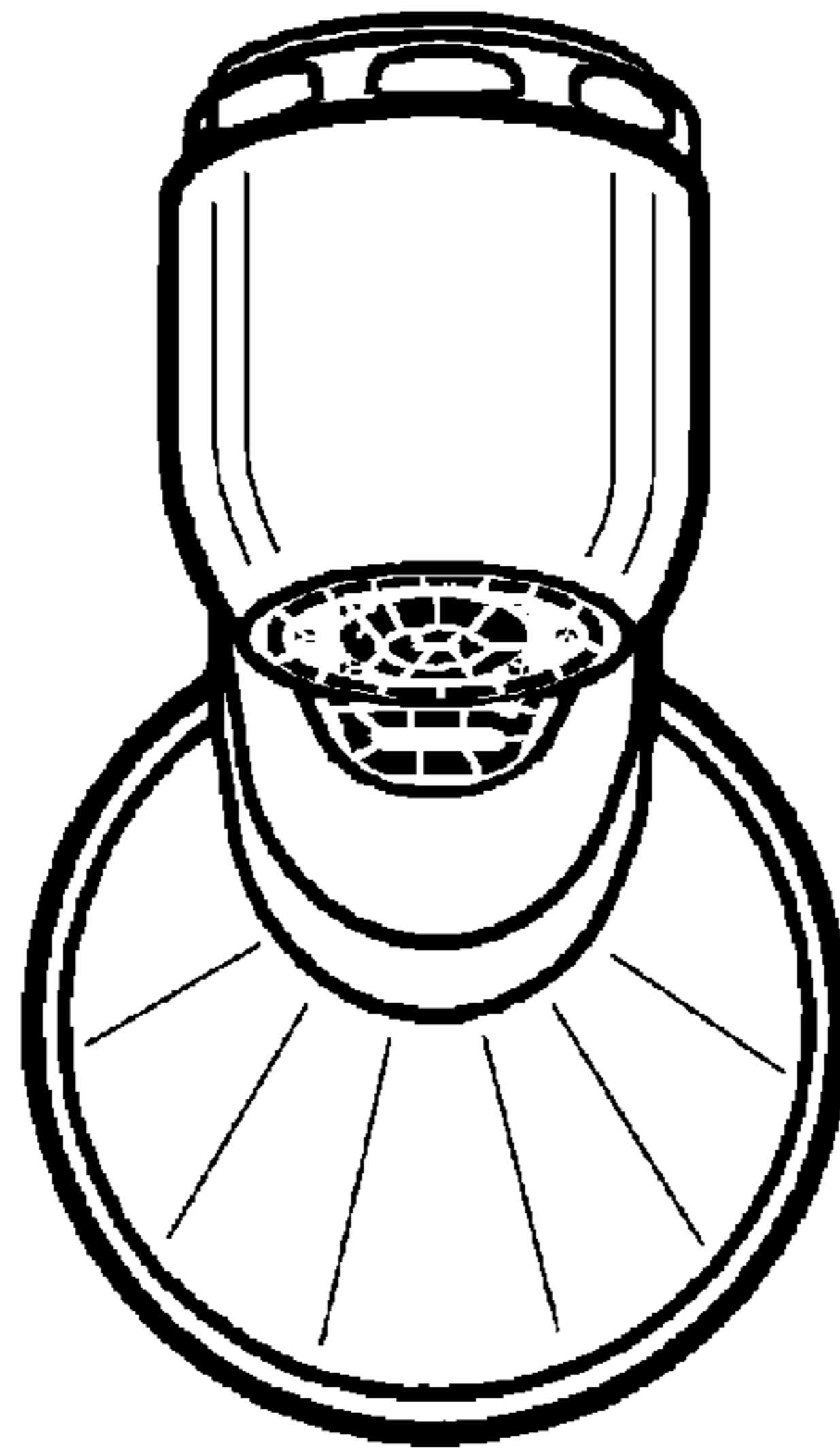
**FIG. 1**



**FIG. 2**



**FIG. 3**



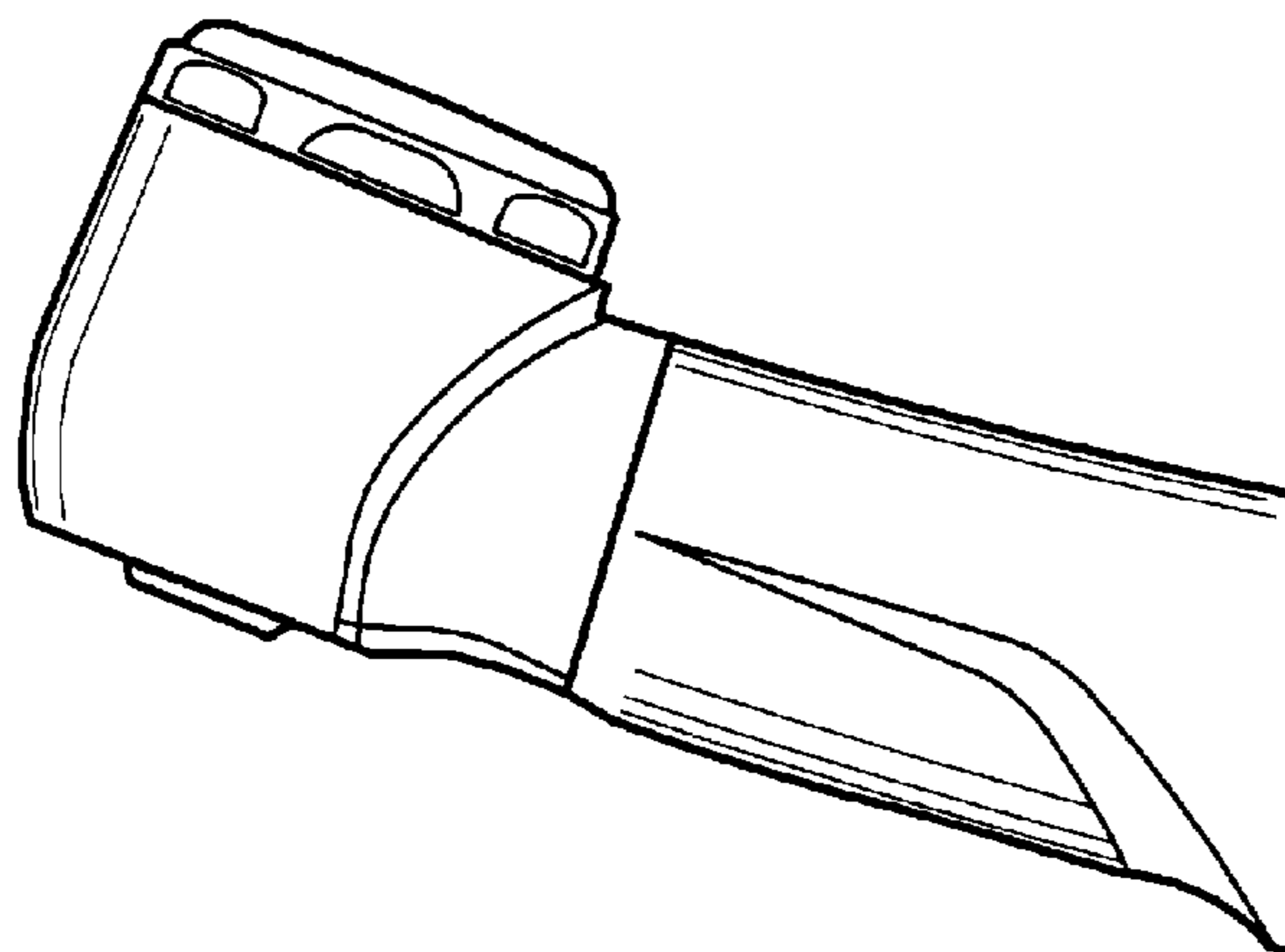
**FIG. 4**



**FIG. 5**



**FIG. 6**



**FIG. 7**

