



US00D663825S

(12) **United States Design Patent**
Browder

(10) **Patent No.:** **US D663,825 S**

(45) **Date of Patent:** **** Jul. 17, 2012**

(54) **COVER FOR LIGHT AND/OR FRAGRANCE
EMITTER**

(75) Inventor: **John Browder**, Argyle, TX (US)

(73) Assignee: **IDC Enchanted Lighting Company,
LLC**, Roanoke, TX (US)

(**) Term: **14 Years**

(21) Appl. No.: **29/407,201**

(22) Filed: **Nov. 23, 2011**

(51) **LOC (9) Cl.** **28-99**

(52) **U.S. Cl.** **D23/367**

(58) **Field of Classification Search** D23/355-369;
D28/5, 6; 261/DIG. 17, DIG. 42, DIG. 65,
261/DIG. 88, DIG. 89; 392/386, 390, 394,
392/395; 239/34, 44, 53, 55, 56, 326; D26/14,
D26/17, 98, 9, 22, 24; D11/131.1; D7/509,
D7/522, 524, 537

See application file for complete search history.

(56) **References Cited**

U.S. PATENT DOCUMENTS

D155,477 S *	10/1949	Brown	D21/638
2,532,729 A *	12/1950	Millstein	446/73
D167,442 S *	8/1952	Blum	D11/129
D315,221 S *	3/1991	Chao et al.	D26/98
D356,126 S *	3/1995	Kennedy	D21/638
D388,736 S *	1/1998	Cohen	D21/401
D392,209 S *	3/1998	Hergert	D11/129
D393,017 S *	3/1998	Bhandhugravi et al.	D21/401

D408,755 S *	4/1999	Hoover	D11/129
D410,076 S *	5/1999	Chen	D23/367
D425,069 S *	5/2000	Suh	D14/232
D428,808 S *	8/2000	Ying	D9/617
D437,801 S *	2/2001	Lin	D11/129
D437,802 S *	2/2001	Lin	D11/129
D442,237 S *	5/2001	Hou	D21/638
D446,155 S *	8/2001	Simpson	D11/129
D544,812 S *	6/2007	Limber	D11/129
D547,234 S *	7/2007	Tsai	D11/124
D562,714 S *	2/2008	Priestly	D10/106.4
D631,389 S *	1/2011	Garrison	D11/129
D638,966 S *	5/2011	Van Der Lande	D26/47

* cited by examiner

Primary Examiner — Sandra Snapp

(74) *Attorney, Agent, or Firm* — Brian Harris

(57) **CLAIM**

The ornamental design for a cover for light and/or fragrance emitter, as shown and described.

DESCRIPTION

FIG. 1 is a perspective view of a cover for light and/or fragrance emitter showing my new design;

FIG. 2 is a front view thereof;

FIG. 3 is a back view thereof;

FIG. 4 is a right side view thereof;


FIG. 5 is a left side view thereof;

FIG. 6 is a top view thereof; and,

FIG. 7 is a bottom view thereof.

The broken lines represent unclaimed boundaries of the design.

1 Claim, 7 Drawing Sheets



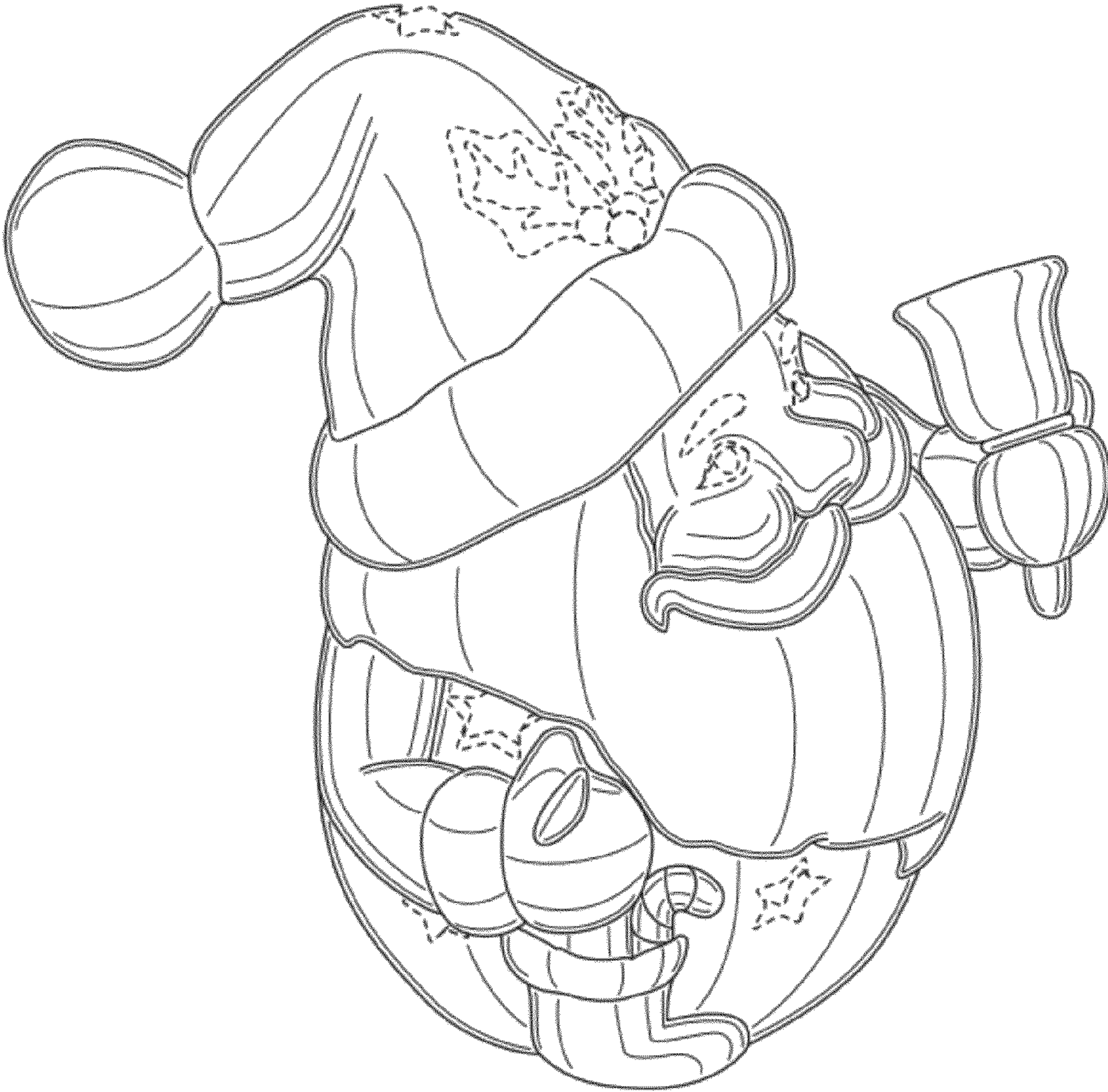


FIG. 1



FIG. 2



FIG. 3



FIG. 4




FIG. 5

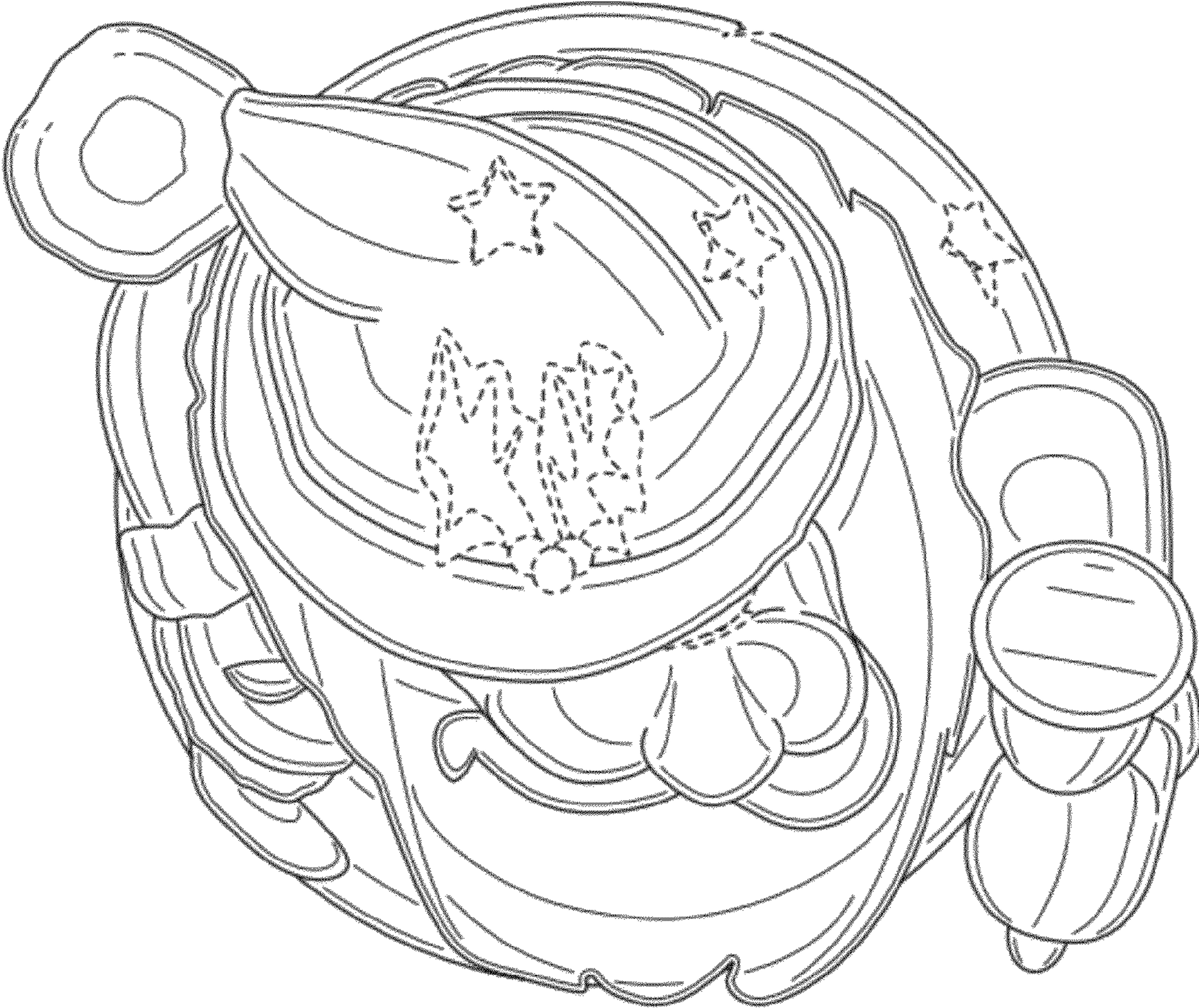


FIG. 6

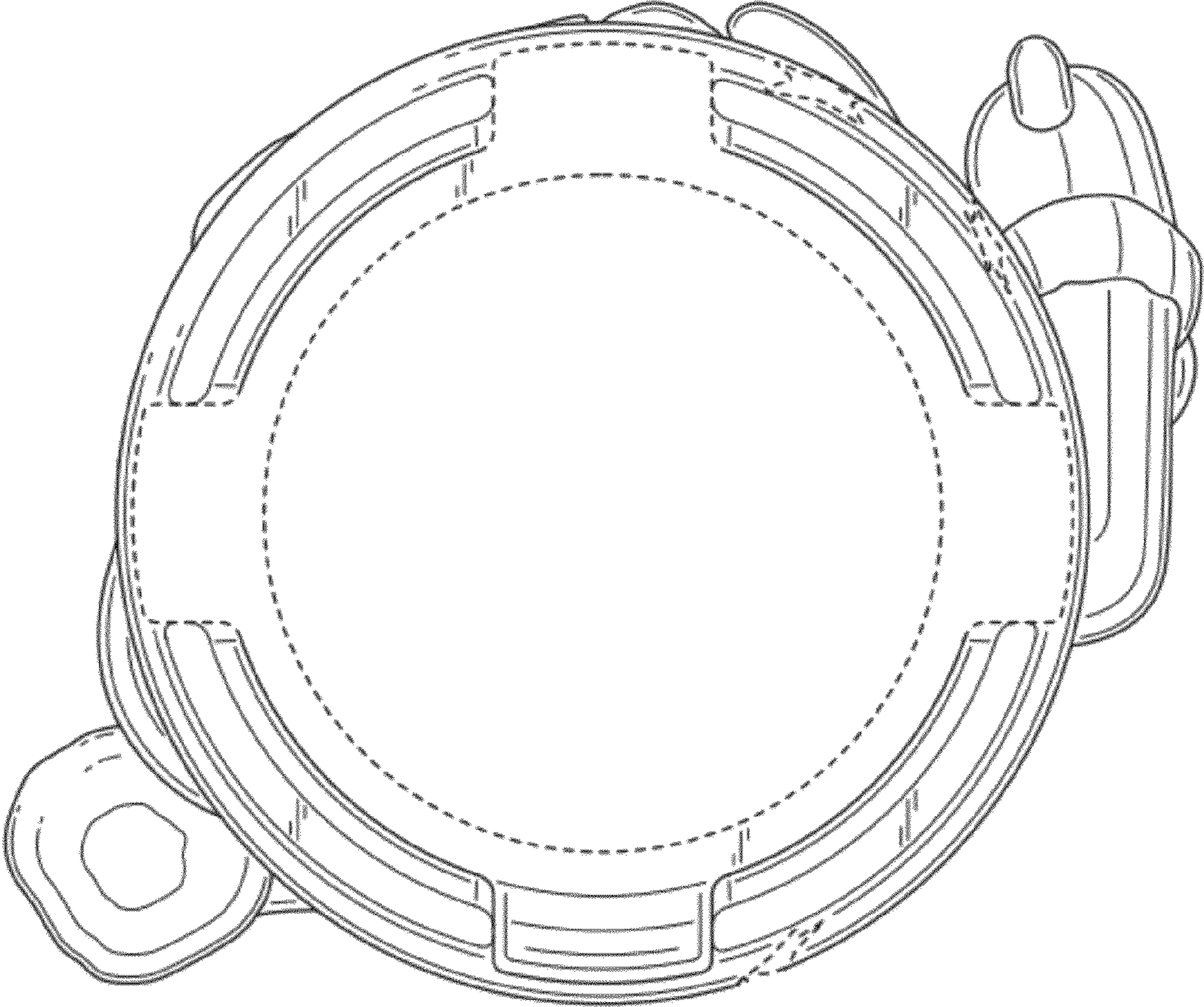


FIG. 7