

US00D663809S

(12) **United States Design Patent**
Ren

(10) **Patent No.:** **US D663,809 S**

(45) **Date of Patent:** **** Jul. 17, 2012**

(54) **ELECTRIC HEATER**

(76) Inventor: **Jianhua Ren**, Jiangmen (CN)

(**) Term: **14 Years**

(21) Appl. No.: **29/399,823**

(22) Filed: **Aug. 19, 2011**

(30) **Foreign Application Priority Data**

May 4, 2011 (CN) 2011 3 0103459

(51) **LOC (9) Cl.** **23-03**

(52) **U.S. Cl.** **D23/317**

(58) **Field of Classification Search** D23/314,
D23/317, 332, 330, 335, 334, 336, 337, 338,
D23/339, 340, 342, 352, 355, 362, 364; 416/244 R,
416/347 R, 53.1-53.3; 392/365, 367

See application file for complete search history.

(56) **References Cited**

U.S. PATENT DOCUMENTS

D225,851 S * 1/1973 Cowan D23/340
D267,970 S * 2/1983 Gronwick D23/336
D271,132 S * 10/1983 Boldt et al. D23/336

D468,414 S * 1/2003 Fok D23/328
D509,291 S * 9/2005 Cunningham et al. D23/336
D537,154 S * 2/2007 Cunningham et al. D23/336
7,217,098 B2 * 5/2007 Lim 416/100
D580,028 S * 11/2008 Catrino D23/335
D593,662 S * 6/2009 Chen D23/317
D620,569 S * 7/2010 Hall et al. D23/332
D639,919 S * 6/2011 Yu D23/314
D640,355 S * 6/2011 Yu D23/328

* cited by examiner

Primary Examiner — T. Chase Nelson

Assistant Examiner — Ania Aman

(74) *Attorney, Agent, or Firm* — Ding Yu Tan

(57) **CLAIM**

The ornamental design for an electric heater, as shown and described.

DESCRIPTION

FIG. 1 is a front view of an electric heater showing this new design;

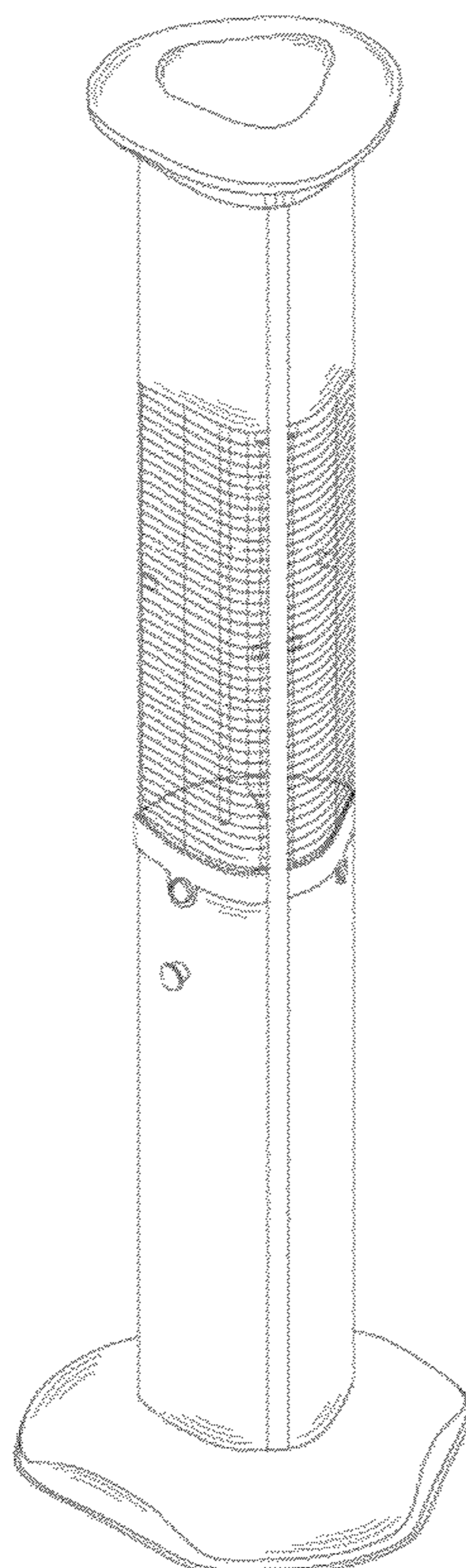
FIG. 2 is a back view thereof;

FIG. 3 is a left side view thereof;

FIG. 4 is a top view thereof; and,

FIG. 5 is a perspective view thereof.

1 Claim, 5 Drawing Sheets



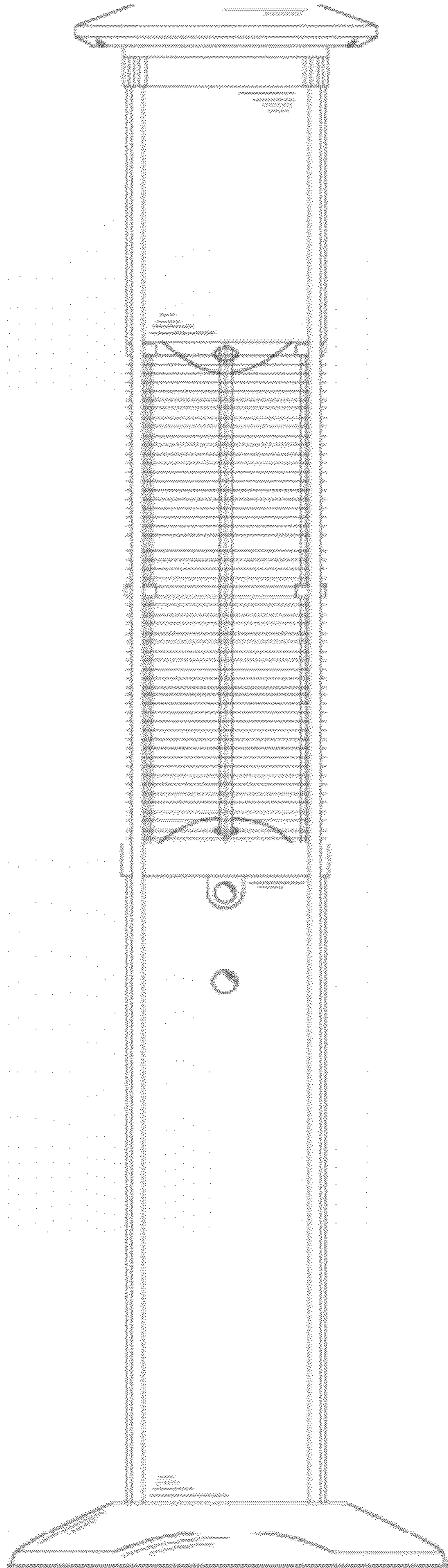


FIG. 1

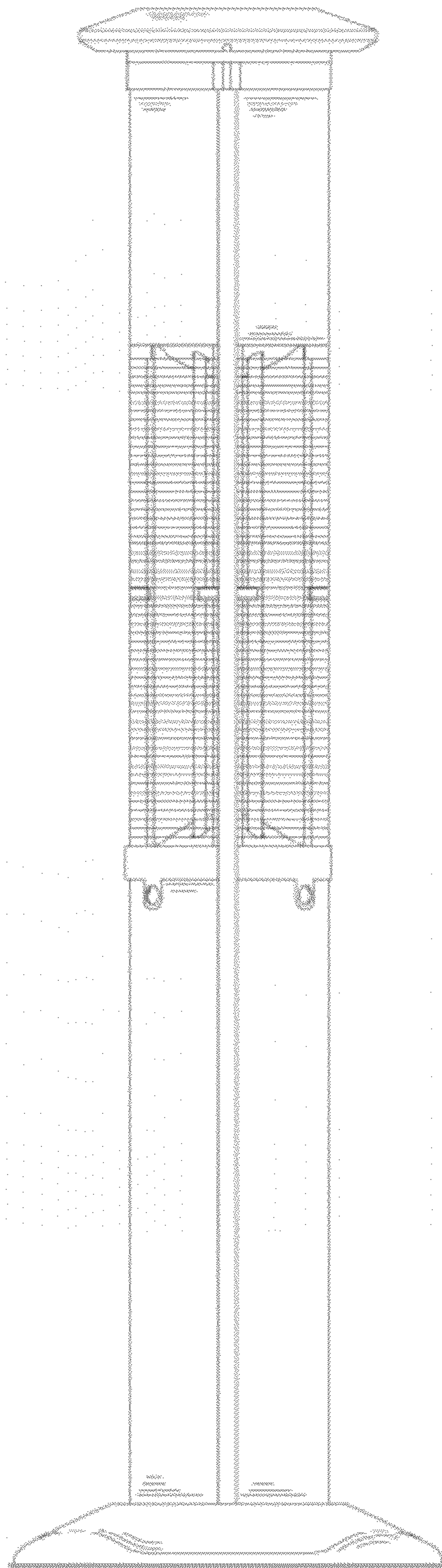


FIG. 2

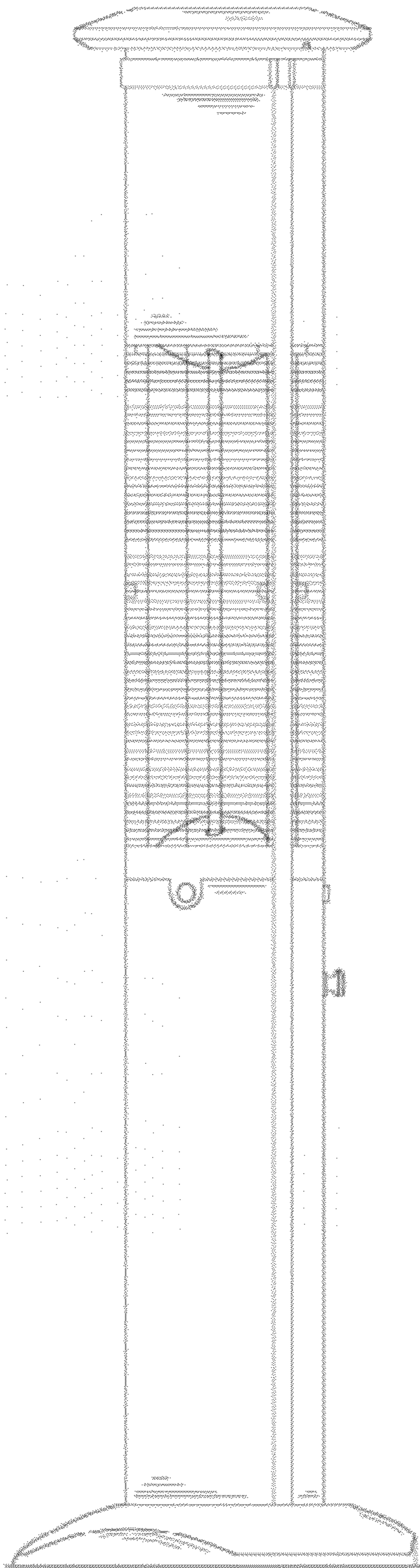


FIG. 3

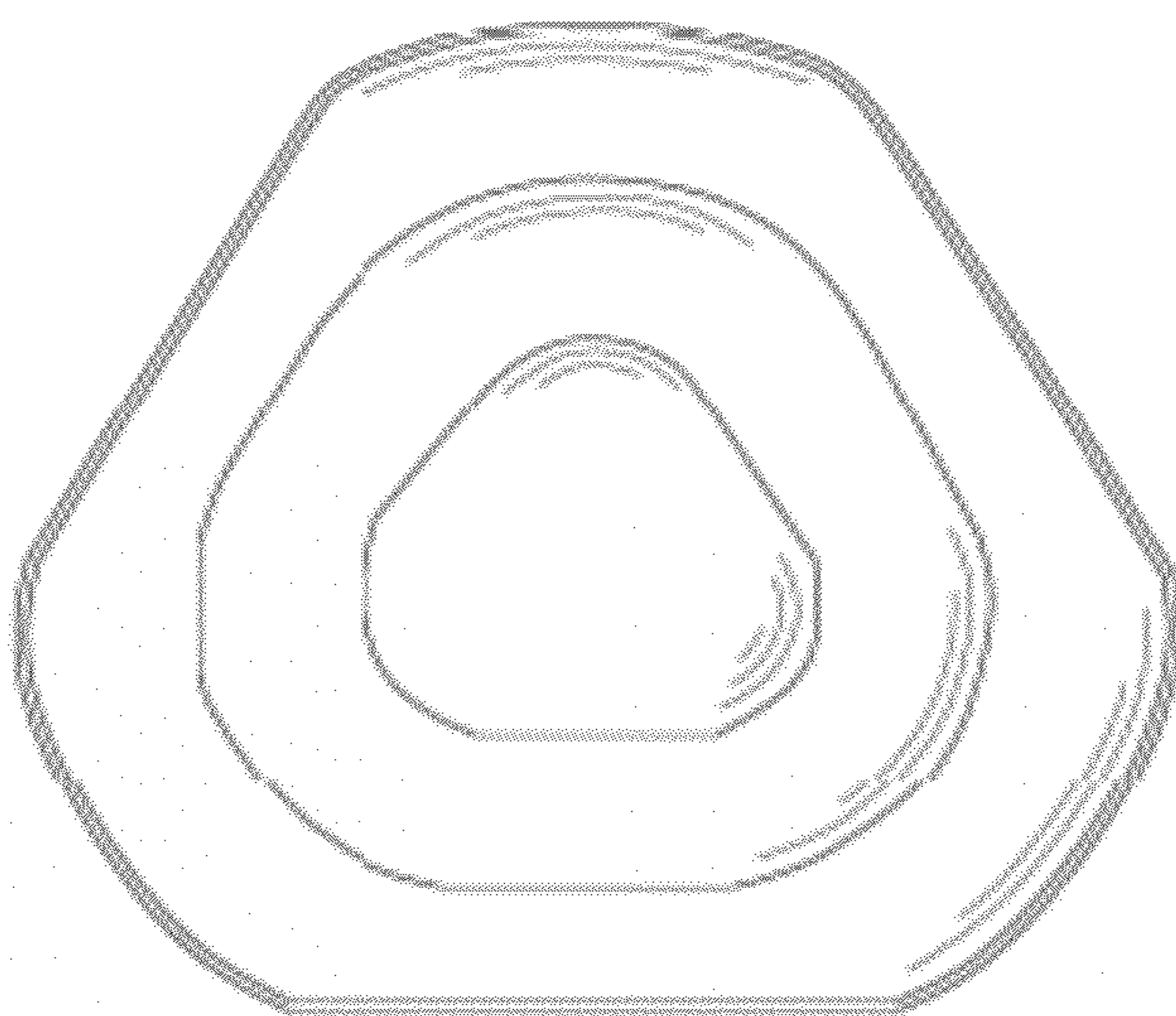


FIG. 4

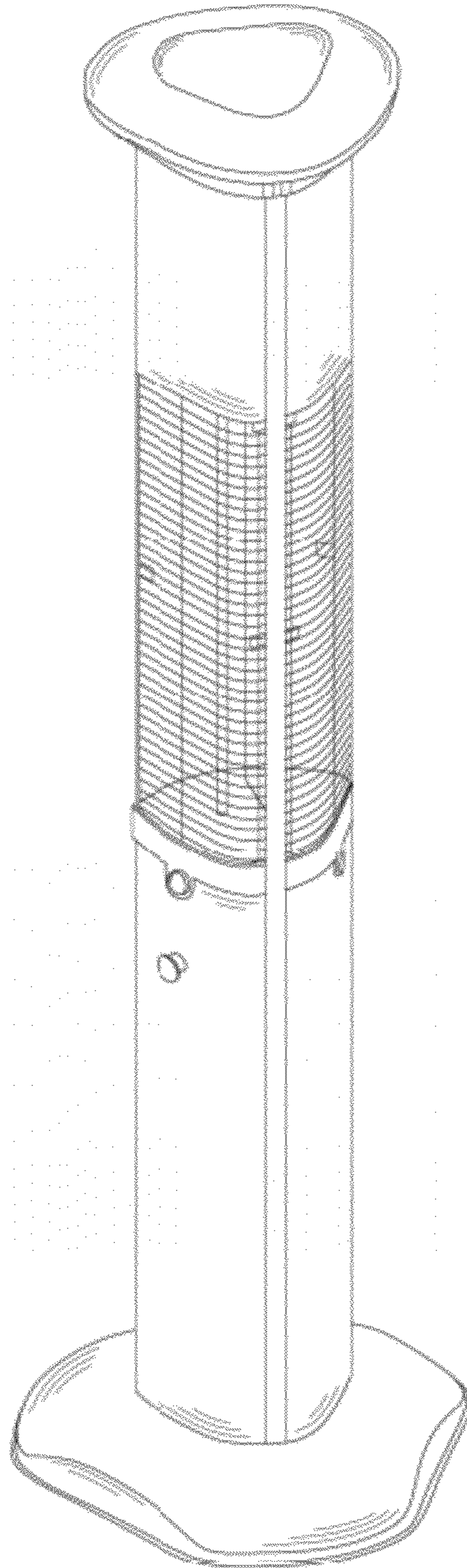


FIG. 5