



US00D663793S

(12) **United States Design Patent**
Guarrasi

(10) **Patent No.:** **US D663,793 S**

(45) **Date of Patent:** **** Jul. 17, 2012**

(54) **WEIGHTED EXERCISE BALL**

(75) **Inventor:** **Gasper Guarrasi**, Long Beach, CA
(US)

(73) **Assignee:** **G2 Lifestyles, LLC**, Long Beach, CA
(US)

(**) **Term:** **14 Years**

(21) **Appl. No.:** **29/399,286**

(22) **Filed:** **Aug. 11, 2011**

(51) **LOC (9) Cl.** **21-02**

(52) **U.S. Cl.** **D21/662; D21/713; D21/680**

(58) **Field of Classification Search** D21/662,
D21/680, 684, 685, 694, 713, 714; 482/91,
482/112, 148; 473/422, 450, 596, 604, 607
See application file for complete search history.

(56) **References Cited**

U.S. PATENT DOCUMENTS

D141,546	S *	6/1945	Glass	D21/714
3,858,876	A *	1/1975	Williams	473/450
4,991,842	A *	2/1991	Finley	473/596
D329,674	S *	9/1992	Williams	D21/714
D386,228	S *	11/1997	Hegenbarth et al.	D21/714
5,735,776	A *	4/1998	Swezey et al.	482/91
D410,599	S *	6/1999	Mottern et al.	D12/120
6,685,584	B2 *	2/2004	Jin et al.	473/596
D516,645	S *	3/2006	Chung	D21/713
D517,137	S *	3/2006	Kuehne et al.	D21/713

7,041,015	B2 *	5/2006	Sowers	473/422
D531,240	S *	10/2006	Geisendorfer	D21/713
2002/0187887	A1 *	12/2002	Chen	482/148
2005/0119071	A1 *	6/2005	Carbonero	473/422
2007/0225138	A1 *	9/2007	Mednick	482/148
2010/0317471	A1 *	12/2010	Geisendorfer	473/596
2011/0171387	A1 *	7/2011	Guarrasi	427/256

* cited by examiner

Primary Examiner — Susan E Krakower

(74) *Attorney, Agent, or Firm* — Charter IP LLC; Matthew J. Lattig

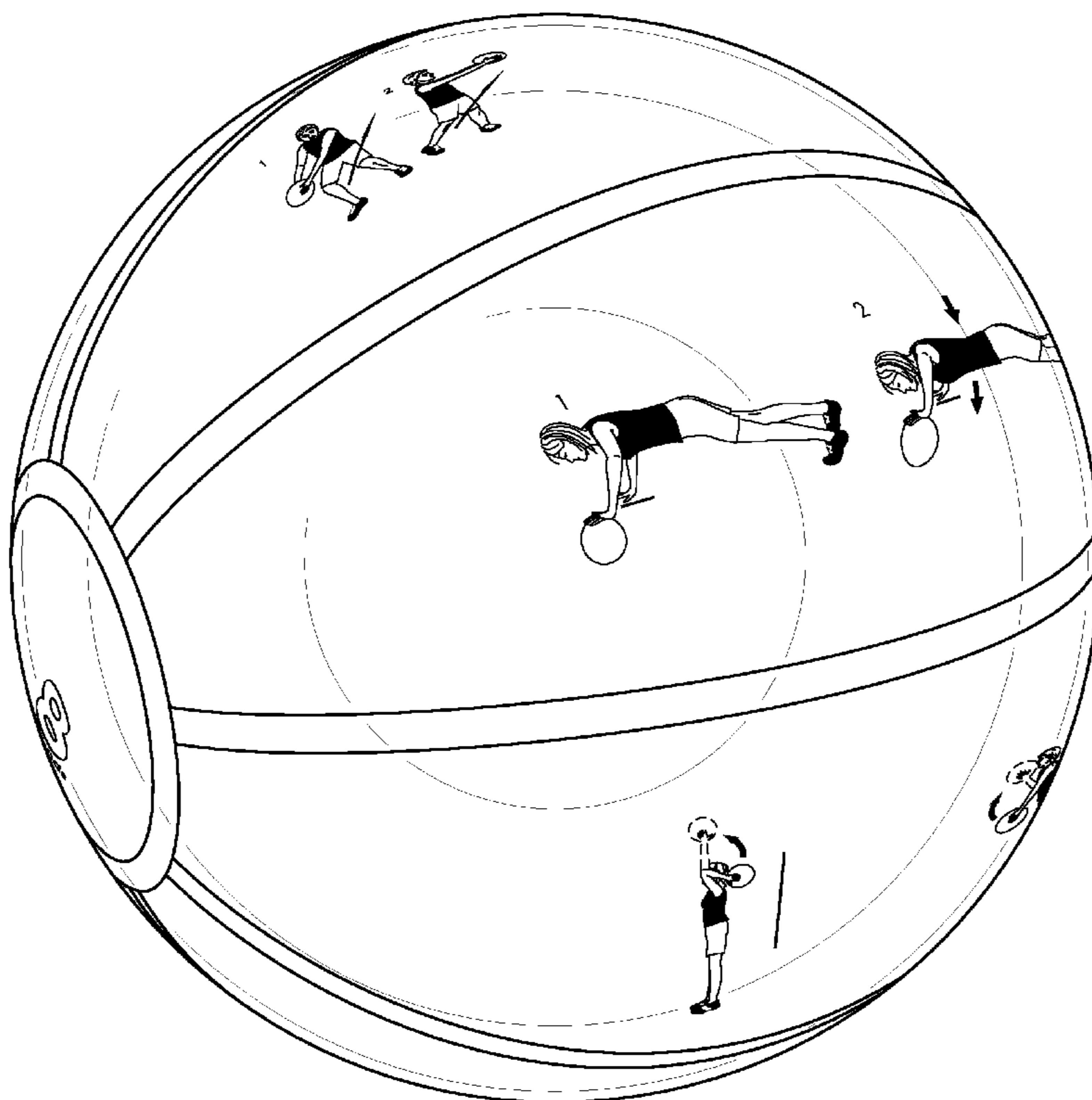
(57) **CLAIM**

The ornamental design for a weighted exercise ball, as shown and described.

DESCRIPTION

FIG. 1 is a perspective view of a weighted exercise ball showing my new design;
 FIG. 2 is a top plan view thereof;
 FIG. 3 is a bottom plan view thereof;
 FIG. 4 is a front plan view thereof, illustrating two complete panels, the weighted exercise ball is divided into eight total panels between the top and bottom sides;
 FIG. 5 is a front plan view rotated upward in relation to FIG. 4 to illustrate the next two complete panels in order;
 FIG. 6 is a front plan view rotated upward in relation to FIG. 5 to illustrate the next two complete panels in order; and,
 FIG. 7 is a front plan view rotated upward in relation to FIG. 6 to illustrate the final two complete panels of the weighted exercise ball.

1 Claim, 7 Drawing Sheets



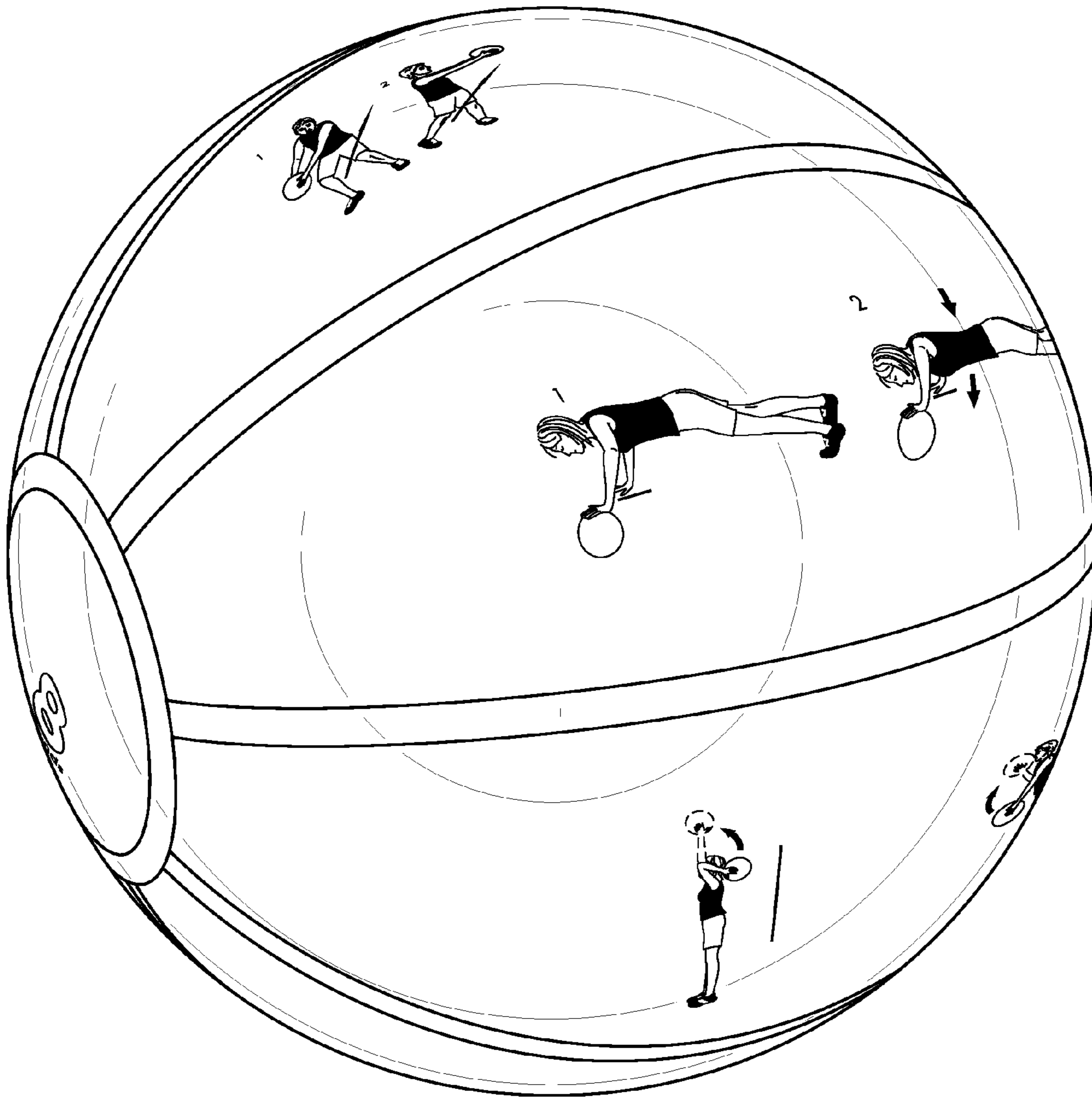


FIG. 1

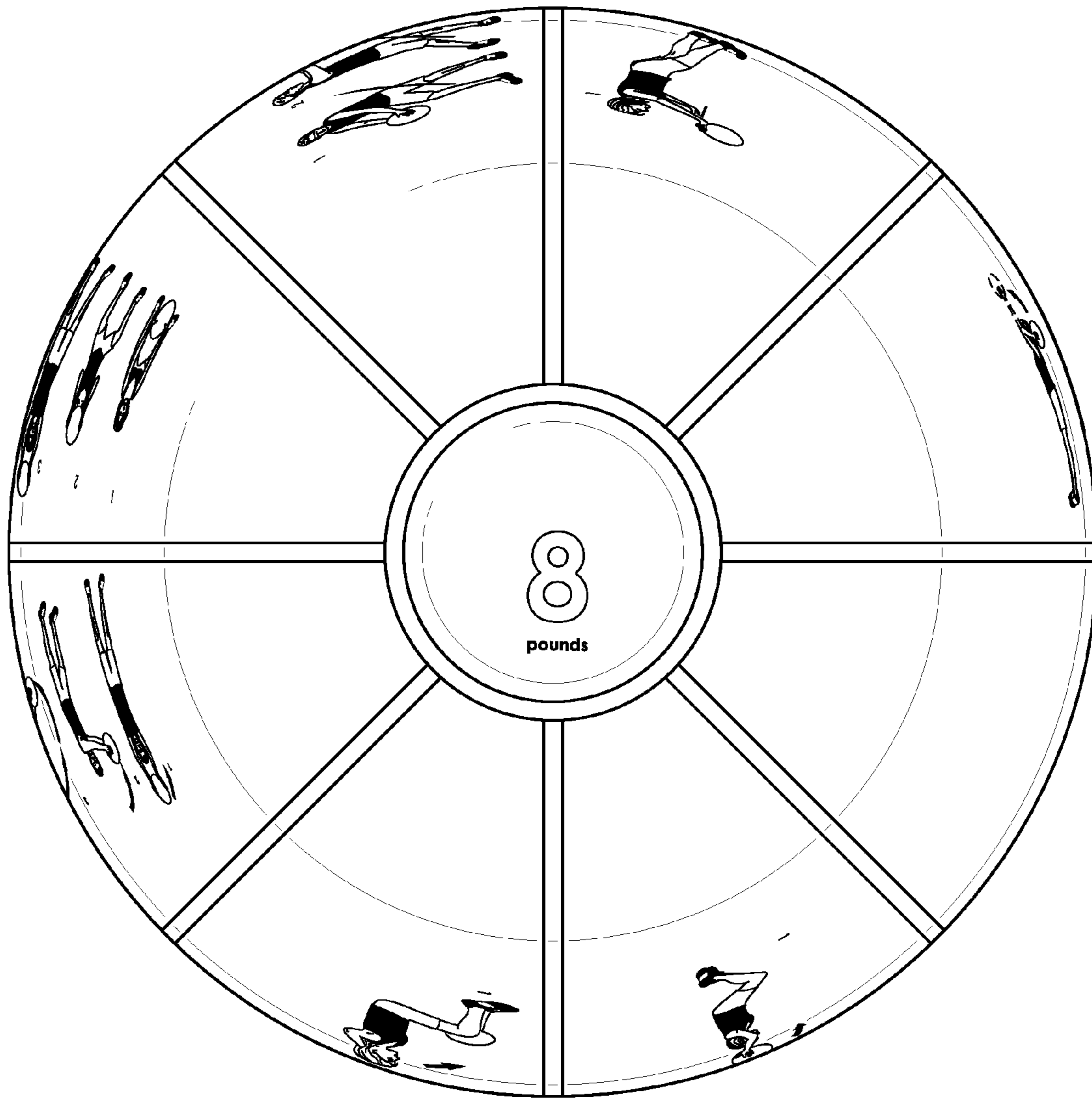


FIG. 2

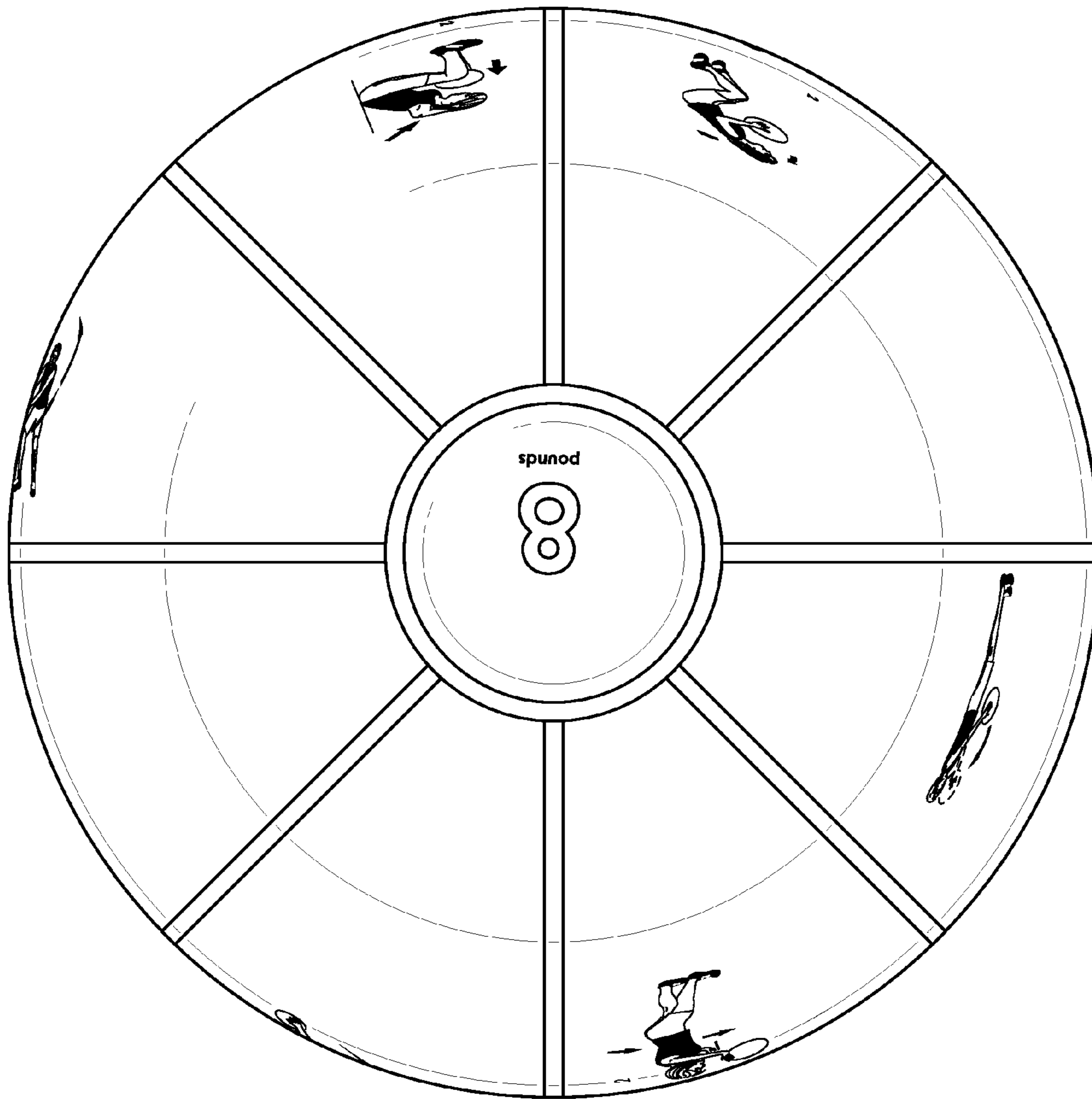


FIG. 3

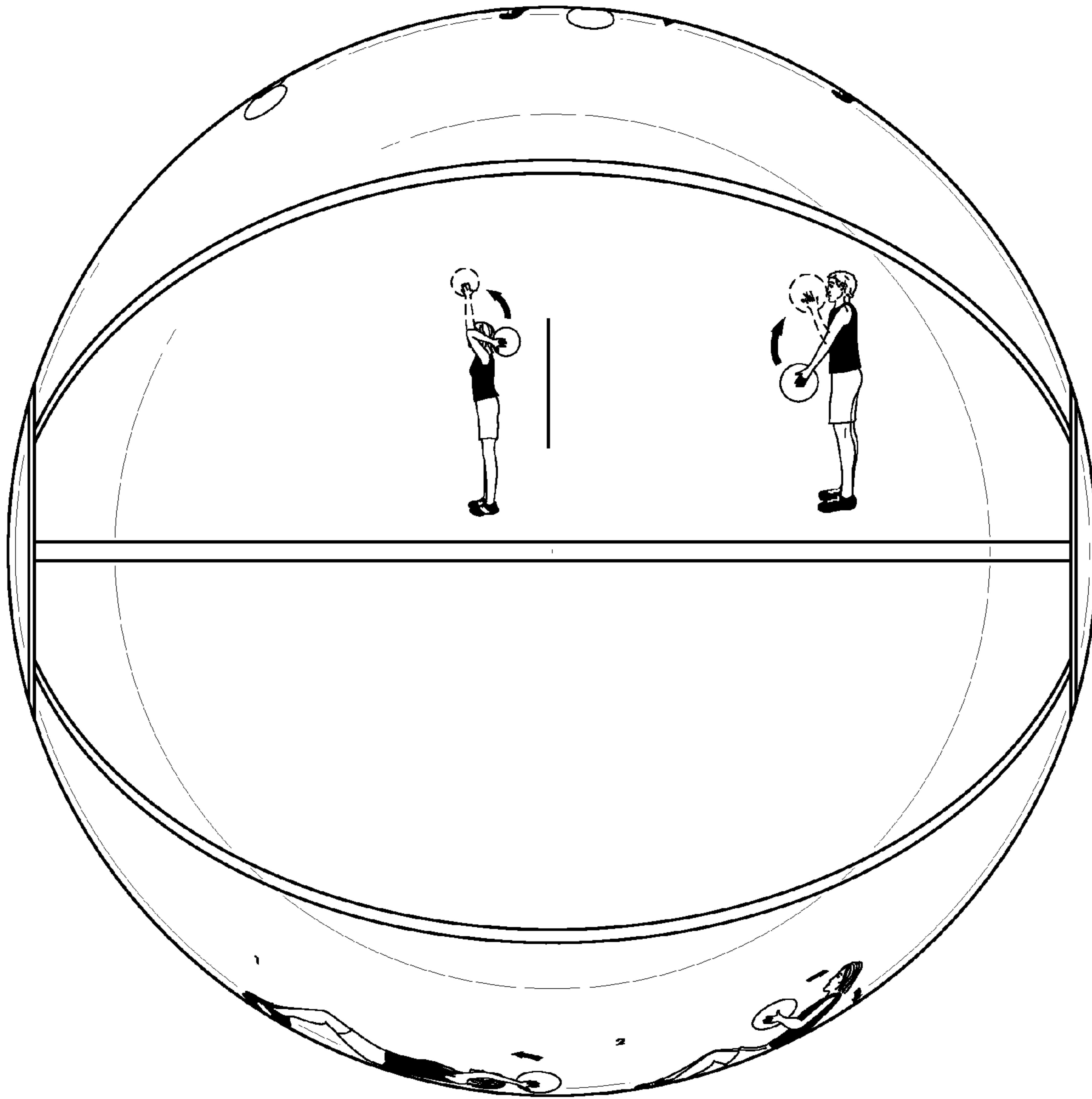


FIG. 4

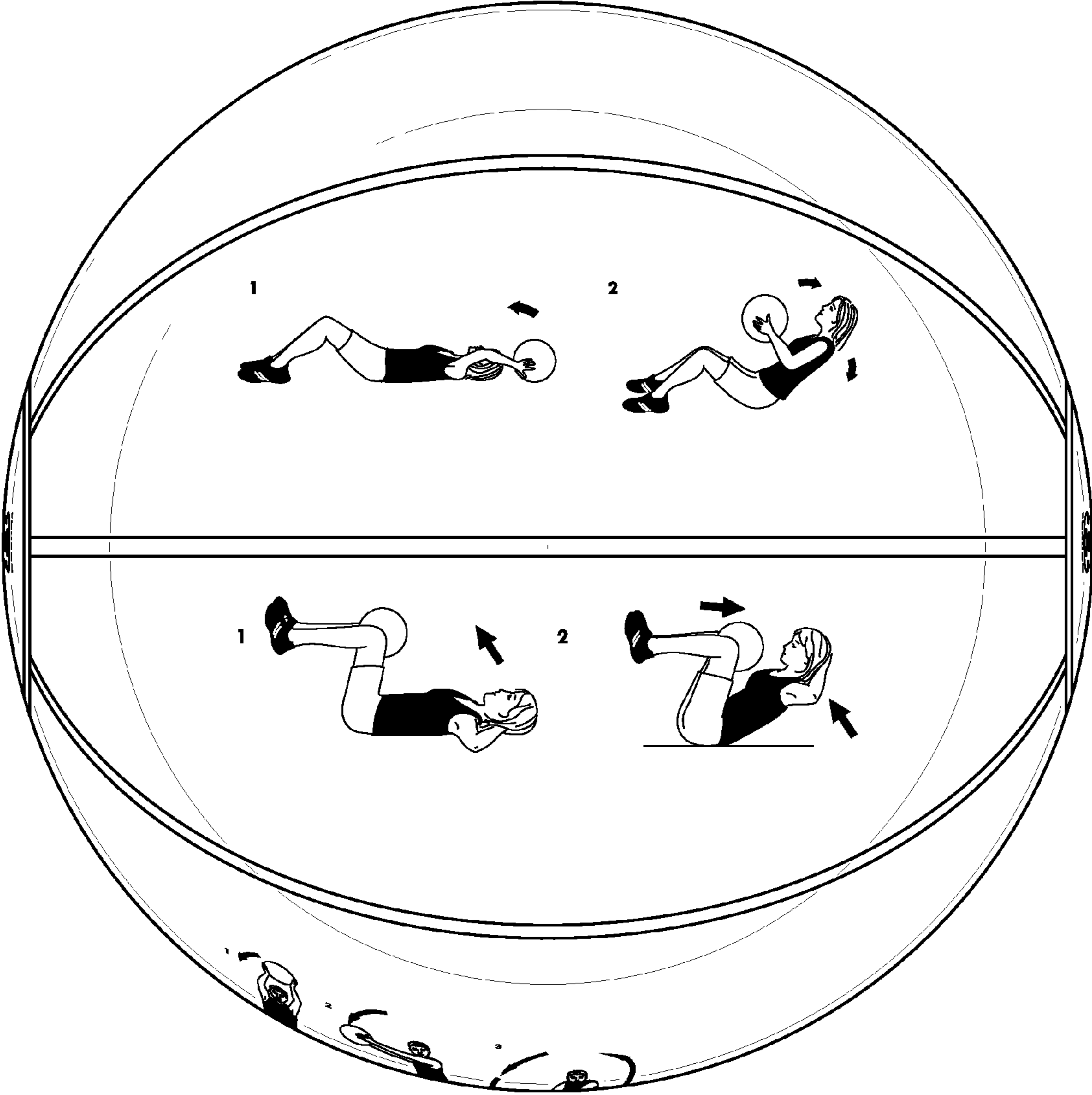


FIG. 5




FIG. 6




FIG. 7