



US00D663777S

(12) **United States Design Patent**
Lira-Nunez

(10) **Patent No.:** **US D663,777 S**
(45) **Date of Patent:** **** Jul. 17, 2012**

(54) **MARKER TRAY**
(75) Inventor: **Carmen Okuku Lira-Nunez**, Downers Grove, IL (US)
(73) Assignee: **Sanford, L.P.**, Oak Brook, IL (US)
(**) Term: **14 Years**

D368,277 S 3/1996 Schuster et al. D19/85
D389,520 S 1/1998 Kocon et al. D19/85
5,722,628 A * 3/1998 Menaged 248/441.1
D398,644 S 9/1998 Krapf D19/53
D399,366 S * 10/1998 Stravitz D6/407
5,947,304 A 9/1999 Thorp 211/69.5
D418,544 S * 1/2000 Hamilton et al. D19/91
D432,578 S * 10/2000 Stravitz D19/91

(Continued)

(21) Appl. No.: **29/368,186**
(22) Filed: **Aug. 19, 2010**
(51) **LOC (9) Cl.** **19-06**
(52) **U.S. Cl.** **D19/85**
(58) **Field of Classification Search** D3/206;
D6/310, 314, 419; D14/447, 251, 253; D19/75,
D19/77-85, 91, 99, 100; 206/214, 224, 371;
211/69.1-69.9; 248/441.1, 445, 453, 454
See application file for complete search history.

OTHER PUBLICATIONS

Photograph of Expo Dry Erase Marker Organizer publicly available before Aug. 3, 2010.

(Continued)

Primary Examiner — Elizabeth Albert
(74) *Attorney, Agent, or Firm* — Marshall, Gerstein & Borun LLP

(56) **References Cited**

(57) **CLAIM**
The ornamental design for a marker tray, as shown and described.


U.S. PATENT DOCUMENTS

DESCRIPTION

D46,314 S * 8/1914 Levy D6/310
1,812,318 A * 6/1931 Bower 211/37
2,207,286 A * 7/1940 Cohen 269/6
D141,410 S * 5/1945 Myers D27/184
2,490,356 A * 12/1949 Hummel 248/463
3,512,287 A * 5/1970 Stern 40/124
3,809,352 A * 5/1974 Mathias 248/444.1
D241,393 S * 9/1976 St. Regis D6/300
4,073,460 A * 2/1978 Dale 248/441.1
D267,143 S * 12/1982 Gessing et al. D7/504
D289,233 S * 4/1987 Cadman D6/314
4,765,494 A 8/1988 Avery 211/69.5
D307,686 S * 5/1990 Cadman D6/572
4,972,947 A 11/1990 McCarthy 206/214
D325,600 S * 4/1992 Schmidt D19/65
5,163,549 A 11/1992 Hayduchok 206/214
5,213,302 A * 5/1993 Rowe, Jr. 248/459

FIG. 1 is a perspective view showing my new design for a marker tray;
FIG. 2 is a right side view of the marker tray of FIG. 1;
FIG. 3 is a left side view of the marker tray of FIG. 1;
FIG. 4 is a front view of the marker tray of FIG. 1;
FIG. 5 is a back view of the marker tray of FIG. 1;
FIG. 6 is a top plan view of the marker tray of FIG. 1; and,
FIG. 7 is a bottom plan view of the marker tray of FIG. 1.
The broken lines showing portions of the marker tray are included for the purpose of illustrating environment and form no part of the claimed design.

1 Claim, 4 Drawing Sheets



US D663,777 S

Page 2

U.S. PATENT DOCUMENTS

6,129,323 A * 10/2000 Mandokoro et al. 248/453
D439,444 S 3/2001 Berger et al. D6/473
6,283,432 B1 * 9/2001 Hoose, Jr. 248/441.1
D455,755 S * 4/2002 Levine et al. D14/447
6,745,907 B2 6/2004 Kjelgaard 211/69.5
D501,513 S * 2/2005 Linyear et al. D19/91
6,981,682 B2 * 1/2006 Kind 248/444
D526,357 S * 8/2006 Killinger et al. D19/90
7,314,142 B2 1/2008 Lyman, Jr. 211/69.5
D633,149 S * 2/2011 Parshad D19/91
D639,815 S * 6/2011 Lye D14/447
D646,903 S * 10/2011 Santana D6/310
D651,213 S * 12/2011 Magness et al. D14/447

D654,954 S * 2/2012 Chuang D19/91
2001/0030272 A1 * 10/2001 Moore 248/441.1
2004/0007649 A1 * 1/2004 Vettrano 248/127
2005/0236347 A1 10/2005 Cole et al. 211/94
2008/0230407 A1 9/2008 Lamas 206/214
2008/0230672 A1 * 9/2008 Pachowski 248/453

OTHER PUBLICATIONS

Photograph of Rubbermaid Regeneration Plastic Business Card Holder (50 card capacity), publicly available before Aug. 3, 2010.
Photograph of Eldon Expressions Mesh Metal Business Card Holder, publicly available before Aug. 3, 2010.

* cited by examiner




FIG. 1

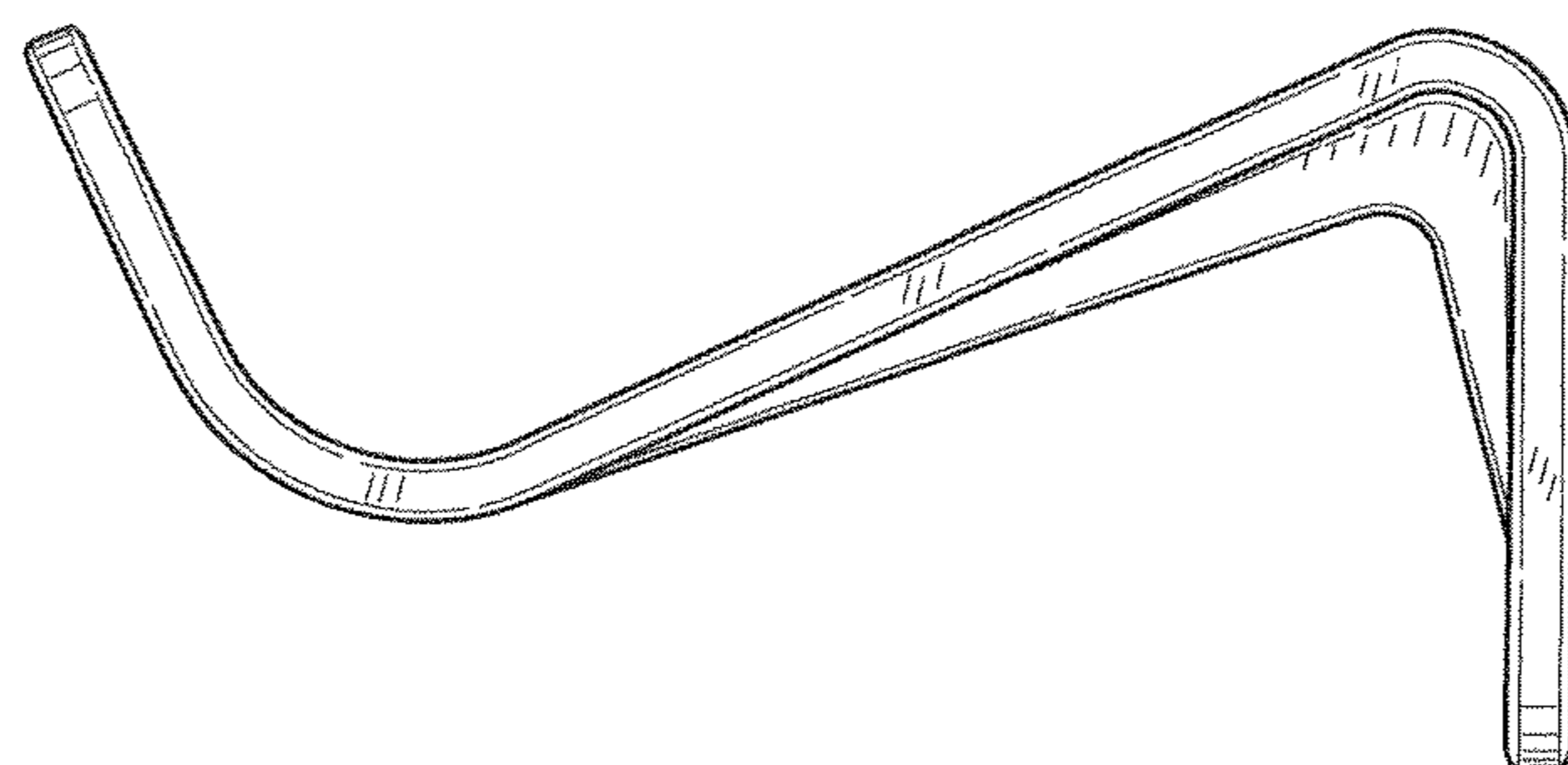


FIG. 2

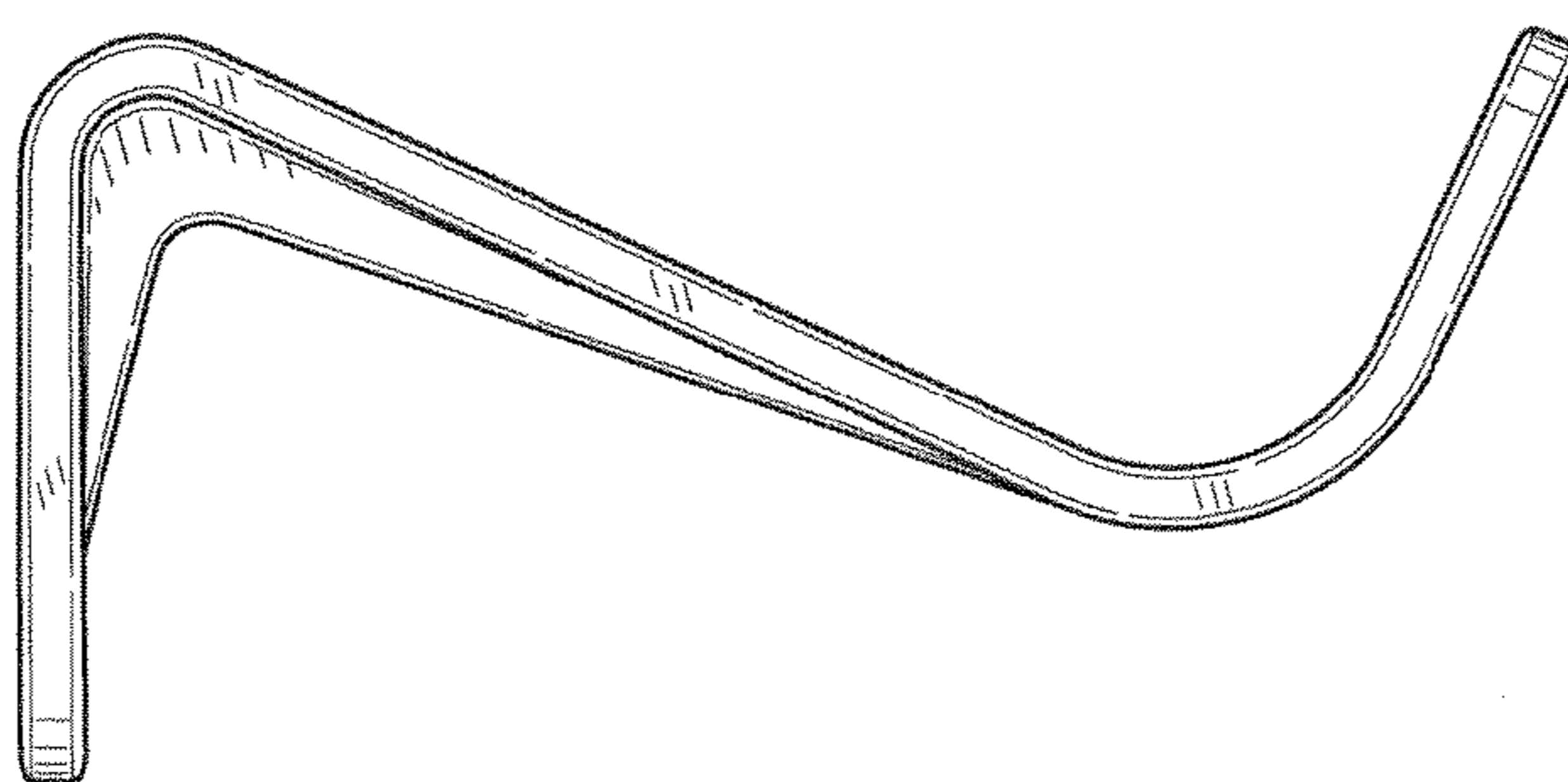


FIG. 3

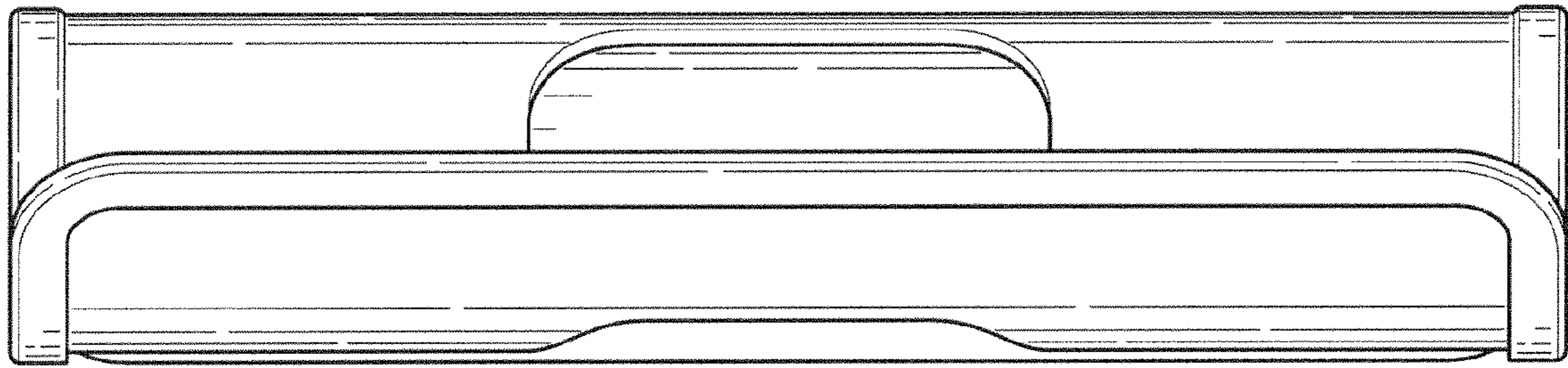


FIG. 4




FIG. 5




FIG. 6

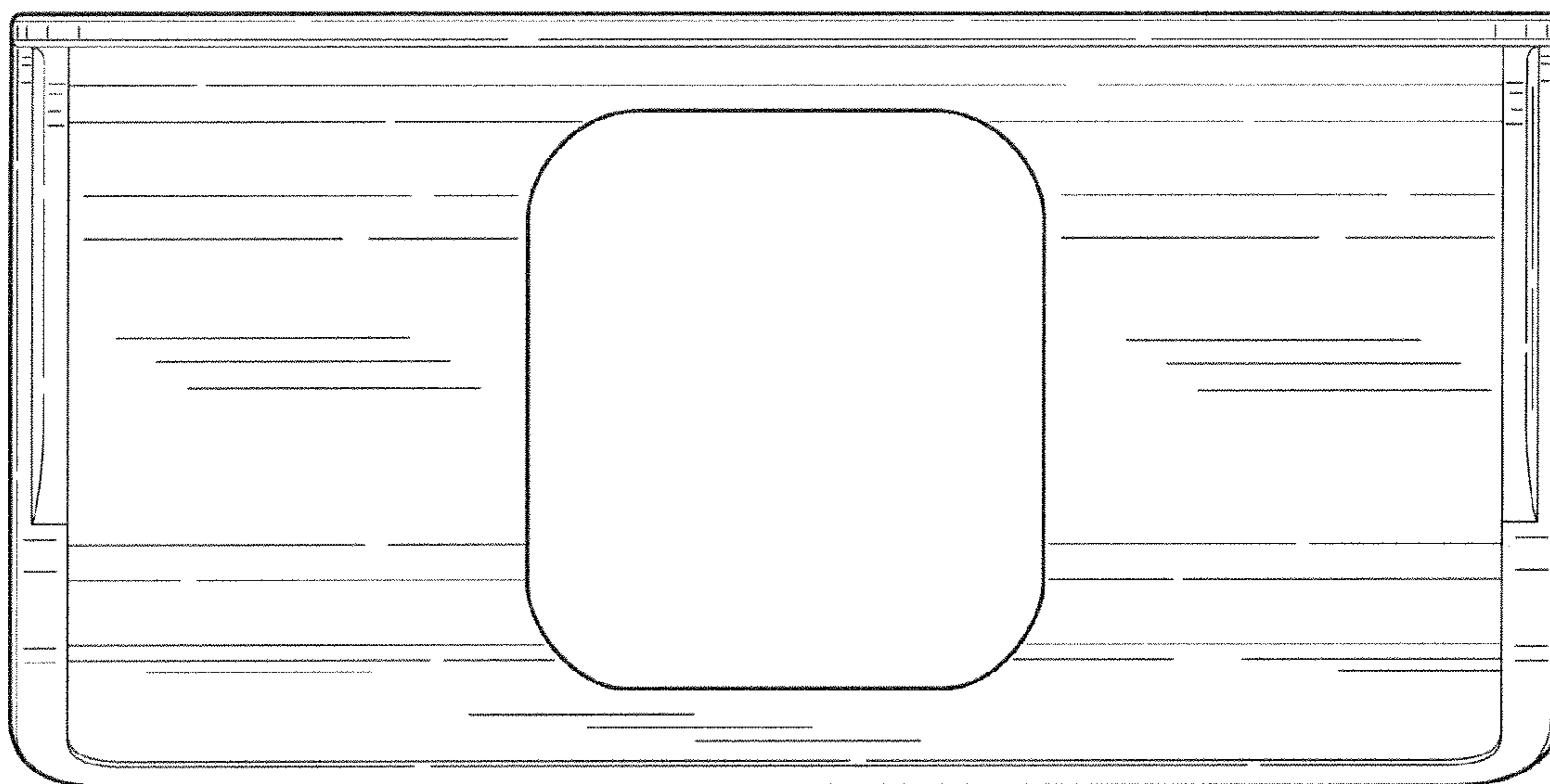


FIG. 7