



US00D663773S

(12) **United States Design Patent**
Casciotti et al.

(10) **Patent No.:** **US D663,773 S**
(45) **Date of Patent:** **** Jul. 17, 2012**

(54) **WRITING INSTRUMENT**

(75) Inventors: **David M. Casciotti**, Amsterdam, NY
(US); **Jing Mahler**, Glenville, NY (US)

(73) Assignee: **Holland USA, Inc.**, North Mankato, MN
(US)

(**) Term: **14 Years**

(21) Appl. No.: **29/390,393**

(22) Filed: **Apr. 25, 2011**

(51) **LOC (9) Cl.** **19-06**

(52) **U.S. Cl.** **D19/55**

(58) **Field of Classification Search** D19/35,
D19/36, 41-51, 54-58; D14/411; 24/11 F,
24/11 P, 11 R; 401/52, 99, 104-109, 192,
401/195, 196

See application file for complete search history.

(56) **References Cited**

U.S. PATENT DOCUMENTS

D410,681 S *	6/1999	Izushima	D19/51
D445,455 S *	7/2001	Saito	D19/55
D451,142 S *	11/2001	Saito	D19/55
D454,368 S *	3/2002	Pellissa Beneyto	D19/48
D454,589 S *	3/2002	Pellissa Beneyto	D19/48
D455,177 S *	4/2002	Chiu	D19/54
D458,679 S *	6/2002	Thompson et al.	D24/133
D464,676 S *	10/2002	Leo et al.	D19/55
D477,363 S *	7/2003	Baudino et al.	D19/48
D485,574 S *	1/2004	Keil	D19/50
D486,860 S *	2/2004	Hodge	D19/55
D492,350 S *	6/2004	Morrow	D19/55
D499,141 S *	11/2004	Chevalier	D19/48
D499,142 S *	11/2004	Morrow	D19/50
D506,507 S *	6/2005	Qiu	D19/51
D508,717 S *	8/2005	Anand	D19/50
D509,852 S *	9/2005	Anand	D19/50
D537,880 S *	3/2007	Kent et al.	D19/55
D538,853 S *	3/2007	Losel	D19/51

D540,381 S *	4/2007	Qiu	D19/43
D541,342 S *	4/2007	Qiu	D19/48
D541,344 S *	4/2007	Hamilton et al.	D19/50
D541,860 S *	5/2007	Kung	D19/50
D546,882 S *	7/2007	Qiu	D19/50
D572,754 S *	7/2008	Li	D19/43
D572,757 S *	7/2008	Qiu et al.	D19/48
D573,183 S *	7/2008	Qiu et al.	D19/36
D576,213 S *	9/2008	Fei	D19/47
D580,491 S *	11/2008	Fei	D19/48
D622,771 S *	8/2010	Casciotti et al.	D19/55
D626,595 S *	11/2010	Casciotti et al.	D19/55
D643,067 S *	8/2011	Casciotti et al.	D19/50

(Continued)

Primary Examiner — Elizabeth Albert

(74) *Attorney, Agent, or Firm* — Dicke, Billig & Czaja,
PLLC; Peter Forrest

(57) **CLAIM**

We claim the ornamental design for a writing instrument, as shown and described.

DESCRIPTION

FIG. 1 is a top perspective view of a writing instrument showing our new design;

FIG. 2 is a front view of the same writing instrument;

FIG. 3 is a back view of the same writing instrument;

FIG. 4 is a right side view of the same writing instrument, the left side view being a mirror image of the right side view;

FIG. 5 is an enlarged top view of the same writing instrument;

FIG. 6 is an enlarged bottom view of the same writing instrument; and,

FIG. 7 is an enlarged partial front view of the same writing instrument.

The broken lines shown in the drawings illustrate features of the article to which the design is applied that form no part of the claim.

The stippling represents contrast in material.

1 Claim, 5 Drawing Sheets



US D663,773 S

Page 2

U.S. PATENT DOCUMENTS

D648,388 S	*	11/2011	Casciotti et al.	D19/54	
D650,857 S	*	12/2011	Lira-Nunez et al.	D19/48	
					D650,859 S * 12/2011 Lira-Nunez et al. D19/57
					D651,241 S * 12/2011 Liang D19/48

* cited by examiner




Fig. 1




Fig. 2



Fig. 3




Fig. 4

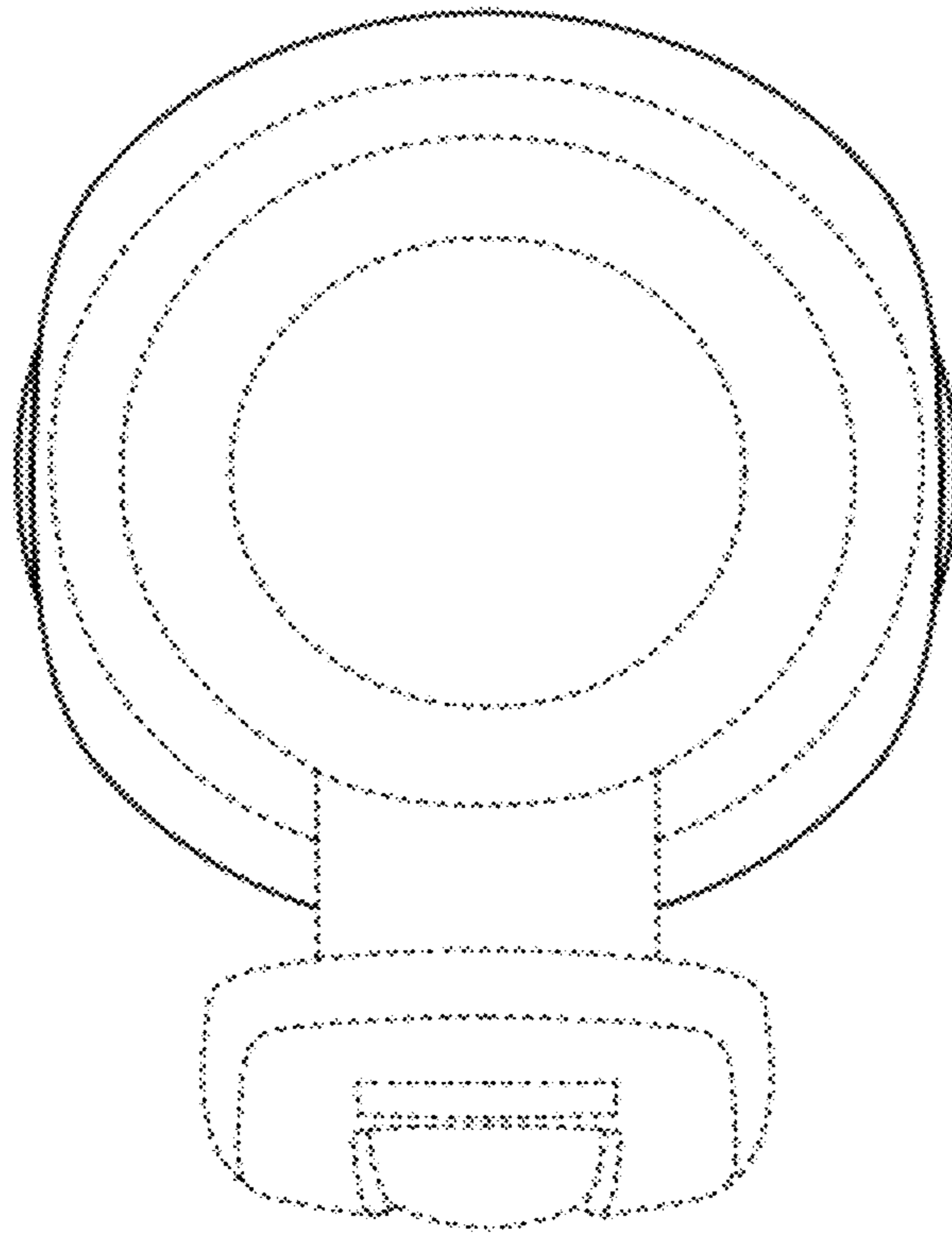


Fig. 5

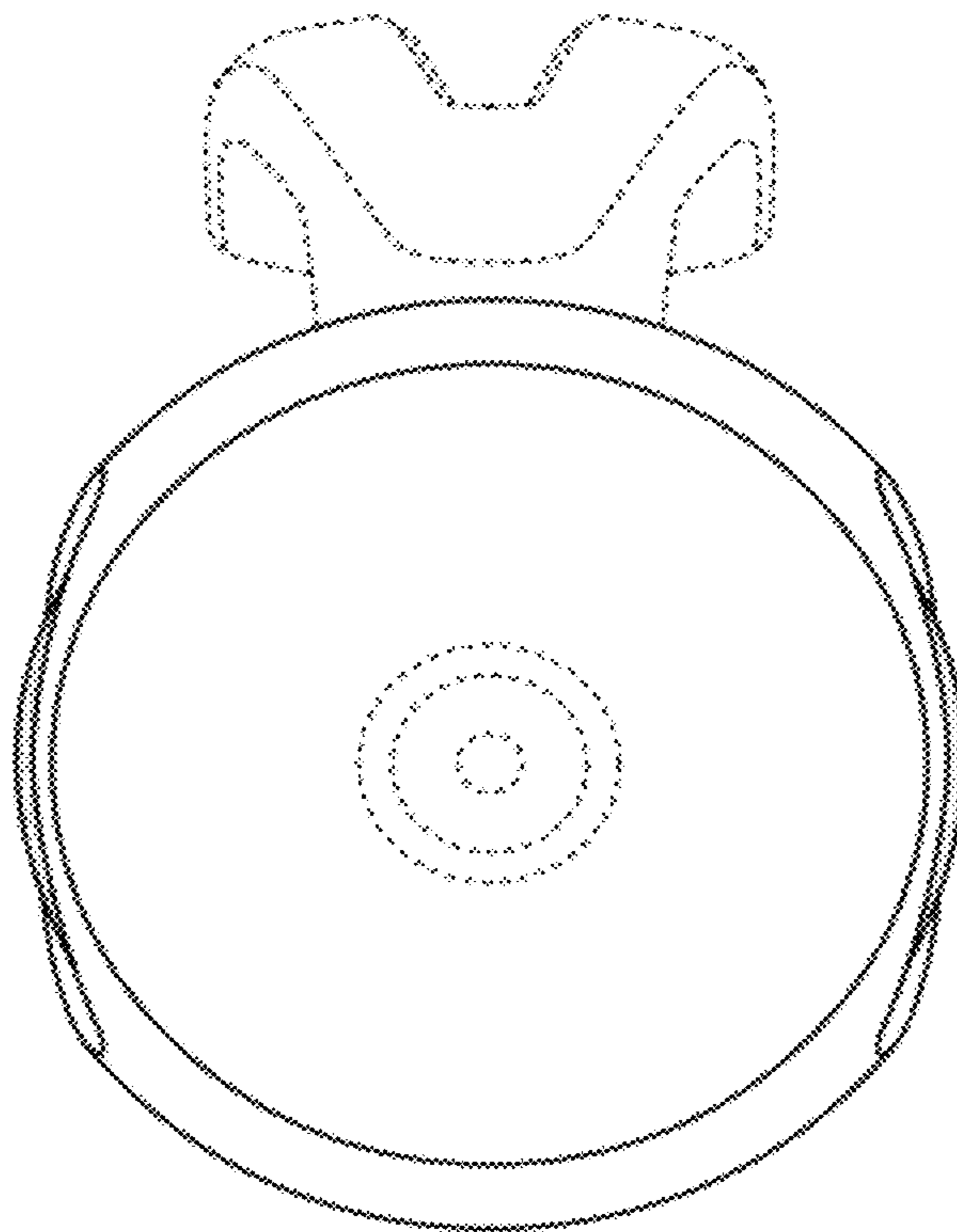


Fig. 6

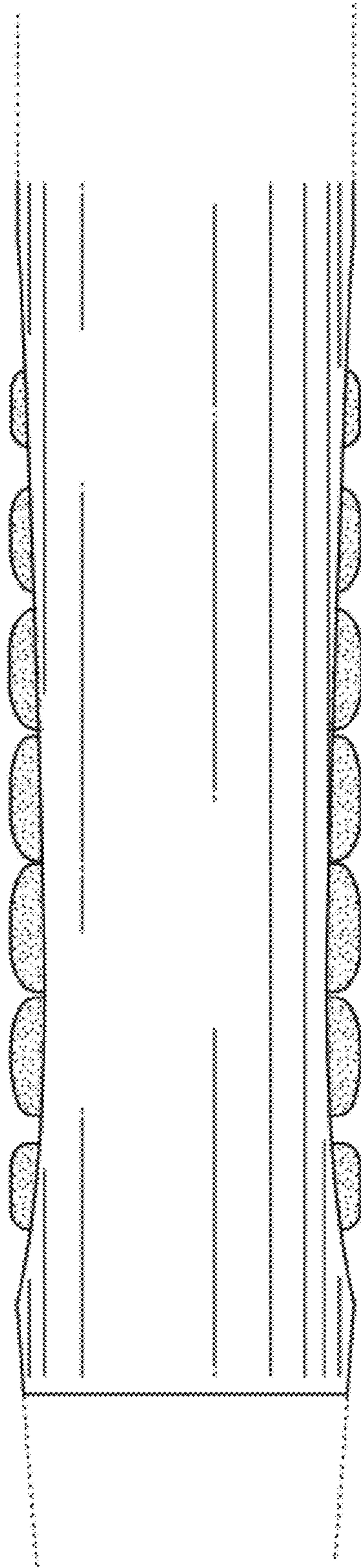


Fig. 7