



US00D663749S

(12) **United States Design Patent**
Evans

(10) **Patent No.:** **US D663,749 S**

(45) **Date of Patent:** **** *Jul. 17, 2012**

(54) **MINERAL MINING PAN ASSEMBLY**

(76) Inventor: **Steven L Evans**, Madison, WI (US)

(*) Notice: This patent is subject to a terminal disclaimer.

(**) Term: **14 Years**

(21) Appl. No.: **29/372,599**

(22) Filed: **Dec. 13, 2010**

(51) **LOC (9) Cl.** **15-03**

(52) **U.S. Cl.** **D15/21**

(58) **Field of Classification Search** D15/21,
D15/147; 209/447, 495, 490, 494, 506, 446,
209/44, 485, 445, 422, 437, 438, 439, 479,
209/403, 417; 138/89

See application file for complete search history.

(56) **References Cited**

U.S. PATENT DOCUMENTS

| | | | | |
|-----------|-----|---------|-----------------|---------|
| 585,989 | A * | 7/1897 | Sletcher | 209/447 |
| 646,382 | A * | 3/1900 | Collins | 209/447 |
| 1,064,854 | A * | 6/1913 | Ord | 209/447 |
| 1,292,364 | A * | 1/1919 | Ord | 209/447 |
| 1,419,405 | A * | 6/1922 | Ord | 209/447 |
| 1,444,752 | A * | 2/1923 | Ord | 209/447 |
| 1,948,797 | A * | 2/1934 | Nicolai | 209/447 |
| 1,966,359 | A * | 7/1934 | Ryan | 209/447 |
| 1,972,645 | A * | 9/1934 | Danills | 209/447 |
| 2,630,226 | A * | 3/1953 | Streng | 209/447 |
| 3,059,776 | A * | 10/1962 | Smith | 209/447 |
| 3,855,119 | A * | 12/1974 | Stephenson | 209/447 |
| 3,899,418 | A * | 8/1975 | Lawrence et al. | 209/447 |
| 4,162,969 | A * | 7/1979 | Lagal | 209/447 |
| 4,273,648 | A * | 6/1981 | Legg | 209/447 |
| 4,289,241 | A * | 9/1981 | Litrap | 209/44 |
| 4,319,994 | A * | 3/1982 | Morgan | 209/447 |

| | | | | |
|-----------|-----|--------|------------|---------|
| 4,671,868 | A * | 6/1987 | Ottrok | 209/48 |
| 5,190,158 | A * | 3/1993 | Remias | 209/44 |
| 5,447,239 | A * | 9/1995 | Tubbs, Jr. | 209/434 |
| 5,667,076 | A * | 9/1997 | Rosman | 209/447 |
| 6,095,342 | A * | 8/2000 | Ashcraft | 209/447 |
| D475,727 | S * | 6/2003 | Kelava | D15/147 |

* cited by examiner

Primary Examiner — Mark Goodwin

(74) *Attorney, Agent, or Firm* — George W. Wasson

(57) **CLAIM**

The ornamental design for a mineral mining pan assembly, as shown and described.

DESCRIPTION

FIG. 1 is a top elevation view of the mineral mining pan assembly; the surface markings in the insert at the lower portion of the drawing is to indicate that that insert is of a different material than the remainder of the mineral mining pan assembly, the insert is only on the top of the mineral mining pan assembly.

FIG. 2 is a bottom elevation view of the mineral mining pan assembly.

FIG. 3 is a side elevation view of the mineral mining pan assembly.


FIG. 4 is a sectional view along the lines 4-4 of FIG. 1 of the mineral mining pan assembly.

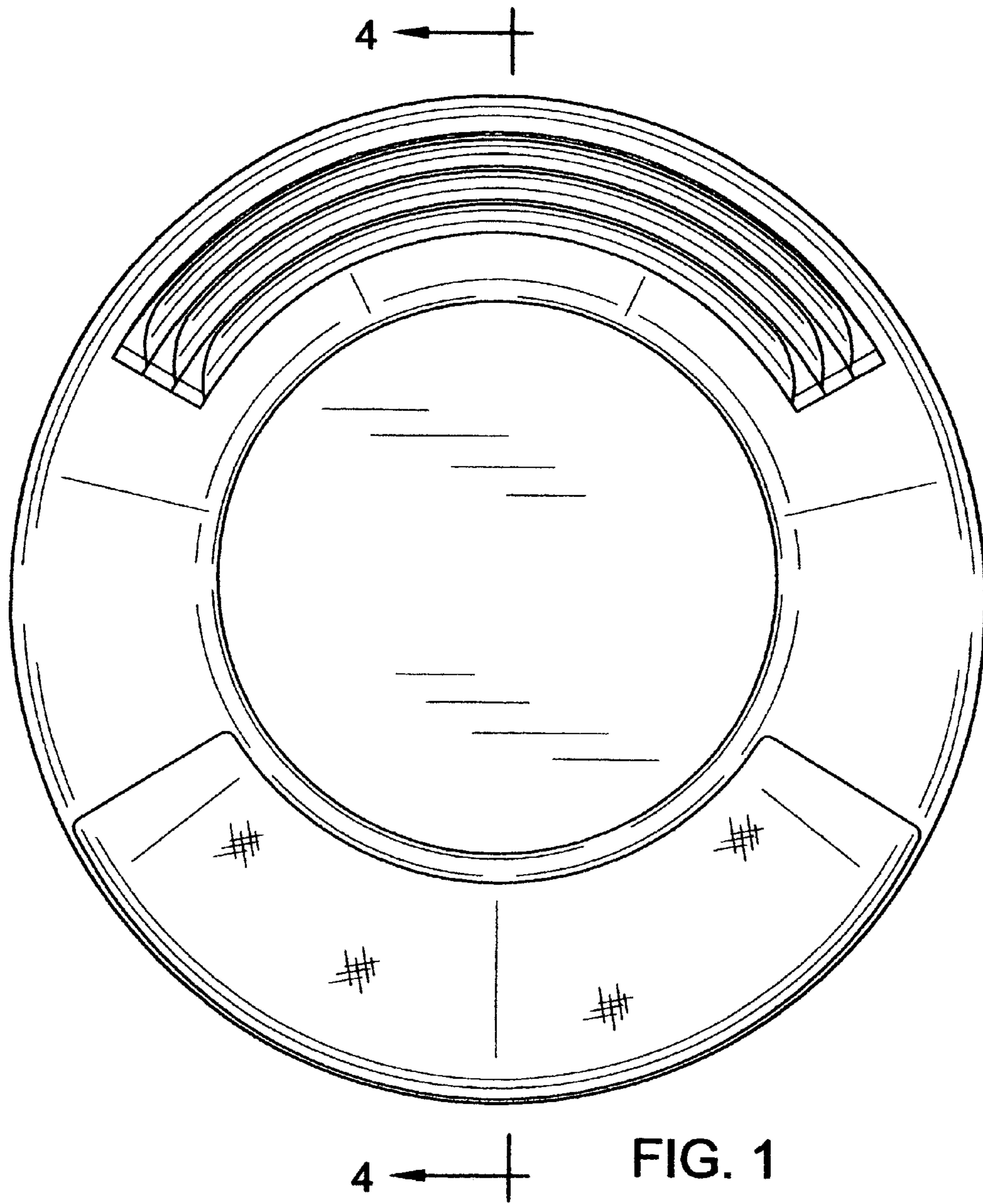
FIG. 5 is a side elevation view of the mineral mining pan assembly looking down from the top of FIG. 1.

FIG. 6 is a side elevation view of the mineral mining pan assembly looking up from the bottom of FIG. 1; and,

FIG. 7 is a perspective view of the top surface of the mineral mining pan assembly.

1 Claim, 5 Drawing Sheets





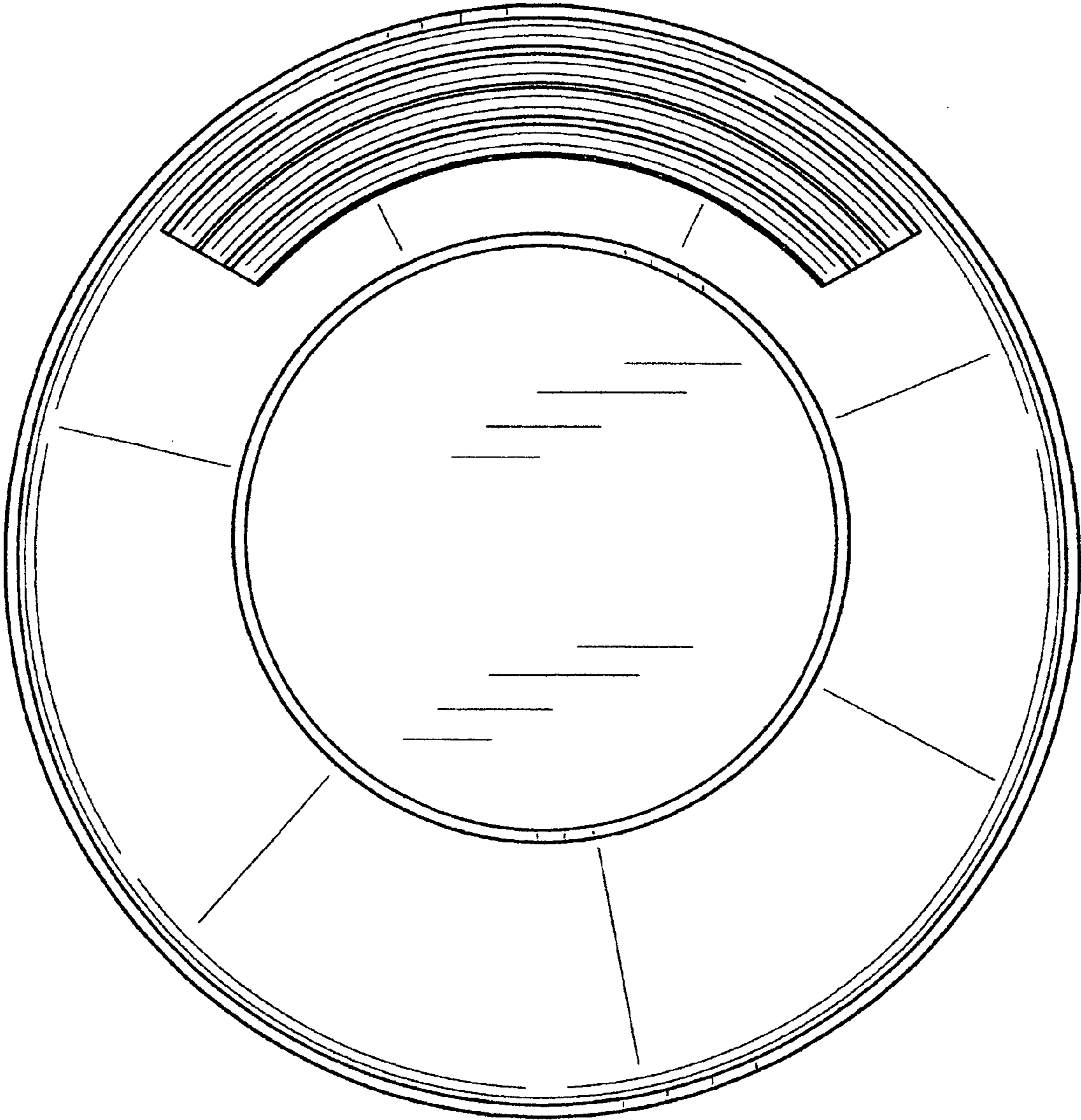


FIG. 2

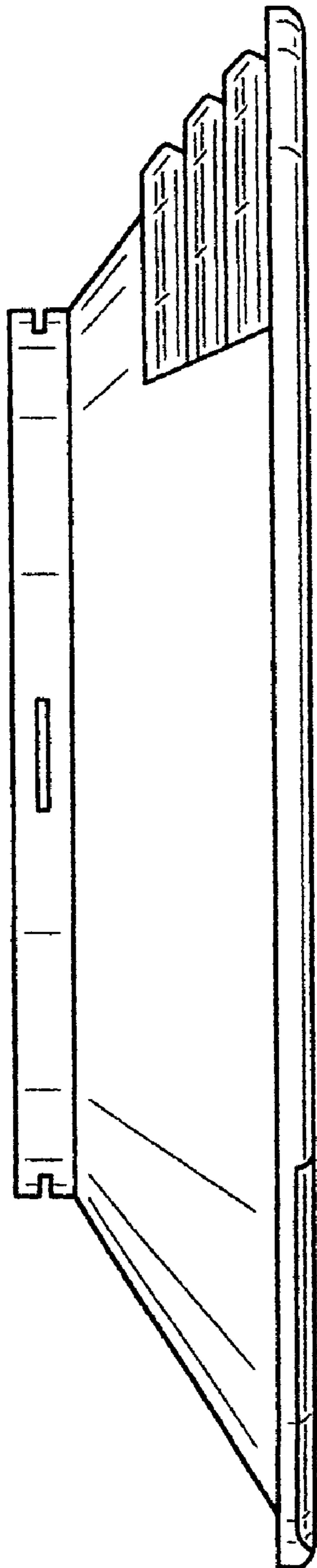


FIG. 3

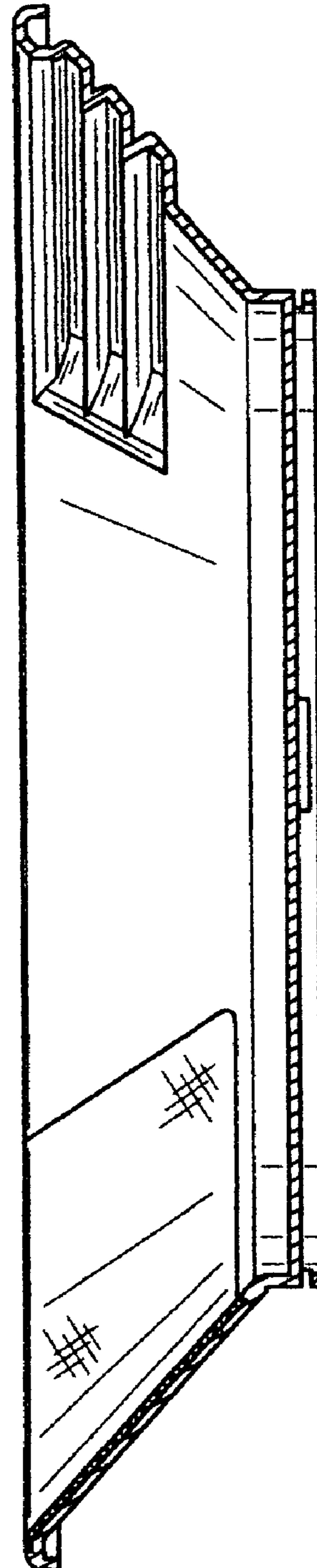


FIG. 4




FIG. 5




FIG. 6

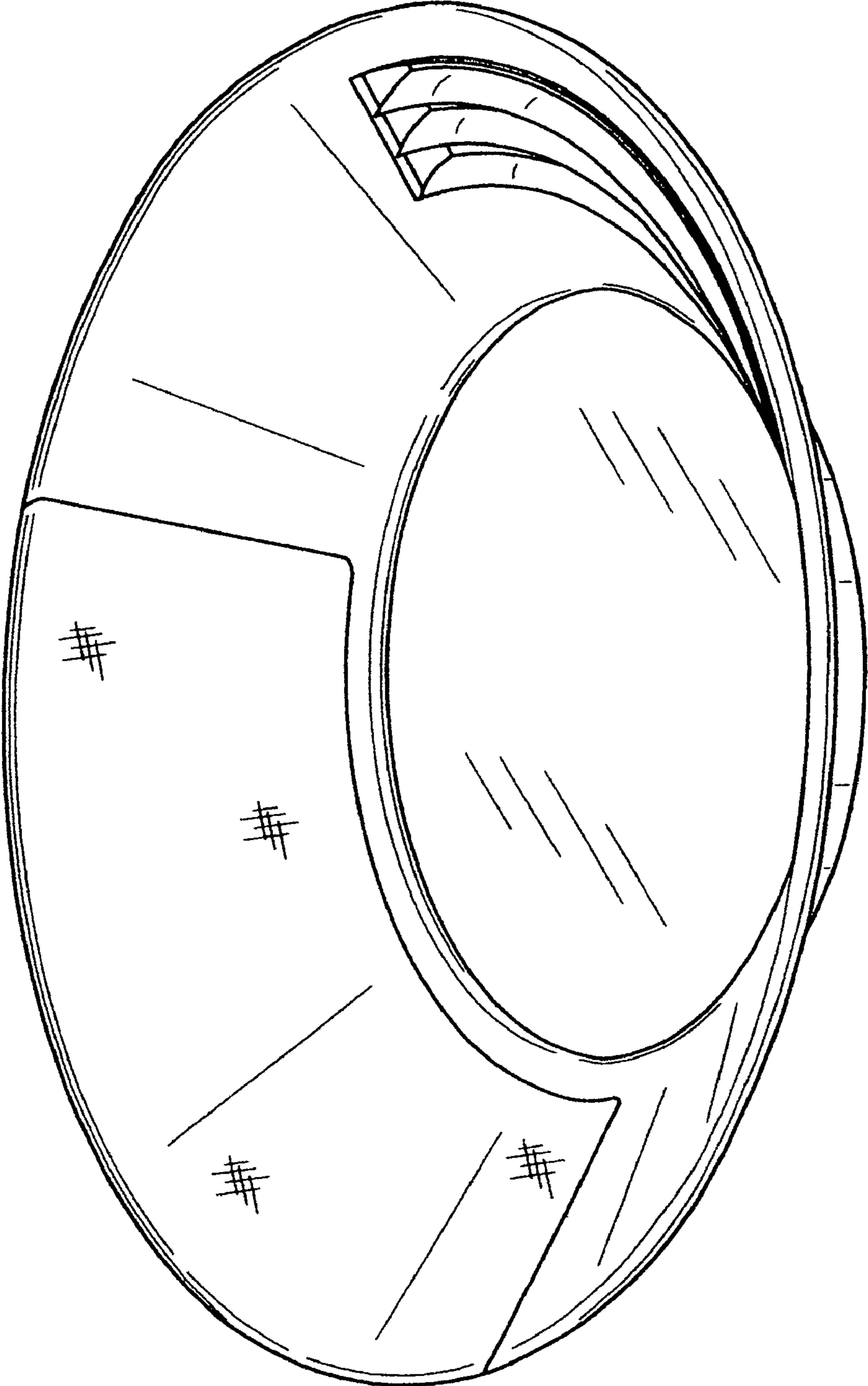


FIG. 7