



US00D663746S

(12) **United States Design Patent**
Kwon

(10) **Patent No.:** **US D663,746 S**

(45) **Date of Patent:** **** Jul. 17, 2012**

(54) **PUMP**

(75) Inventor: **Mikale K. Kwon**, Glenview, IL (US)

(73) Assignee: **Hearthware, Inc.**, Libertyville, IL (US)

(**) Term: **14 Years**

(21) Appl. No.: **29/393,199**

(22) Filed: **May 31, 2011**

(51) **LOC (9) Cl.** **15-02**

(52) **U.S. Cl.** **D15/7**

(58) **Field of Classification Search** D15/7-9;
D23/231, 232, 225; 417/60, 235, 265, 321,
417/355, 358, 363, 359, 410.1, 415-416,
417/405, 900; 60/408, 412; 184/26-37;
415/140-147; 123/495, 509

See application file for complete search history.

(56) **References Cited**

U.S. PATENT DOCUMENTS

D399,213	S	*	10/1998	Sorensen et al.	D15/7
D405,097	S	*	2/1999	Wong	D15/7
D510,939	S	*	10/2005	Nikolayev et al.	D15/9
D556,217	S	*	11/2007	Saunders et al.	D15/7
D558,795	S	*	1/2008	Saunders et al.	D15/7
D559,866	S	*	1/2008	Saunders et al.	D15/7
D589,984	S	*	4/2009	Roesler	D15/7
D611,503	S	*	3/2010	Distler	D15/7
D615,560	S	*	5/2010	Hsu	D15/9
D620,499	S	*	7/2010	Sulzer et al.	D15/7

D634,755	S	*	3/2011	Sanders et al.	D15/7
D644,250	S	*	8/2011	Barber et al.	D15/7
D644,666	S	*	9/2011	Fukano et al.	D15/7
D647,110	S	*	10/2011	Pages	D15/7

* cited by examiner

Primary Examiner — Ralf Seifert

(74) *Attorney, Agent, or Firm* — Albrecht Tousi & Farnum
PLLC; Ralph P. Albrecht

(57) **CLAIM**

We claim the ornamental design for a pump, as shown and described.

DESCRIPTION

FIG. 1 is an isometric perspective top view of a pump according to a first exemplary embodiment of the present invention; FIG. 2 is a front side orthographic view of the pump according to a first embodiment of the present invention; FIG. 3 is a back side orthographic view of the pump according to a first embodiment of the present invention; FIG. 4 is a left side orthographic view of the pump according to a first embodiment of the present invention; FIG. 5 is a right side orthographic view of the pump according to a first embodiment of the present invention; FIG. 6 is a top orthographic view of the pump shown according to a first embodiment of the present invention; and, FIG. 7 is a bottom orthographic view of the pump according to a first embodiment of the present invention.

1 Claim, 7 Drawing Sheets

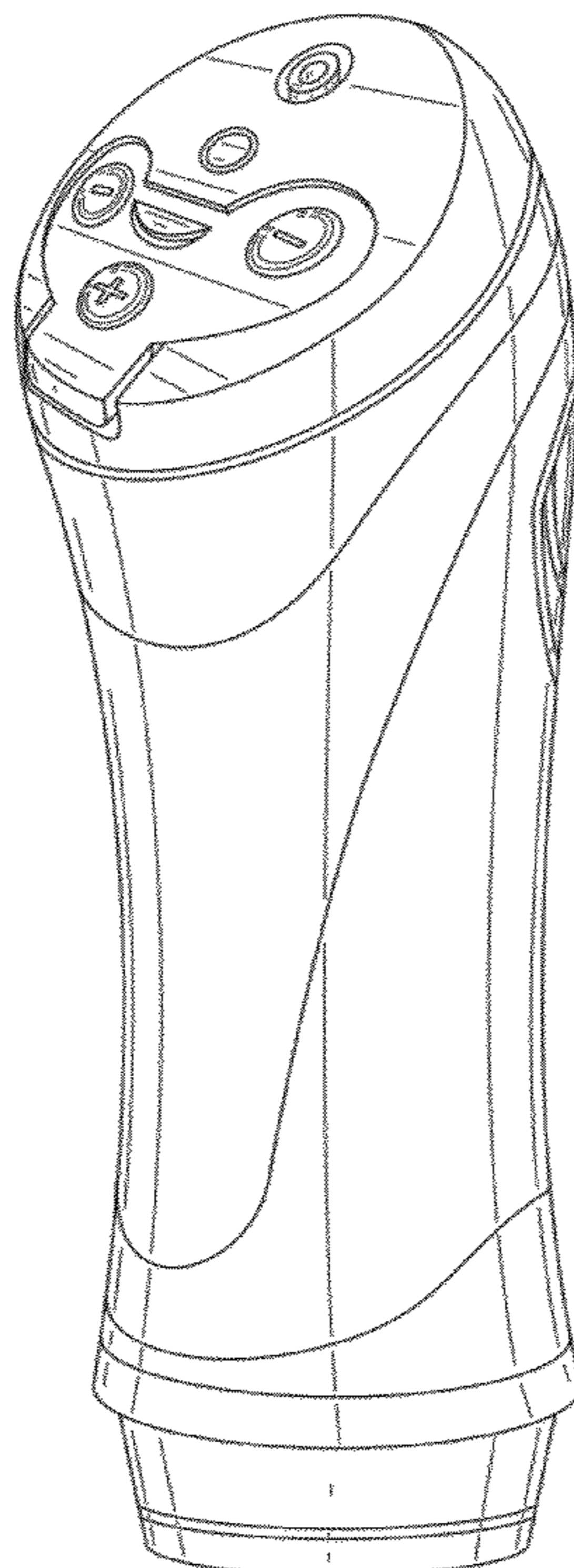




FIG. 1

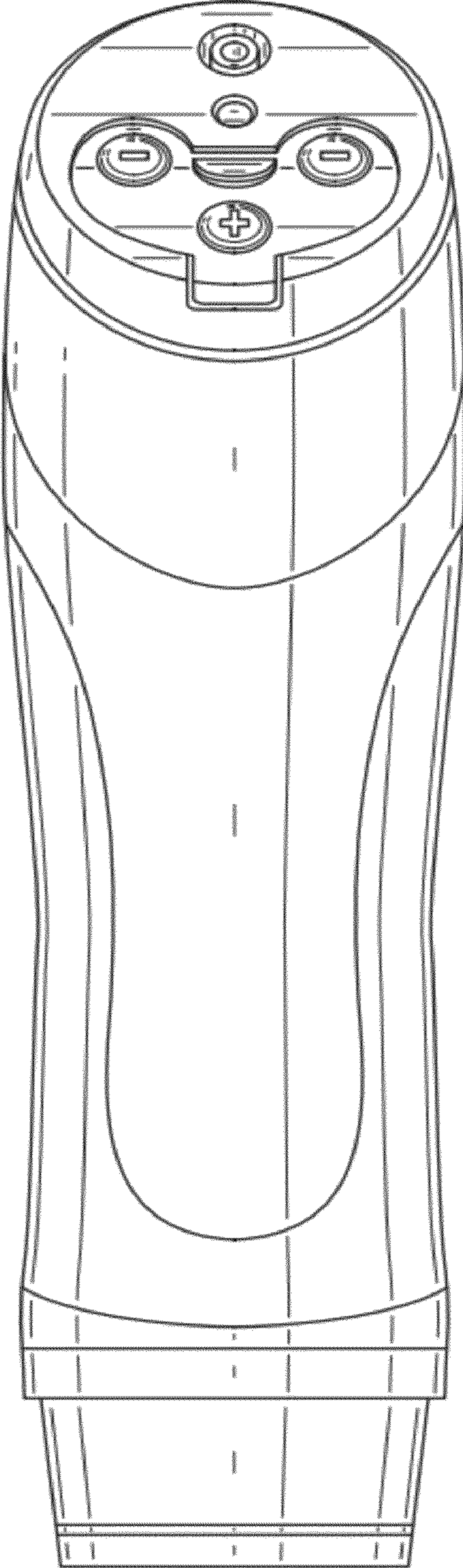


FIG. 2

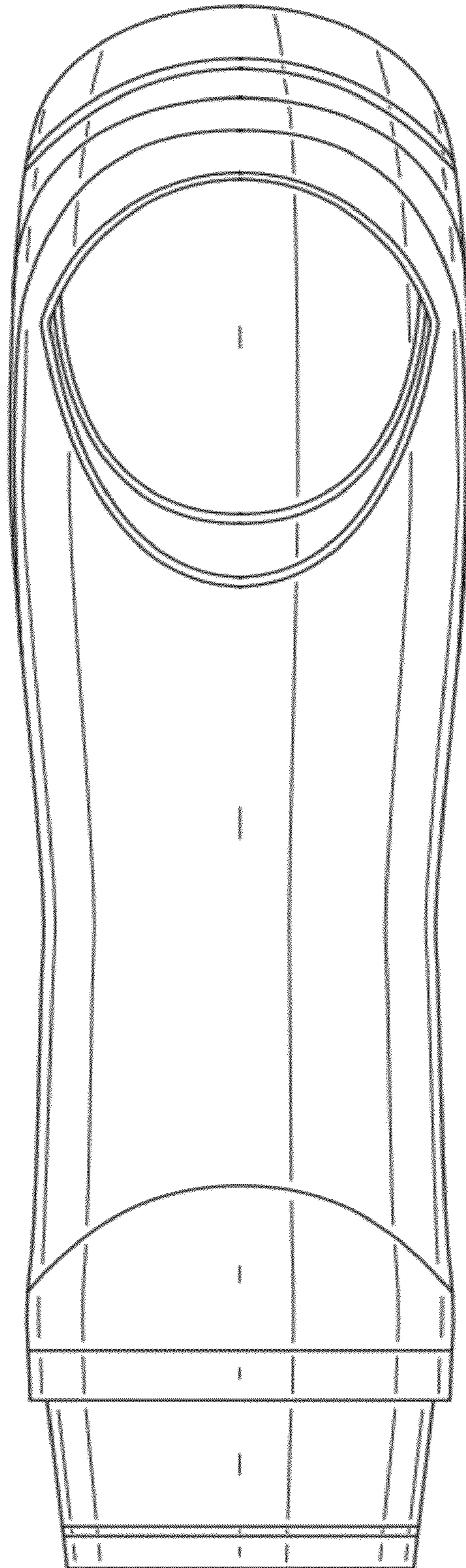


FIG. 3



FIG. 4



FIG. 5



FIG. 6

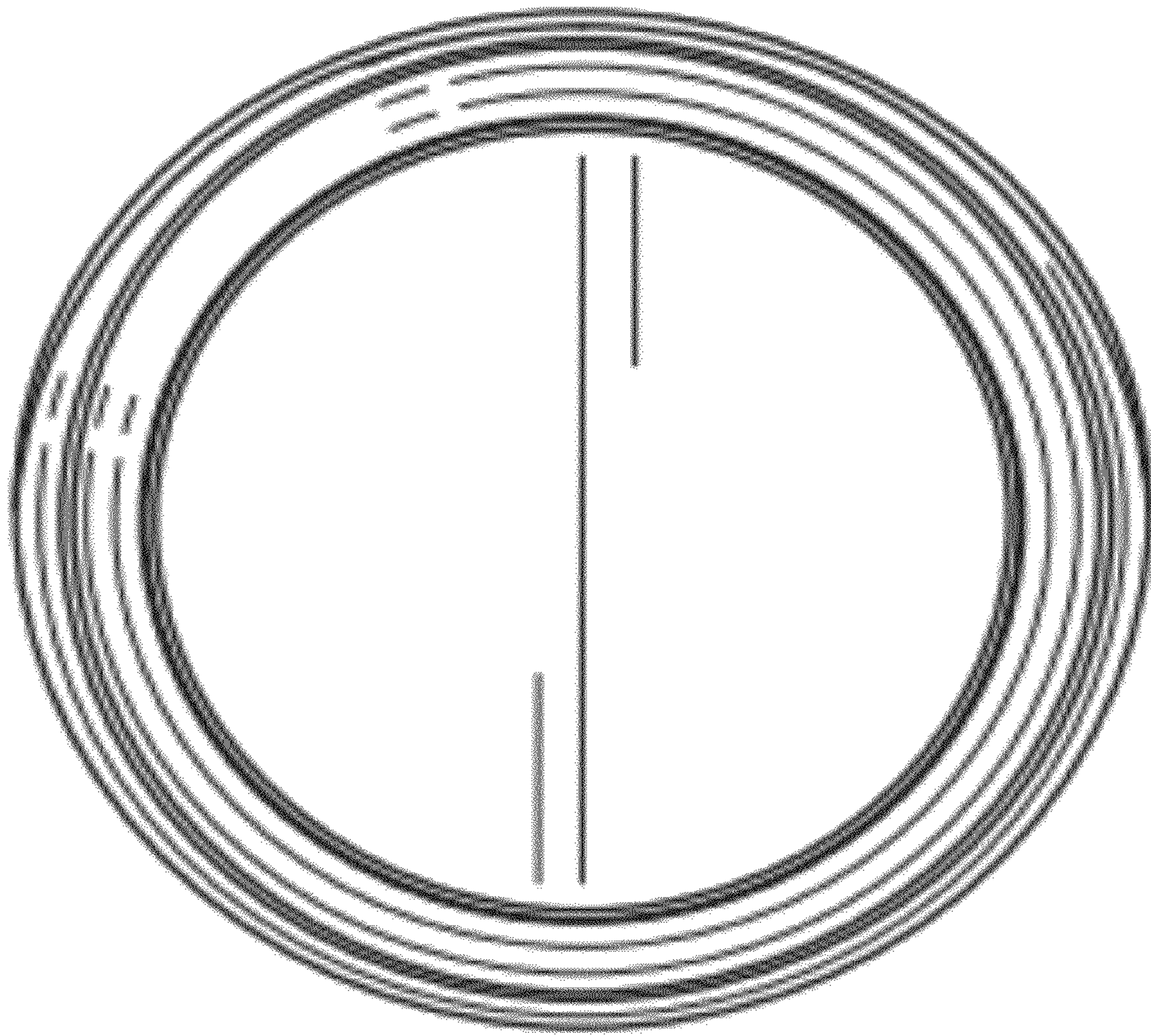


FIG. 7