



US00D663725S

(12) **United States Design Patent**  
**Polito et al.**

(10) **Patent No.:** **US D663,725 S**

(45) **Date of Patent:** **\*\* \*Jul. 17, 2012**

(54) **DEVICE CASE WITH CLIP**

(56) **References Cited**

(75) Inventors: **Fred Italo Polito**, Santa Cruz, CA (US);  
**David Ethan Yao**, San Francisco, CA  
(US)

(73) Assignee: **Joby Photo, Inc.**, San Francisco, CA  
(US)

(\*) Notice: This patent is subject to a terminal disclaimer.

(\*\*) Term: **14 Years**

(21) Appl. No.: **29/361,478**

(22) Filed: **May 12, 2010**

(51) **LOC (9) Cl.** ..... **14-03**

(52) **U.S. Cl.** ..... **D14/250**

(58) **Field of Classification Search** ..... D3/201,  
D3/215, 218, 269, 273, 294; D14/140, 142,  
D14/203.3, 217, 218, 240, 242, 250-253,  
D14/299, 358, 440, 450; D13/103, 107,  
D13/108.119; 220/4.02; 224/119, 191, 240,  
224/241, 245, 682, 683; 248/309.1; 361/679.3,  
361/679.56; 379/454, 455; 455/575.1, 575.6,  
455/575.7, 575.8, 575.9; 190/100; 206/305,  
206/320

U.S. PATENT DOCUMENTS

D337,435	S	*	7/1993	Kaneko et al.	.....	D3/218
D397,246	S	*	8/1998	Hoofnagle et al.	.....	D3/201
D459,346	S	*	6/2002	Powell	.....	D14/250
D574,819	S	*	8/2008	Andre et al.	.....	D3/269
D615,078	S	*	5/2010	Bradley	.....	D14/250
D615,536	S	*	5/2010	Richardson et al.	.....	D14/250
D619,574	S	*	7/2010	Richardson et al.	.....	D14/250
D623,179	S	*	9/2010	Richardson et al.	.....	D14/250
D623,180	S	*	9/2010	Diebel	.....	D14/250
D634,741	S	*	3/2011	Richardson et al.	.....	D14/250
2009/0181729	A1	*	7/2009	Griffin et al.	.....	455/575.1
2010/0300909	A1	*	12/2010	Hung	.....	206/320

\* cited by examiner

*Primary Examiner* — Raphael Barkai

*Assistant Examiner* — Randall Gholson

(74) *Attorney, Agent, or Firm* — Michael A. Gutch

(57) **CLAIM**

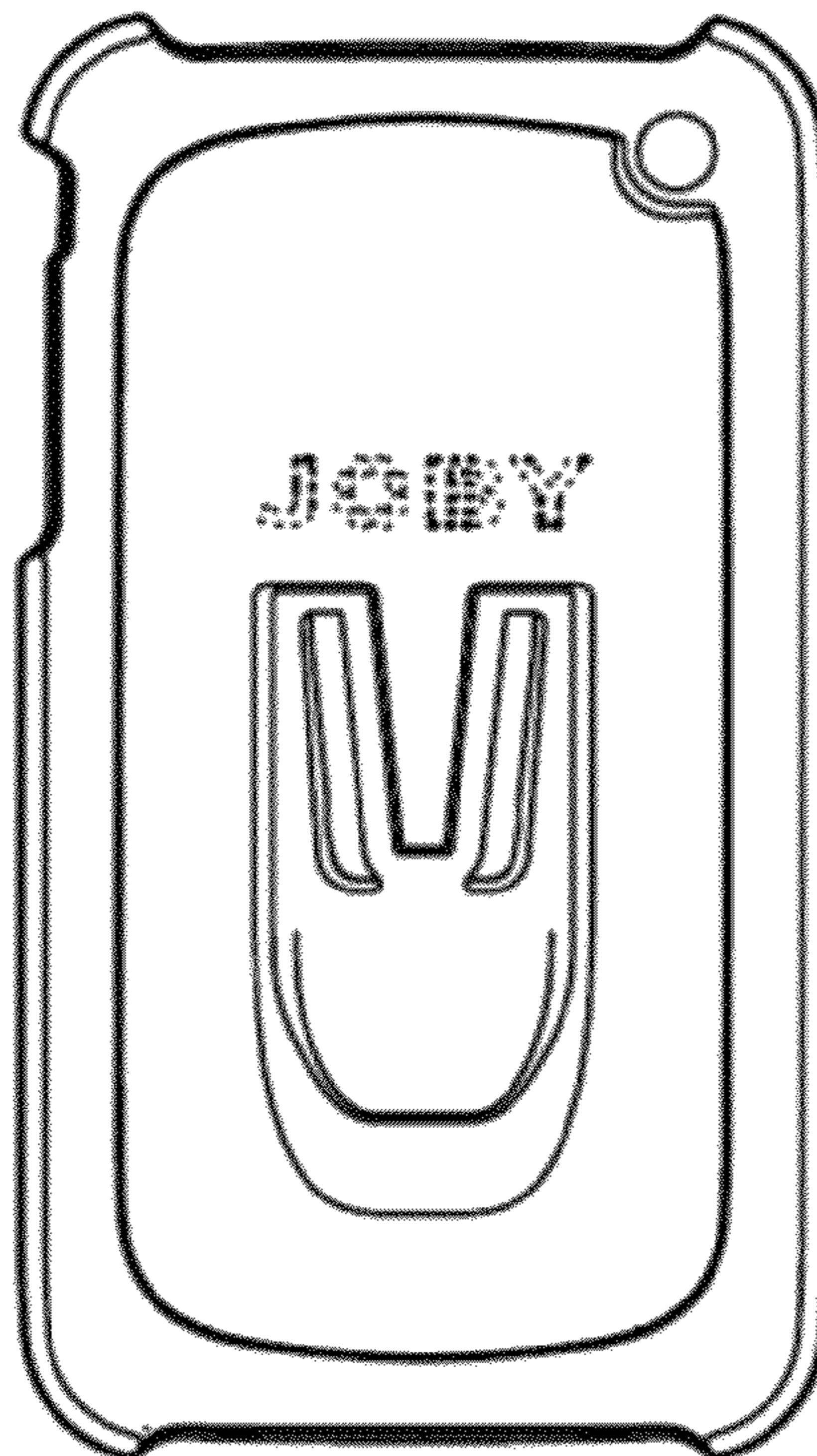
The ornamental design for a device case with clip, as shown and described.

**DESCRIPTION**

FIG. 1 is a front view of a device case with clip.  
FIG. 2 is a rear view of a case with device clip.  
FIG. 3 is a top view of a case with device clip.  
FIG. 4 is a bottom view of a case with device clip.  
FIG. 5 is a right side view of a case with device clip.  
FIG. 6 is a left side view of a case with device clip; and,  
FIG. 7 is a raised rear perspective view of a device case with clip.

See application file for complete search history.

**1 Claim, 6 Drawing Sheets**





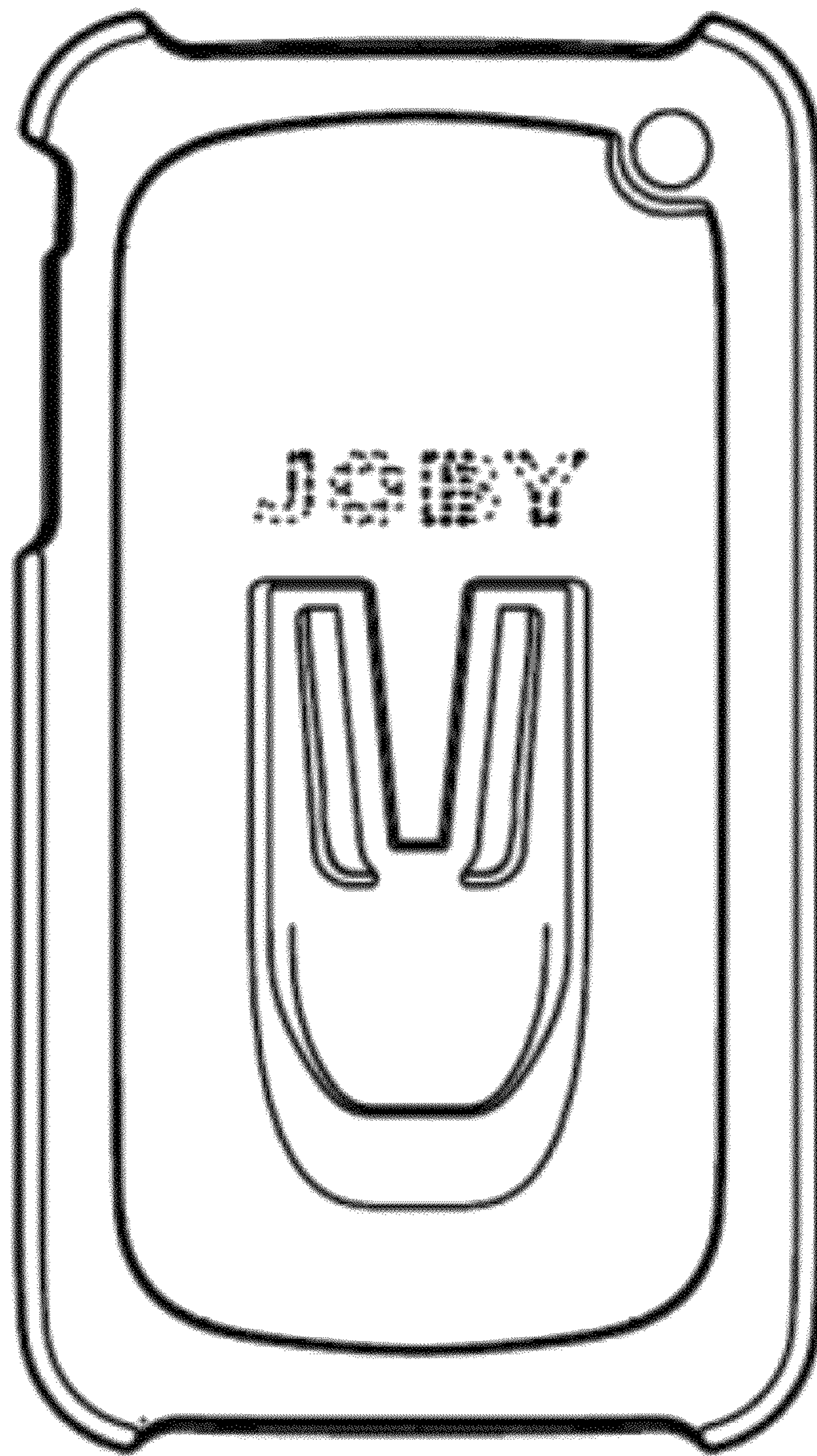


FIGURE 1

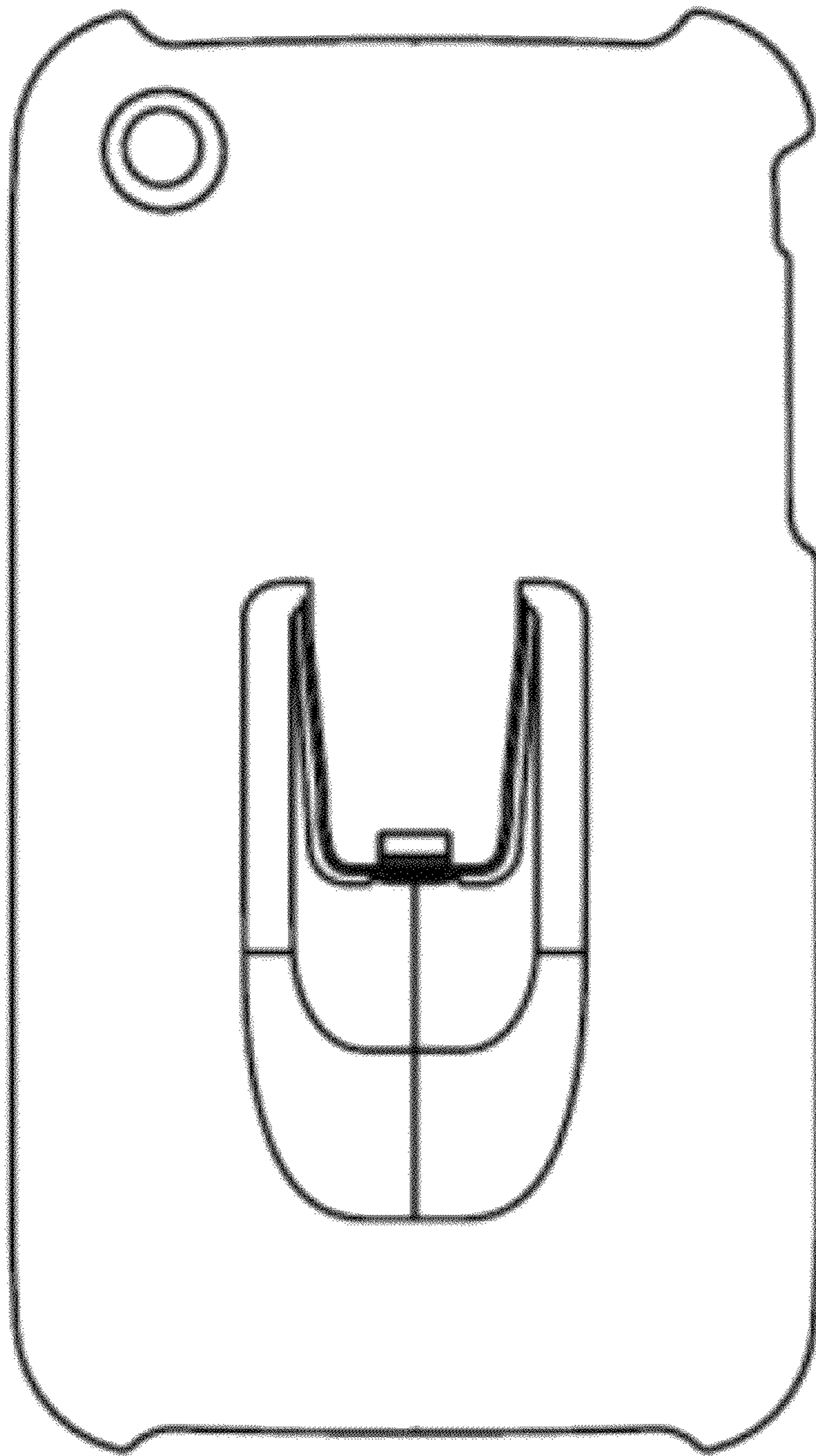



FIGURE 2




**FIGURE 3**




**FIGURE 4**

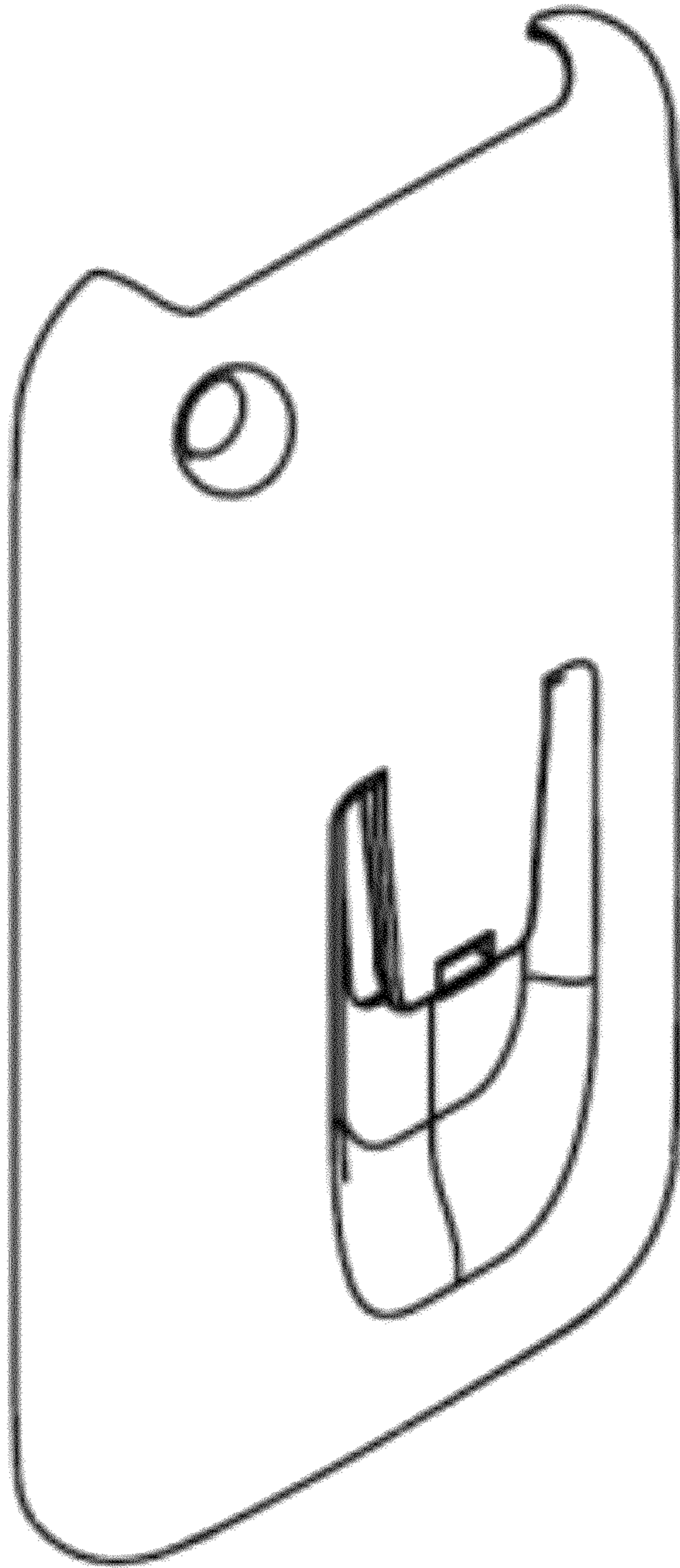




**FIGURE 5**



**FIGURE 6**



**FIGURE 7**